

San Francisco County Transportation Authority

Prop K/Prop AA Allocation Request Form

FY of Allocation Action:	FY2020/21
Project Name:	Upper Market Street Safety Improvements [NTIP Capital]
Grant Recipient:	San Francisco Municipal Transportation Agency

EXPENDITURE PLAN INFORMATION

Prop K EP categories:	Traffic Calming, Bicycle Circulation/Safety, Pedestrian Circulation/Safety
Current Prop K Request:	\$2,833,813
Supervisory District(s):	District 05, District 08

REQUEST

Brief Project Description

The Project will install sidewalk and roadway improvements on Market Street from Octavia Boulevard/Central Freeway ramp to Castro Street, a 1-mile segment of the city's Vision Zero High-Injury Network. Improvements will include sidewalk extensions, signal upgrades, other traffic safety measures, and various streetscape upgrades.

Detailed Scope, Project Benefits and Community Outreach

See detailed project description, attached.

Project Location

Market Street from Octavia Boulevard/Central Freeway ramp to Castro St/17th Street

Project Phase(s)

Construction (CON)

5YPP/STRATEGIC PLAN INFORMATION

Type of Project in the Prop K 5YPP/Prop AA Strategic Plan?	New Project
Is requested amount greater than the amount programmed in the relevant 5YPP or Strategic Plan?	Less than or Equal to Programmed Amount
Prop K 5YPP Amount:	\$2,708,813
Justification for Necessary Amendment	

E7-12

5YPP/STRATEGIC PLAN INFORMATION

Request includes Prop K 5YPP amendments to the Traffic Calming, Bicycle Circulation/Safety and Pedestrian Circulation/Safety categories to add the subject project with funds reprogrammed from other projects.

The Traffic Calming 5YPP amendment would reprogram a total of \$1,183,813 to the subject project, including cumulative remaining capacity (\$1,023,398) and \$160,415 from design of the Safer Taylor project, which is fully funded by a previous Prop K grant.

The Bicycle Circulation/Safety 5YPP amendment would program a total of \$700,000 to the subject project. This includes \$200,000 reprogrammed from design of Grove Street/Civic Center Improvements, which is on hold until the Civic Center Public Realm Plan can be finalized and progress on Better Market Street can fully inform surrounding conditions. The request also includes \$500,000 in District 8 NTIP Capital funds from the NTIP placeholder.

The Pedestrian Circulation/Safety amendment would reprogram a total of \$950,000 from Grove Street/Civic Center Improvements design (\$200,000) and Leavenworth Livable Street planning (\$750,000) which was not successful for a Caltrans Planning Grant and being re-scoped as a quick-build project.

Upper Market Street Safety Improvements [NTIP Capital]

Project Description

The Upper Market Street Safety Project is a substantial, multi-phased effort to improve the safety and comfort of Market Street between Octavia Boulevard and Castro Street for all roadway users. The project is based on a data-driven approach to identifying collision hot spots and factors, and includes engineering recommendations for the corridor's complex 6-legged intersections, dedicated bike lane upgrades, and public realm improvements to enhance safety and comfort for people walking, driving, and bicycling. Project goals are to improve safety and comfort for all users by reducing the potential for conflict and by making travel along the corridor more predictable and intuitive.

Earlier phases of the project included implementation of near-term safety measures and other less capital-intensive fixes, including painted safety zones (installed in 2015) and a two-block segment of protected bikeway (built in 2018).

The \$500,000 in requested NTIP funds are intended to support the scope described below, specifically construction of ADA curb ramp improvements near Castro Street / Pink Triangle Park and signal modifications to the Castro/Market intersection that were requested by the community.

Subject request

For the past three years, the SFMTA and Public Works have collaborated with community stakeholders on a final capital project phase to deliver sidewalk extensions, signal upgrades other traffic safety measures, and various streetscape upgrades. Specific elements include:

- Pedestrian safety measures and ADA upgrades at seven intersections
 - Castro/17th - new accessible ramps/pathway (to Muni elevator and Pink Triangle Park)
 - 16th/Noe - four bulbouts (both approaches to Market Street on 16th and Noe streets)
 - 15th/Sanchez – four bulbouts (three on 15th Street)
 - 14th St – one bulbout, southeast corner near Ace Hardware)
 - Dolores St – straightening/ shortening of Market St crosswalk & median pathway
 - Laguna/Guerrero – large bulbout on SE corner, new curb ramps at all corners
 - Octavia/McCoppin/Central Freeway – widened Octavia plaza with crosswalk accessibility improvements including raised crosswalk at McCoppin Street
- Traffic signal upgrades:
 - Major overhaul (revised signal layout and phasing) for 16th/Noe and Laguna/Guerrero intersections, including a new traffic signal for the Hermann/Laguna intersection
 - Signal and phasing modifications at Octavia, 15th Street, and Castro Street
- Bikeway and bike access upgrades including:
 - Enhanced physical protection for southbound approach, northbound departure on Octavia Boulevard at Market Street
 - Widening/straightening of Market Street protected bikeway inbound at McCoppin/Central Freeway, and outbound at Laguna and Buchanan street approaches
 - New sidewalk bike racks (70 racks) and locations, bike leaning rail at the inbound bikeway waiting area at Octavia/Central Freeway
- Additional transit access improvements including an expanded outbound boarding platform at Laguna Street
 - Transit platform widened for greater accessibility (allows proper bus ramp deployment)
 - Shorter, straighter crosswalk with refuge island to/from Market Street sidewalks

E7-14

Upper Market Street Safety Improvements [NTIP Capital]

- Streetscape enhancements including:
 - Uplighting of center median palm trees
 - Stamped, decorative crosswalks at 15th/Sanchez and Hermann/Laguna intersections
 - Substantial tree replacement and maintenance along Market Street, and new median island with landscaping on Guerrero Street approach
 - Repair and extension of Rainbow Honor Walk plaque program
 - Potential for custom, decorative (“HOPE”-themed) MUNI railings and bike racks, utility box public art pending successful contractor bid and final project budget

Detailed design for this effort was completed in August 2020, and Public Works will advertise a construction contract (estimated at \$7.2 million) to begin work in the first quarter of 2021. The project's total construction phase cost is estimated at \$10.2 million, of which the estimated cost of SFMTA's portion of the scope is \$5.4 million. In addition to the Prop K funds that are the subject of this request, SFMTA's contribution will be funded by SFMTA general funds and state Affordable Housing and Sustainable Communities Program funds. Additional funding from Public Works is provided for streetscape enhancements funded by developer impact fees dedicated to the Market-Octavia area.

Stakeholder Engagement / Community Outreach

The project is the culmination of prior neighborhood planning efforts that stretch back over a decade, including the Upper Market Street 2009 Community Vision and Recommendations and Market-Octavia Area Plan. Stakeholder Engagement

From 2014 to 2019, the Upper Market Street Safety Project team held approx. 30 in-person meetings with key organizations including the Castro Commercial Benefit District (CBD), Castro Merchants group, Duboce Triangle Neighborhood Association (DTNA), Hayes Valley Neighborhood Association (HVNA), and the Market-Octavia Citizen's Advisory Committee (MOP-CAC). During this time, the Project team also hosted eight public open house meetings and hearings, including a 2017 SFMTA Board hearing to approve the major package of traffic and circulation to support the capital project (RESOLUTION No. 170502-059), as well as a 2018 public open house to consider specific streetscape upgrades and additional refinements to circulation.

A majority of the activity and cost of the project is the upgrading of painted safety zones (to wider sidewalks) that have been in place since 2015. This means the project team has had ample opportunity to collect feedback on and observe these elements to inform the project's detailed design and solidify broad public support for making them permanent.

San Francisco County Transportation Authority

Prop K/Prop AA Allocation Request Form

FY of Allocation Action:	FY2020/21
Project Name:	Upper Market Street Safety Improvements [NTIP Capital]
Grant Recipient:	San Francisco Municipal Transportation Agency

ENVIRONMENTAL CLEARANCE

Environmental Type:	Categorically Exempt
----------------------------	----------------------

PROJECT DELIVERY MILESTONES

Phase	Start		End	
	Quarter	Calendar Year	Quarter	Calendar Year
Planning/Conceptual Engineering (PLAN)	Apr-May-Jun	2014	Apr-May-Jun	2017
Environmental Studies (PA&ED)	Jan-Feb-Mar	2016	Oct-Nov-Dec	2019
Right of Way				
Design Engineering (PS&E)	Apr-May-Jun	2017	Jul-Aug-Sep	2020
Advertise Construction	Jul-Aug-Sep	2020		
Start Construction (e.g. Award Contract)	Jan-Feb-Mar	2021		
Operations (OP)				
Open for Use			Oct-Nov-Dec	2022
Project Completion (means last eligible expenditure)			Apr-May-Jun	2023

SCHEDULE DETAILS

Prior to start of construction by the contractor (expected first quarter 2021) the SFMTA and Public Works team will host a 'virtual open house' or similar event to share comprehensive information of the capital project scope, expected timeline, and what to expect during construction. Briefings will also be offered to individual stakeholders including the Castro Merchant's Association, Castro Community Benefits District, Duboce Triangle and Eureka Valley neighborhood associations, the District 8 supervisor's office, and others upon request. The SFMTA will also maintain updated information on the project website, sfmta.com/uppermarket.

During construction, a Public Works public information officer will provide regular construction updates to the project email list and be available as a point-of-contact for community questions/concerns. The SFMTA will also post temporary traffic changes associated with construction to the traffic advisory press release and will coordinate updates to web mapping/navigation service providers concerning permanent circulation changes as they become 'open for use.'

E7-16

San Francisco County Transportation Authority Prop K/Prop AA Allocation Request Form

FY of Allocation Action:	FY2020/21
Project Name:	Upper Market Street Safety Improvements [NTIP Capital]
Grant Recipient:	San Francisco Municipal Transportation Agency

FUNDING PLAN - FOR CURRENT REQUEST

Fund Source	Planned	Programmed	Allocated	Project Total
PROP K: Traffic Calming	\$1,183,813	\$0	\$0	\$1,183,813
PROP K: Bicycle Circulation/Safety	\$700,000	\$0	\$0	\$700,000
PROP K: Pedestrian Circulation/Safety	\$950,000	\$0	\$0	\$950,000
AHSC STATE GRANT	\$0	\$0	\$370,000	\$370,000
DEVELOPER IMPACT FEES (MARKET OCTAVIA)	\$0	\$1,451,187	\$0	\$1,451,187
DEVELOPER IMPACT FEES (MARKET OCTAVIA - STREETSCAPE)	\$0	\$0	\$4,227,987	\$4,227,987
PROP B GENERAL FUND	\$0	\$0	\$744,881	\$744,881
Phases in Current Request Total:	\$2,833,813	\$1,451,187	\$5,342,868	\$9,627,868

FUNDING PLAN - ENTIRE PROJECT (ALL PHASES)

Fund Source	Planned	Programmed	Allocated	Project Total
PROP K	\$2,833,813	\$0	\$0	\$2,833,813
PROP B GENERAL FUND	\$0	\$0	\$744,881	\$744,881
DEVELOPER IMPACT FEES (MARKET OCTAVIA - STREETSCAPE)	\$0	\$0	\$4,227,987	\$4,227,987
DEVELOPER IMPACT FEES (MARKET OCTAVIA)	\$0	\$1,451,187	\$2,606,000	\$4,057,187
AHSC STATE GRANT	\$0	\$0	\$500,000	\$500,000
Funding Plan for Entire Project Total:	\$2,833,813	\$1,451,187	\$8,078,868	\$12,363,868

COST SUMMARY

Phase	Total Cost	Prop K - Current Request	Source of Cost Estimate
Planning/Conceptual Engineering (PLAN)	\$600,000	\$0	Actual cost
Environmental Studies (PA&ED)	\$256,000	\$0	Actual cost
Right of Way	\$0	\$0	
Design Engineering (PS&E)	\$1,880,000	\$0	Actual cost
Construction (CON)	\$9,627,868	\$2,833,813	Engineer's estimate at 100% design
Operations (OP)	\$0	\$0	
Total:	\$12,363,868	\$2,833,813	

% Complete of Design:	100.0%
As of Date:	08/06/2020
Expected Useful Life:	25 Years

E7-18

MAJOR LINE ITEM BUDGET - Upper Market Street Safety Improvements [NTIP Capital]

Table 1 – Overall Cost Share Percentages

Descriptions	SFMTA	Public Works (SFPW)
Planning Support	Covered Individual Costs	Covered Individual Costs
Design Support	Covered Individual Costs	Covered Individual Costs
Construction Hard Cost Splits	55.2%	44.8%
Construction Support Cost Splits	50%	50%
MTA Bus Substitution Costs	100%	0%

Table 2 – Project Costs and Cost Share Summary

Descriptions	Total Budget	Up to Date Expenditure	SFMTA Split	Public Works Split
Planning and Design Costs				
Planning	\$162,011	\$446,099	-	\$446,099
Design	\$1,597,756	\$1,227,279	-	\$1,251,175
Construction Costs				
Construction Hard Cost	\$6,831,609	-	\$3,771,048	\$3,060,561
Construction Contingency	\$683,161	-	\$377,105	\$306,056
Construction Support Costs	\$1,867,935	-	\$858,968	\$858,968
Reserve			-	\$2,402.11
Total Construction Costs	\$9,428,708		\$5,007,121	\$4,227,987
Other Costs				
Maintenance Costs	\$150,000	-	\$150,000	-
SFMTA Construction Support Costs	-		\$242,760 (pay directly by SFMTA)	-
TOTAL	\$11,292,472	\$1,673,378	\$5,399,881	\$5,925,261
Available SFPW Funds for Construction Costs			-	\$4,227,987
Total Funding Transfer Needed from SFMTA			\$5,157,121	

100% ENGINEER'S ESTIMATE
Contract ID No. 1000017336
Upper Market Corridor Safety Improvements

Prepared By: CG/JK/NS/GL/DG

Checked By: DC/CH

Date: 7/1/2020

*Note: LS = Lump Sum, EA= Each, LF = Linear Feet, CY= Cubic Yards, SF = Square Feet, AL = Allowance,

LBS = Pounds, INT=Intersection, TON - US Short Ton

**Item can vary by more than 25% and/ or deleted in its entirety and no adjustment to the Bid Prices will be made.

Bid Item	Bid Item Description	Estimated Quantity	Unit*	Unit Price	Extension
GENERAL ITEMS					
G-1	Traffic Routing	---	LS	---	\$ 511,000.00
G-2	Temporary Retroreflective Pavement Markings	2,700	LF	\$ 2.00	\$ 5,400.00
G-3	Changeable Message Signs	6	EA	\$ 2,600.00	\$ 15,600.00
G-4	Allowance for Uniformed Off-Duty San Francisco Police Officers (as required by City Representative)	---	AL	---	\$ 80,640.00
G-5	Allowance for Conduit Tunneling Under Street Car Tracks	---	AL	---	\$ 450,000.00
G-6	Allowance for City's Share of Partnering Facilitation and Related Costs	---	AL	---	\$ 10,000.00
G-7	Allowance for Graffiti Removal	---	AL	---	\$ 10,000.00
G-8	Transportation of surplus California Class I (non-RCRA) Hazardous Waste (soils) to a Class I Disposal Facility	259	TON	\$ 85.00	\$ 22,015.00
G-9	Disposal of surplus California Class I (non-RCRA) Hazardous Waste (soils) to a Class I Disposal Facility	259	TON	\$ 85.00	\$ 22,015.00
G-10	Transportation of surplus non-hazardous soils (Class II & III) California Designated Waste (soils) to a Class II & III Disposal Facility	65	TON	\$ 45.00	\$ 2,925.00
G-11	Disposal of surplus non-hazardous soils (Class II & III) California Designated Waste (soils) to a Class II & III Disposal Facility	65	TON	\$ 45.00	\$ 2,925.00
G-12	Allowance for Pre-Excavation Environmental Soil Profiling	---	AL	---	\$ 40,000.00
G-13	Allowance for Unforeseen Environmental work	---	AL	---	\$ 50,000.00
G-14	Mobilization (Maximum 3% of the Bid Items excluding Allowances, Mobilization and Demobilization Bid Items)	---	LS	---	\$ 171,941.98
G-15	Demobilization (Maximum 2% of the Bid Items excluding Allowances, Mobilization and Demobilization Bid Items)	---	LS	---	\$ 114,627.99
SUBTOTAL COST FOR GENERAL WORK --->					\$ 1,509,089.96

CIVIL ROADWAY RELATED ITEMS					
CR-1	Hot Mix Asphalt (Type A ½-Inch Maximum with Medium Grading)	312	TON	\$ 230.00	\$ 71,708.25
CR-2	10-Inch Thick Concrete Base	24,942	SF	\$ 13.00	\$ 324,246.00
CR-3	10-Inch Thick Concrete Pavement	1,100	SF	\$ 22.00	\$ 24,200.00
CR-4	3 ½-Inch Thick Concrete Sidewalk	19,670	SF	\$ 16.00	\$ 314,720.00
CR-5	6-Inch or 9-Inch Wide Concrete Curb	1,247	LF	\$ 45.00	\$ 56,115.00
CR-6	Combined 6-Inch or 9-Inch Wide Concrete Curb and 2-Foot Wide Concrete Gutter	2,135	LF	\$ 60.00	\$ 128,100.00
CR-7	14 ½-Inch Wide Precast Granite Curb	550	LF	\$ 400.00	\$ 220,000.00
CR-8	Salvage and Reset Existing Granite Curb	50	LF	\$ 60.00	\$ 3,000.00
CR-9	Concrete Median Island With Doweled Concrete Curb	2	EA	\$ 10,000.00	\$ 20,000.00
CR-10	Concrete Curb Ramp With Cast-In-Place Concrete Detectable Warning Tiles	29	EA	\$ 3,000.00	\$ 87,000.00
CR-11	Brick Curb Ramp With Cast-In-Place Concrete Detectable Warning Tiles	2	EA	\$ 9,000.00	\$ 18,000.00
CR-12	18" Wide Granite Warning Band at Brick Curb Ramp	70	LF	\$ 210.00	\$ 14,700.00
CR-13	Remove, Clean, and Relocate Street Name Plaque	1	EA	\$ 450.00	\$ 450.00

E7-20

Bid Item	Bid Item Description	Estimated Quantity	Unit*	Unit Price	Extension
CR-14	Concrete Cast-In-Place Detectable Surface Tile	380	SF	\$ 50.00	\$ 19,000.00
CR-15	Adjust Path of Gold Base Fixture	15	EA	\$ 1,500.00	\$ 22,500.00
CR-16	AWSS Cistern Identification Pavement Ring Type II	1	EA	\$ 11,000.00	\$ 11,000.00
CR-17	Pull Box Type I (Contingency Bid Item)**	19	EA	\$ 400.00	\$ 7,600.00
CR-18	Pull Box Type III (Contingency Bid Item)**	12	EA	\$ 500.00	\$ 6,000.00
CR-19	Adjust City-Owned Manhole and Catch Basin Frame and Casting to Grade (Contingency Bid Item)**	30	EA	\$ 300.00	\$ 9,000.00
CR-20	Adjust City-Owned Hydrant and Watermain Valve Box Casting Cover to Grade (Contingency Bid Item)**	30	EA	\$ 123.00	\$ 3,690.00
CR-21	Reconstruct Watermain Valve Box Casting and Cover to Grade (Contingency Bid Item)**	30	EA	\$ 200.00	\$ 6,000.00
SUBTOTAL COST FOR ROADWAY WORK --->					\$ 1,367,029.25

LANDSCAPE RELATED ITEMS					
L-1	Tree Removal and Stump Grinding	21	EA	\$ 1,000.00	\$ 21,000.00
L-2	Remove Existing Tree Grates	24	EA	\$ 500.00	\$ 12,000.00
L-3	Tree Protection Fencing	50	EA	\$ 200.00	\$ 10,000.00
L-4	Unit Pavers	465	SF	\$ 45.00	\$ 20,925.00
L-5	Brick Paving	4,000	SF	\$ 25.00	\$ 100,000.00
L-6	Cobble Paving	270	SF	\$ 45.00	\$ 12,150.00
L-7	Cobble Repair at Electrical Conduit Locations	1,540	SF	\$ 45.00	\$ 69,300.00
L-8	Decorative Stamped Asphalt	7,632	SF	\$ 30.00	\$ 228,960.00
L-9	Planting - 36" Box Trees	24	EA	\$ 1,800.00	\$ 43,200.00
L-10	Planting - 24" Box Trees	12	EA	\$ 1,500.00	\$ 18,000.00
L-11	Planting - 5 Gallon Shrub	10	EA	\$ 60.00	\$ 600.00
L-12	Planting - 1 Gallon Shrub	280	EA	\$ 35.00	\$ 9,800.00
L-13	Amended Backfill -18" Depth at Median	41	CY	\$ 100.00	\$ 4,100.00
L-14	Decomposed Granite at Existing Treewells	34	SF	\$ 100.00	\$ 3,400.00
L-15	Site Furnishings - Bike Racks - Standard (Contingency Bid Item)**	34	EA	\$ 1,000.00	\$ 34,000.00
L-16	Site Furnishings - Bike Racks - Custom (Contingency Bid Item)**	35	EA	\$ 2,600.00	\$ 91,000.00
L-17	Site Furnishings - Bicycle Leaning Rail	10	EA	\$ 3,538.00	\$ 35,380.00
L-18	Site Furnishings - Boarding Island Rail - Standard	4	EA	\$ 1,500.00	\$ 6,000.00
L-19	Site Furnishings - Boarding Island Rail - Custom (Contingency Bid Item)**	79	EA	\$ 2,800.00	\$ 221,200.00
L-20	Utility Box Wraps	3	EA	\$ 1,000.00	\$ 3,000.00
L-21	Rainbow Honor Walk Plaque (Contingency Bid Item)**	8	EA	\$ 2,500.00	\$ 20,000.00
L-22	Rainbow Honor Walk Plaque Relocation (Contingency Bid Item)**	7	EA	\$ 1,200.00	\$ 8,400.00
L-23	3 Year Long Term Plant Establishment Period (Contingency Bid Item)**	---	LS	---	\$ 45,000.00
L-24	Allowance to restore or replace broken cobblestones at median	---	AL	---	\$ 20,000.00
L-25	Allowance for Replacement of Vandalized Plants	---	AL	---	\$ 5,000.00
SUBTOTAL COST FOR LANDSCAPE WORK --->					\$ 1,042,415.00

WATER RELATED ITEMS					
WD-1	Excavation and Backfill for Water Work	100	CY	\$ 350.00	\$ 35,000.00
SUBTOTAL COST FOR WATER WORK --->					\$ 35,000.00

SEWER RELATED ITEMS					
SW-1	Trench And Excavation Support Work For Drainage Work On SW-Drawings	---	LS	---	\$ 78,000.00

Bid Item	Bid Item Description	Estimated Quantity	Unit*	Unit Price	Extension
SW-2	Standard Concrete Manhole For 12-Inch To 24-Inch Diameter Sewers With Frame And Cover Per SFDPW Standard Plan 87,181	3	EA	\$ 10,000.00	\$ 30,000.00
SW-3	Concrete Catch Basin Without Curb Inlet And With Frame And Grating (Per SFDPW STD Plan 87,188) and Cast Iron Trap Including Cleanout Cap	10	EA	\$ 8,000.00	\$ 80,000.00
SW-4	10-Inch Diameter VCP Culvert	174	LF	\$ 450.00	\$ 78,300.00
SW-5	Abandon Existing Catch Basin and Manhole	10	EA	\$ 3,000.00	\$ 30,000.00
SW-6	Television Inspection Of Existing 10-Inch Diameter Culverts where Indicated on SW-Drawings (Contingency Bid Item)**	11	EA	\$ 700.00	\$ 7,700.00
SW-7	Exploratory Holes or Potholes For Work on SW-Drawings (Contingency Bid Item)**	20	CY	\$ 700.00	\$ 14,000.00
SW-8	Post-Construction Television Inspection Of Newly Constructed Culverts	7	EA	\$ 700.00	\$ 4,900.00
SW-9	Allowance To Perform Necessary Work Due To Unforeseen Conditions Related To Sewer Work on SW-Drawings	---	AL	---	\$ 48,000.00
SUBTOTAL COST FOR SEWER WORK --->					\$ 370,900.00

ELECTRICAL - PALM TREE UPLIGHTING RELATED ITEMS					
E-1	Pull Box Type I	21	EA	\$ 1,000.00	\$ 21,000.00
E-2	1-1.5" GRS Conduit (Underground)	3,060	LF	\$ 130.00	\$ 397,800.00
E-3	1-1" GRS Conduit (External)	180	LF	\$ 110.00	\$ 19,800.00
E-4	2-1" GRS Conduit (External)	700	LF	\$ 120.00	\$ 84,000.00
E-5	1-1.5" GRS Conduit (Underground) in Roadway T-Trench	280	LF	\$ 180.00	\$ 50,400.00
E-6	1-3" PVC Schedule 80 Conduit (Underground) in Roadway T-Trench	500	EA	\$ 145.00	\$ 72,500.00
E-7	Palm Tree Uplight Fixture Array	44	EA	\$ 4,500.00	\$ 198,000.00
E-8	Furnish (Spare) Palm Tree Uplight Fixture	14	EA	\$ 1,500.00	\$ 21,000.00
E-9	Lighting Control System	5	EA	\$ 500.00	\$ 2,500.00
E-10	Power Pedestal and Concrete Foundation	5	EA	\$ 20,000.00	\$ 100,000.00
E-11	Miscellaneous Electrical Work	---	LS	---	\$ 50,000.00
E-12	Allowance For Service Points	---	AL	---	\$ 100,000.00
SUBTOTAL COST FOR ELECTRICAL WORK --->					\$ 1,117,000.00

ELECTRICAL - TRAFFIC SIGNAL RELATED ITEMS					
ET-1	(2S12"LB) 2 SECTION, 12-INCH TRANSIT SIGNAL FACE WITH TYPE 1 LED RED HORIZONTAL BAR AND WHITE VERTICAL BAR	2	EA	\$ 1,100.00	\$ 2,200.00
ET-2	(3S12") 3 SECTION, 12-INCH VEHICLE SIGNAL FACE WITH TYPE 1 LED RED, YELLOW, AND GREEN	55	EA	\$ 1,250.00	\$ 68,750.00
ET-3	(3S12"LA) 3 SECTION, 12-INCH VEHICLE SIGNAL FACE WITH TYPE 1 LED RED, YELLOW, AND GREEN LEFT ARROWS	5	EA	\$ 1,300.00	\$ 6,500.00
ET-4	(3S12"RA) 3 SECTION, 12-INCH VEHICLE SIGNAL FACE WITH TYPE 1 LED RED, YELLOW, AND GREEN RIGHT ARROWS	1	EA	\$ 1,300.00	\$ 1,300.00
ET-5	(3S12"GVA) 3 SECTION, 12-INCH VEHICLE SIGNAL FACE WITH TYPE 1 LED RED, YELLOW, AND GREEN VERTICAL ARROW	1	EA	\$ 1,300.00	\$ 1,300.00
ET-6	(4S12"GLA) 4 SECTION, 12-INCH VEHICLE SIGNAL FACE WITH TYPE 1 LED RED, YELLOW, GREEN, AND GREEN LEFT ARROW	3	EA	\$ 1,400.00	\$ 4,200.00
ET-7	(4S12"GRA) 4 SECTION, 12-INCH VEHICLE SIGNAL FACE WITH TYPE 1 LED RED, YELLOW, GREEN, AND GREEN RIGHT ARROW	1	EA	\$ 1,400.00	\$ 1,400.00
ET-8	(PV3S12") PROGRAMMED VISIBILITY, 3 SECTION, 12-INCH VEHICLE SIGNAL FACE WITH TYPE 1 LED RED, YELLOW, AND GREEN	2	EA	\$ 2,700.00	\$ 5,400.00
ET-9	(3S8"BIKE) 3 SECTION, 8-INCH BICYCLE SIGNAL FACE WITH TYPE 1 LED RED, YELLOW, AND GREEN	2	EA	\$ 1,100.00	\$ 2,200.00
ET-10	(YTP) YIELD TO PEDESTRIAN SIGNAL	1	EA	\$ 1,500.00	\$ 1,500.00
ET-11	(TV-1-T) ONE WAY TOP MOUNTED VEHICLE SIGNAL MOUNTING WITH TERMINAL COMPARTMENT	2	EA	\$ 1,000.00	\$ 2,000.00
ET-12	(TV-2-T) TWO WAY TOP MOUNTED VEHICLE SIGNAL MOUNTING WITH TERMINAL COMPARTMENT	1	EA	\$ 1,300.00	\$ 1,300.00
ET-13	(SV-1) WAY SIDE MOUNTED VEHICLE SIGNAL MOUNTING	3	EA	\$ 1,300.00	\$ 3,900.00
ET-14	(SV-1-T) ONE WAY SIDE MOUNTED VEHICLE SIGNAL MOUNTING WITH TERMINAL COMPARTMENT	20	EA	\$ 1,300.00	\$ 26,000.00

E7-22

Bid Item	Bid Item Description	Estimated Quantity	Unit*	Unit Price	Extension
ET-15	(SV-2-TA) TWO WAY SIDE MOUNTED VEHICLE SIGNAL MOUNTING WITH TERMINAL COMPARTMENT IN CONFIGURATION A	13	EA	\$ 1,300.00	\$ 16,900.00
ET-16	(SV-3-TA) THREE WAY SIDE MOUNTED VEHICLE SIGNAL MOUNTING WITH TERMINAL COMPARTMENT IN CONFIGURATION A	3	EA	\$ 1,350.00	\$ 4,050.00
ET-17	SIGNAL BACK PLATE	9	EA	\$ 350.00	\$ 3,150.00
ET-18	(1S-COUNT HOUSING) ONE SECTION LED COUNT PEDESTRIAN SIGNAL HOUSING	43	EA	\$ 1,000.00	\$ 43,000.00
ET-19	LABOR COST ONLY TO INSTALL CITY FURNISHED (1S-COUNT MODULE) ONE SECTION LED PEDESTRIAN COUNTDOWN SIGNAL MODULE	43	EA	\$ 500.00	\$ 21,500.00
ET-20	(TP-1) ONE WAY TOP MOUNTED PEDESTRIAN SIGNAL MOUNTING	2	EA	\$ 900.00	\$ 1,800.00
ET-21	(SP-1) ONE WAY SIDE MOUNTED PEDESTRIAN SIGNAL MOUNTING	35	EA	\$ 900.00	\$ 31,500.00
ET-22	(SP-2-T) TWO WAY SIDE MOUNTED PEDESTRIAN SIGNAL MOUNTING WITH TERMINAL COMPARTMENT	3	EA	\$ 950.00	\$ 2,850.00
ET-23	TYPE 1-A POLE (7') WITH CONCRETE FOUNDATION	2	EA	\$ 3,000.00	\$ 6,000.00
ET-24	TYPE 1-A POLE (10') WITH CONCRETE FOUNDATION	2	EA	\$ 3,500.00	\$ 7,000.00
ET-25	TYPE 1-A POLE (13') WITH CONCRETE FOUNDATION	11	EA	\$ 4,000.00	\$ 44,000.00
ET-26	TYPE 1-A POLE (15') WITH CONCRETE FOUNDATION	8	EA	\$ 4,500.00	\$ 36,000.00
ET-27	STEEL STREET LIGHT POLE WITH 6' LUMINAIRE ARM, AND LED LUMINAIRE (SEE STRUCTURAL FOR FOUNDATION)	12	EA	\$ 5,000.00	\$ 60,000.00
ET-28	TYPE 16-2-100 POLE WITH 10-FOOT SIGNAL MAST ARM, MAC MOUNTINGS, AND CONCRETE FOUNDATION	1	EA	\$ 12,000.00	\$ 12,000.00
ET-29	TYPE 16-2-100 POLE WITH 15-FOOT SIGNAL MAST ARM, MAC MOUNTINGS, AND CONCRETE FOUNDATION	2	EA	\$ 13,000.00	\$ 26,000.00
ET-30	TYPE 16-2-100 POLE WITH 20-FOOT SIGNAL MAST ARM, MAC MOUNTINGS, AND CONCRETE FOUNDATION	1	EA	\$ 13,500.00	\$ 13,500.00
ET-31	TYPE 23-3-100 POLE WITH 40-FOOT SIGNAL MAST ARM, MAC MOUNTINGS, AND CONCRETE FOUNDATION	1	EA	\$ 20,000.00	\$ 20,000.00
ET-32	PEDESTRIAN PUSH BUTTON (PPB) POLE WITH CONCRETE FOUNDATION	6	EA	\$ 2,000.00	\$ 12,000.00
ET-33	PULL BOX TYPE I (STREETLIGHT)	19	EA	\$ 1,000.00	\$ 19,000.00
ET-34	PULL BOX TYPE III	35	EA	\$ 1,250.00	\$ 43,750.00
ET-35	PULL BOX TYPE 36X	3	EA	\$ 1,500.00	\$ 4,500.00
ET-36	1 - 1" PVC SCHEDULE 80 CONDUIT (UNDERGROUND)	40	LF	\$ 110.00	\$ 4,400.00
ET-37	1 - 2" PVC SCHEDULE 80 CONDUIT (UNDERGROUND)	835	LF	\$ 125.00	\$ 104,375.00
ET-38	2 - 2" PVC SCHEDULE 80 CONDUIT (UNDERGROUND) IN SAME TRENCH	180	LF	\$ 130.00	\$ 23,400.00
ET-39	3 - 2" PVC SCHEDULE 80 CONDUIT (UNDERGROUND) IN SAME TRENCH	75	LF	\$ 135.00	\$ 10,125.00
ET-40	1 - 3" PVC SCHEDULE 80 CONDUIT (UNDERGROUND) FOR PG&E SERVICE	300	LF	\$ 140.00	\$ 42,000.00
ET-41	1 - 3" & 2 - 2" PVC SCHEDULE 80 (UNDERGROUND) IN SAME TRENCH	75	LF	\$ 140.00	\$ 10,500.00
ET-42	1 - 2" GRS CONDUIT (UNDERGROUND)	615	LF	\$ 130.00	\$ 79,950.00
ET-43	1 - 2" GRS & 2 - 2" PVC SCHEDULE 80 CONDUIT(UNDERGROUND) IN SAME T-TRENCH	325	LF	\$ 185.00	\$ 60,125.00
ET-44	1 - 2" GRS & 2 - 2" PVC SCHEDULE 80 CONDUIT TUNNELING (UNDERGROUND) FROM CURB TO CURB	60	LF	\$ 155.00	\$ 9,300.00
ET-45	1 - 2" GRS & 3 - 2" PVC SCHEDULE 80 CONDUIT(UNDERGROUND) IN SAME T-TRENCH	330	LF	\$ 190.00	\$ 62,700.00
ET-46	1 - 2" GRS & 3 - 2" PVC SCHEDULE 80 CONDUIT TUNNELING (UNDERGROUND) FROM CURB TO CURB	240	LF	\$ 160.00	\$ 38,400.00
ET-47	1 - 2" GRS & 4 - 2" PVC SCHEDULE 80 CONDUIT(UNDERGROUND) IN SAME T-TRENCH	60	LF	\$ 195.00	\$ 11,700.00
ET-48	1 - 2" GRS & 4 - 2" PVC SCHEDULE 80 CONDUIT TUNNELING (UNDERGROUND) FROM CURB TO CURB	150	LF	\$ 165.00	\$ 24,750.00
ET-49	CONSTRUCT STANDARD "342" TRAFFIC SIGNAL CONTROLLER FOUNDATION	3	EA	\$ 2,500.00	\$ 7,500.00
ET-50	LABOR COST ONLY TO INSTALL CITY FURNISHED 2070 INTERSECTION CONTROLLER "352i-ATC" CABINET ASSEMBLY	3	EA	\$ 2,500.00	\$ 7,500.00
ET-51	MISCELLANEOUS ELECTRICAL TRAFFIC SIGNAL WORK	---	LS	---	\$ 160,000.00
ET-52	MISCELLANEOUS RED LIGHT CAMERA WORK	---	LS	---	\$ 17,000.00
ET-53	REMOVE AS SALVAGE AS CITY'S PROPERTY	---	LS	---	\$ 10,000.00

Bid Item	Bid Item Description	Estimated Quantity	Unit*	Unit Price	Extension
ET-54	REMOVE AS CONTRACTOR'S PROPERTY	---	LS	---	\$ 60,000.00
<i>SUBTOTAL COST FOR TRAFFIC SIGNAL WORK ---></i>					<i>\$ 1,300,175.00</i>

STRUCTURAL RELATED ITEMS					
S-1	Streetlight Pole Foundation	12	EA	\$ 7,500.00	\$ 90,000.00
<i>SUBTOTAL COST FOR STRUCTURAL WORK ---></i>					<i>\$ 90,000.00</i>

<i>TOTAL CONSTRUCTION COST ---></i>					<i>\$ 6,831,609.21</i>
<i>CONTINGENCY AT 10% OF TOTAL CONSTRUCTION COST ---></i>					<i>\$ 683,160.92</i>
<i>TOTAL CONSTRUCTION COST W/ 10% CONTINGENCY ---></i>					<i>\$ 7,514,770.13</i>

E7-24

San Francisco County Transportation Authority Prop K/Prop AA Allocation Request Form

FY of Allocation Action:	FY2020/21
Project Name:	Upper Market Street Safety Improvements [NTIP Capital]
Grant Recipient:	San Francisco Municipal Transportation Agency

SFCTA RECOMMENDATION

Resolution Number:		Resolution Date:	
Total Prop K Requested:	\$2,833,813	Total Prop AA Requested:	\$0
Total Prop K Recommended:	\$2,833,813	Total Prop AA Recommended:	\$0

SGA Project Number:		Name:	Upper Market Street Safety Improvements [NTIP Capital] (EP-38)
Sponsor:	San Francisco Municipal Transportation Agency	Expiration Date:	12/31/2023
Phase:	Construction	Fundshare:	52.48

Cash Flow Distribution Schedule by Fiscal Year

Fund Source	FY 2020/21	FY 2021/22	FY 2022/23	FY 2023/24	FY 2024/25	Total
PROP K EP-138	\$0	\$160,415	\$1,023,398	\$0	\$0	\$1,183,813

Deliverables

1. Quarterly progress reports (QPRs) shall include % complete to date of the overall project; a summary of work performed in the prior quarter and photos of work being performed; upcoming project milestones (e.g. ground-breaking, ribbon-cutting); work anticipated to be performed in the upcoming quarter and any issues that may impact project delivery; in addition to all other requirements described in the Standard Grant Agreement.

2. With the first QPR (due Jan. 31, 2021) Sponsor shall provide 2-3 photos of typical before conditions; with the first quarterly report following initiation of fieldwork Sponsor shall provide a photo documenting compliance with the Prop K attribution requirements as described in the SGA; and on completion of the project Sponsor shall provide 2-3 photos of completed work.

Special Conditions

1. The recommended allocation is contingent upon amendment of the Prop K Traffic Calming 5YPP. See attached 5YPP amendment for details.

2. The Transportation Authority will only reimburse SFMTA up to the approved overhead multiplier rate for the fiscal year that SFMTA incurs charges.

SGA Project Number:		Name:	Upper Market Street Safety Improvements [NTIP Capital] (EP-39)
Sponsor:	San Francisco Municipal Transportation Agency	Expiration Date:	12/31/2023

SGA Project Number:		Name:	Upper Market Street Safety Improvements [NTIP Capital] (EP-39)			
Phase:	Construction	Fundshare:	52.48			
Cash Flow Distribution Schedule by Fiscal Year						
Fund Source	FY 2020/21	FY 2021/22	FY 2022/23	FY 2023/24	FY 2024/25	Total
PROP K EP-139	\$125,000	\$575,000	\$0	\$0	\$0	\$700,000
Deliverables						
1. See Deliverable 1 for Upper Market Street Safety Improvements [NTIP Capital] (EP-38).						
2. See Deliverable 2 for Upper Market Street Safety Improvements [NTIP Capital] (EP-38).						
Special Conditions						
1. The recommended allocation is contingent upon amendment of the Prop K Bicycle Circulation/Safety 5YPP. See attached 5YPP amendment for details.						
2. The Transportation Authority will only reimburse SFMTA up to the approved overhead multiplier rate for the fiscal year that SFMTA incurs charges.						

SGA Project Number:		Name:	Upper Market Street Safety Improvements [NTIP Capital] (EP-40)			
Sponsor:	San Francisco Municipal Transportation Agency	Expiration Date:	12/31/2023			
Phase:	Construction	Fundshare:	52.48			
Cash Flow Distribution Schedule by Fiscal Year						
Fund Source	FY 2020/21	FY 2021/22	FY 2022/23	FY 2023/24	FY 2024/25	Total
PROP K EP-140	\$525,000	\$425,000	\$0	\$0	\$0	\$950,000
Deliverables						
1. See Deliverable 1 for Upper Market Street Safety Improvements [NTIP Capital] (EP-38).						
2. See Deliverable 2 for Upper Market Street Safety Improvements [NTIP Capital] (EP-38).						
Special Conditions						
1. The recommended allocation is contingent upon amendment of the Prop K Pedestrian Circulation/Safety 5YPP. See attached 5YPP amendment for details.						
2. The Transportation Authority will only reimburse SFMTA up to the approved overhead multiplier rate for the fiscal year that SFMTA incurs charges.						

Metric	Prop K	Prop AA
Actual Leveraging - Current Request	70.57%	No Prop AA
Actual Leveraging - This Project	77.08%	No Prop AA

E7-26

San Francisco County Transportation Authority Prop K/Prop AA Allocation Request Form

FY of Allocation Action:	FY2020/21
Project Name:	Upper Market Street Safety Improvements [NTIP Capital]
Grant Recipient:	San Francisco Municipal Transportation Agency

EXPENDITURE PLAN INFORMATION

Current Prop K Request:	\$2,833,813
--------------------------------	-------------

1) The requested sales tax and/or vehicle registration fee revenues will be used to supplement and under no circumstance replace existing local revenues used for transportation purposes.

Initials of sponsor staff member verifying the above statement


MJ

CONTACT INFORMATION

	Project Manager	Grants Manager
Name:	Casey Hildreth	Joel C Goldberg
Title:	Transportation Planner	Grants Procurement Manager
Phone:	(415) 646-2217	(415) 646-2520
Email:	casey.hildreth@sfmta.com	joel.goldberg@sfmta.com



Upper Market Safety Project



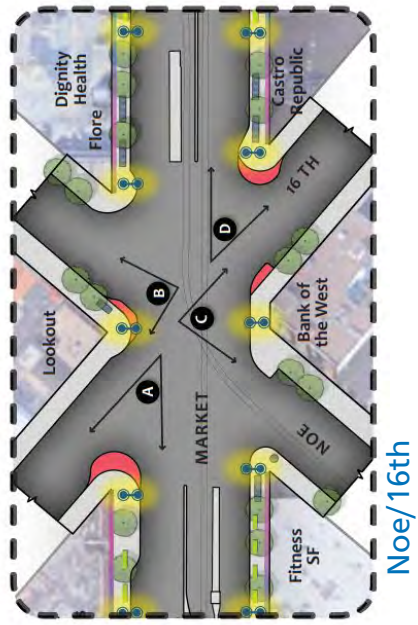
San Francisco
County Transportation
Authority



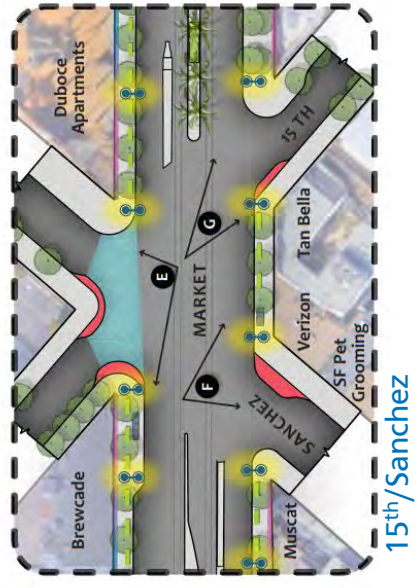
VISION September 2020
ZERO
SF Project Update

E7-27

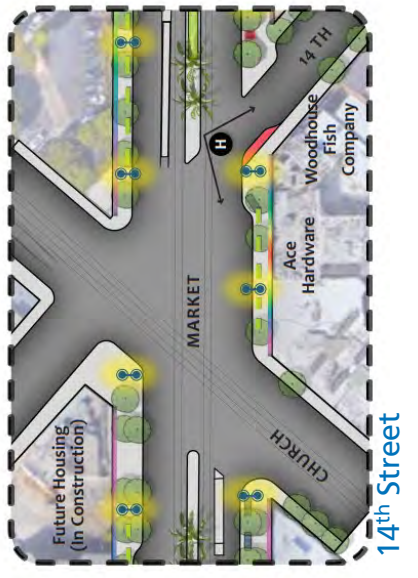
- 18 bulbouts/sidewalk changes to support pedestrian safety & accessibility
- Previous 'interim' designs = minimal new parking changes



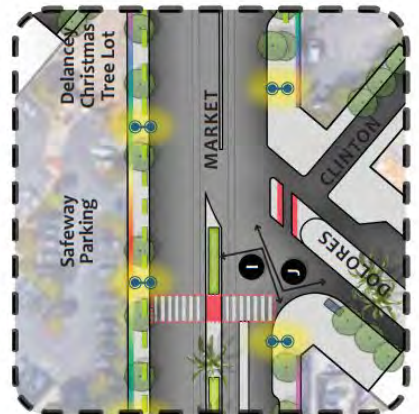
Noe/16th



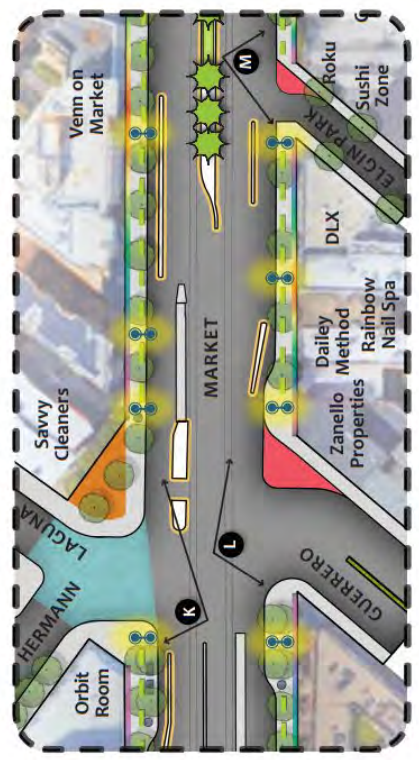
15th/Sanchez



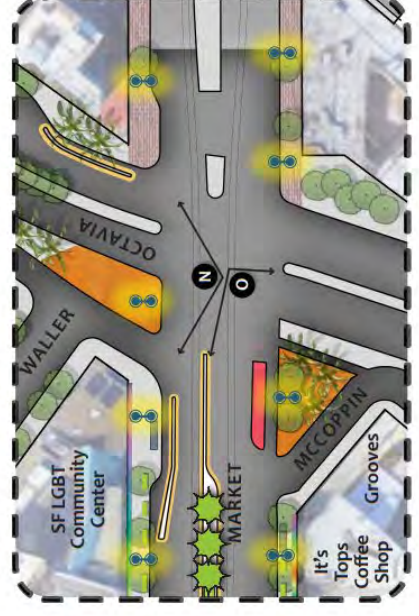
14th Street



Dolores




Guerrero/Laguna/Hermann



McCoppin/Central Freeway/Octavia

NOT SHOWN: New curb ramps, sidewalk upgrades to Pink Triangle Park / 17th Street

- Enhanced protection & comfort for Market & Octavia bikeways



E7-29

E7-30

- New traffic signal at Hermann/Laguna (at Market)
- New protected left-turn signals for outbound 16th Street, Market at Guerrero/Laguna, Market outbound at Castro Street



The project held 6 public open houses to gain feedback on recommendations

UPPER MARKET STREET: PROPOSED PLACEMAKING ELEMENTS


1. TREE PLANTING
ALONG MARKET AND GUERRERO



2. PALM UPLIGHTING
ON THE MARKET STREET MEDIAN PALMS



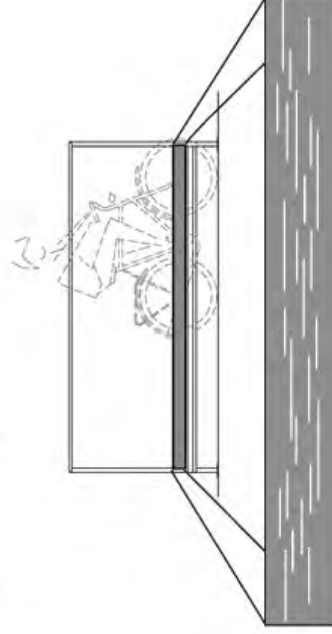
3. BOARDING ISLAND RAILINGS
STEEL TUBE FRAME/LASER CUT PANEL



4. CUSTOM BIKE RACKS
SQUARE TUBE/LASER CUT PANEL




5. BIKE LEANING RAILS
TUBE/LASER CUT PANEL



E7-31

OPTIONAL – TBD pending bids

6. DECORATIVE SIDEWALK
CONCRETE PATTERN CENTERED AROUND THE WAYFINDING SIGNS



8. WAYFINDING SIGNAGE

(SEE NEXT PAGE)

NOT INCLUDED

9. RAINBOW HONOR WALK PLAQUES
BRONZE PLAQUES TO HONOR MEMBERS OF THE LGBT COMMUNITY



10. UTILITY BOX ART

HISTORIC PHOTOS OF EUREKA VALLEY OR ART BY LOCAL ARTISTS



UTILITY BOX LOCATIONS

- #1: Market and 16th Street, SE corner (2283 Market)
- #2: Market and 15th Street, SW corner (2193 Market)
- #3: Market and Guerrero, SE corner (1869 Market St)

7. DECORATIVE CROSSWALK

BRICK PATTERN AT 15/SANCHEZ AND LAGUNA

