



Memorandum

AGENDA ITEM 7

DATE: August 27, 2024
TO: Transportation Authority Board
FROM: Cynthia Fong - Deputy Director for Finance and Administration
SUBJECT: 09/10/2024 Board Meeting: Investment Report and Debt Expenditure Report for the Quarter Ended June 30, 2024

<p>RECOMMENDATION <input checked="" type="checkbox"/> Information <input type="checkbox"/> Action</p> <p>None. This is an information item.</p> <p>SUMMARY</p> <p>The Transportation Authority's Investment Policy directs that a review of portfolio compliance be presented quarterly. As year-end closing is just wrapping up, the investment report for the quarter ended June 30, 2024, is presented independently. Following the annual audit, the Annual Comprehensive Financial Report will be presented to the Board along with the results of the fiscal audit, single audit, and management review.</p>	<ul style="list-style-type: none"> <input type="checkbox"/> Fund Allocation <input type="checkbox"/> Fund Programming <input type="checkbox"/> Policy/Legislation <input type="checkbox"/> Plan/Study <input type="checkbox"/> Capital Project Oversight/Delivery <input checked="" type="checkbox"/> Budget/Finance <input type="checkbox"/> Contract/Agreement <input type="checkbox"/> Other: _____
--	--

BACKGROUND

Our Investment Policy directs a submittal of portfolio compliance with the Investment Policy at the end of the quarter. Usually, this is presented in conjunction with, and in the context of, a quarterly Internal Accounting Report. However, since fiscal year-end project accruals are still being submitted, the Internal Accounting Report is not available at this time.

DISCUSSION

Investment Report. Our investment policies and practices are subject to, and limited by, applicable provisions of state law and prudent money management principles. All investable funds are invested in accordance with our Investment Policy and applicable provisions of California Government Code Section 53600 et seq. Any



investment of bond proceeds will be further restricted by the provisions of relevant bond documents.

We observe the "Prudent Investor" standard, as stated in California Government Code Section 53600.3, applied in the context of managing an overall portfolio. Investments are to be made with care, skill, prudence, and diligence, taking into account the prevailing circumstances, including, but not limited to, general economic conditions, our anticipated needs, and other relevant factors that a prudent person of a like character and purpose, acting in a fiduciary capacity and familiar with those matters, would use in the stewardship of funds.

The primary objectives for the investment activities, in order of priority, are:

- 1) **Safety.** Safety of the principal is the foremost objective of the investment program. Investments will be undertaken in a manner that seeks to ensure preservation of the principal of the funds under its control.
- 2) **Liquidity.** The investment portfolio will remain sufficiently liquid to enable us to meet its reasonably anticipated cash flow requirements.
- 3) **Return on Investment.** The investment portfolio will be managed with the objective of attaining a market rate of return throughout budgetary and economic cycles, commensurate with the investment risk parameters and the cash flow characteristics of the portfolio.

Permitted investment instruments are specifically listed in our Investment Policy and include the San Francisco City and County Treasury Pool (Treasury Pool), certificates of deposit, and money market funds.

Investment Compliance. As of June 30, the Transportation Authority's bank accounts total to \$70.5 million and approximately 43.7 percent of this amount was invested in the Treasury Pool. The remaining funds are held in bank accounts for daily operations. These investments are in compliance with the California Government Code and our Board-adopted Investment Policy and provide sufficient liquidity to meet expenditure requirements for the next six months with the drawdown from the Revolving Credit (loan) Agreement later in the fiscal year. Attachment 1 is the investment report furnished by the Office of the Treasurer and Tax Collector for the period ended on June 30, 2024.

Debt Expenditure Compliance. In October 2021, the Transportation Authority entered into a 3-year Revolving Credit (loan) Agreement with U.S. Bank for a total



amount of \$125 million. As of June 30, 2024, the Transportation Authority does not have any outstanding balance in the loan.

As of June 30, 2024, total outstanding bond principal and premium balance is \$194.2 million. We made cumulative payments of \$116.9 million, including principal payment of \$68.3 million and interest payment of \$48.6 million.

FINANCIAL IMPACT

None. This is an information item.

CAC POSITION

None. This is an information item.

SUPPLEMENTAL MATERIALS

- Attachment 1 - City and County of San Francisco Investment Report for the Month of June 2024

ATTACHMENT 1



Treasurer & Tax Collector CITY AND COUNTY OF SAN FRANCISCO

José Cisneros
TREASURER

Investment Report for the month of June 2024

July 15, 2024

The Honorable London N. Breed
Mayor of San Francisco
City Hall, Room 200
1 Dr. Carlton B. Goodlett Place
San Francisco, CA 94102-4638

The Honorable Board of Supervisors
City and County of San Francisco
City Hall, Room 244
1 Dr. Carlton B. Goodlett Place
San Francisco, CA 94102-4638

Colleagues,

In accordance with the provisions of California State Government Code, Section 53646, we forward this report detailing the City's pooled fund portfolio as of June 30, 2024. These investments provide sufficient liquidity to meet expenditure requirements for the next six months and are in compliance with our statement of investment policy and California Code.

This correspondence and its attachments show the investment activity for the month of June 2024 for the portfolios under the Treasurer's management. All pricing and valuation data is obtained from Interactive Data Corporation.

CCSF Pooled Fund Investment Earnings Statistics *

<i>(in \$ million)</i>	Current Month		Prior Month	
	Fiscal YTD	June 2024	Fiscal YTD	May 2024
Average Daily Balance	\$ 15,893	\$ 16,584	\$ 15,831	\$ 16,936
Net Earnings	541.98	50.96	491.02	52.70
Earned Income Return	3.41%	3.75%	3.38%	3.67%

CCSF Pooled Fund Statistics *

<i>(in \$ million)</i>	% of Portfolio	Book Value	Market Value	Wtd. Avg. Coupon	Wtd. Avg. YTM	WAM
U.S. Treasuries	21.19%	\$ 3,621.9	\$ 3,483.5	1.46%	1.65%	636
Federal Agencies	42.18%	7,056.1	6,935.2	3.48%	3.57%	688
Public Time Deposits	0.18%	30.0	30.0	5.31%	5.31%	63
Negotiable CDs	13.45%	2,211.0	2,211.3	5.72%	5.72%	83
Commercial Paper	6.13%	1,007.6	1,007.0	0.00%	4.63%	125
Money Market Funds	13.08%	2,149.9	2,149.9	5.23%	5.23%	1
Supranationals	3.18%	532.6	523.6	2.24%	2.14%	314
Secured Bank Deposit	0.61%	100.2	100.2	5.35%	5.35%	1
Totals	100.0%	\$ 16,709.3	\$ 16,440.7	3.34%	3.70%	457

In the remainder of this report, we provide additional information and analytics at the security-level and portfolio-level, as recommended by the California Debt and Investment Advisory Commission.

Respectfully,

José Cisneros
Treasurer

cc: Treasury Oversight Committee: Aimee Brown, Kevin Kone, Brenda Kwee McNulty
Greg Wagner - Controller, Office of the Controller
Mark de la Rosa - Director of Audits, Office of the Controller
Mayor's Office of Public Policy and Finance
San Francisco County Transportation Authority
San Francisco Public Library
San Francisco Health Service System

Portfolio Summary

Pooled Fund

As of June 30, 2024

<i>(in \$ million)</i>							
Security Type	Par Value	Book Value	Market Value	Market/Book Price	Current % Allocation	Max. Policy Allocation	Compliant?
U.S. Treasuries	\$ 3,640.0	\$ 3,621.9	\$ 3,483.5	96.18	21.68%	100%	Yes
Federal Agencies	7,062.4	7,056.1	6,935.2	98.29	42.23%	100%	Yes
State & Local Government							
Agency Obligations	-	-	-	-	0.00%	20%	Yes
Public Time Deposits	30.0	30.0	30.0	100.00	0.18%	100%	Yes
Negotiable CDs	2,211.0	2,211.0	2,211.3	100.02	13.23%	30%	Yes
Bankers Acceptances	-	-	-	-	0.00%	40%	Yes
Commercial Paper	1,026.5	1,007.6	1,007.0	99.94	6.03%	25%	Yes
Medium Term Notes	-	-	-	-	0.00%	30%	Yes
Repurchase Agreements	-	-	-	-	0.00%	10%	Yes
Reverse Repurchase/ Securities Lending Agreements	-	-	-	-	0.00%	\$75mm	Yes
Money Market Funds - Government	2,250.1	2,149.9	2,149.9	100.00	12.87%	20%	Yes
LAIF	-	-	-	-	0.00%	\$50mm	Yes
Supranationals	532.7	532.6	523.6	98.30	3.19%	30%	Yes
Secured Bank Deposit	100.2	100.2	100.2	100.00	0.60%	N/A	Yes
TOTAL	\$ 16,852.9	\$ 16,709.3	\$ 16,440.7	98.39	100.00%	-	Yes

The City and County of San Francisco uses the following methodology to determine compliance: Compliance is pre-trade and calculated on a book value basis of the overall portfolio value. Cash balances are included in the City's compliance calculations.

Please note the information in this report does not include cash balances. Due to fluctuations in the market value of the securities held in the Pooled Fund and changes in the City's cash position, the allocation limits may be exceeded on a post-trade compliance basis. In these instances, no compliance violation has occurred, as the policy limits were not exceeded prior to trade execution. The full Investment Policy can be found at <https://sftreasurer.org/banking-investments/investments>

Totals may not add due to rounding.

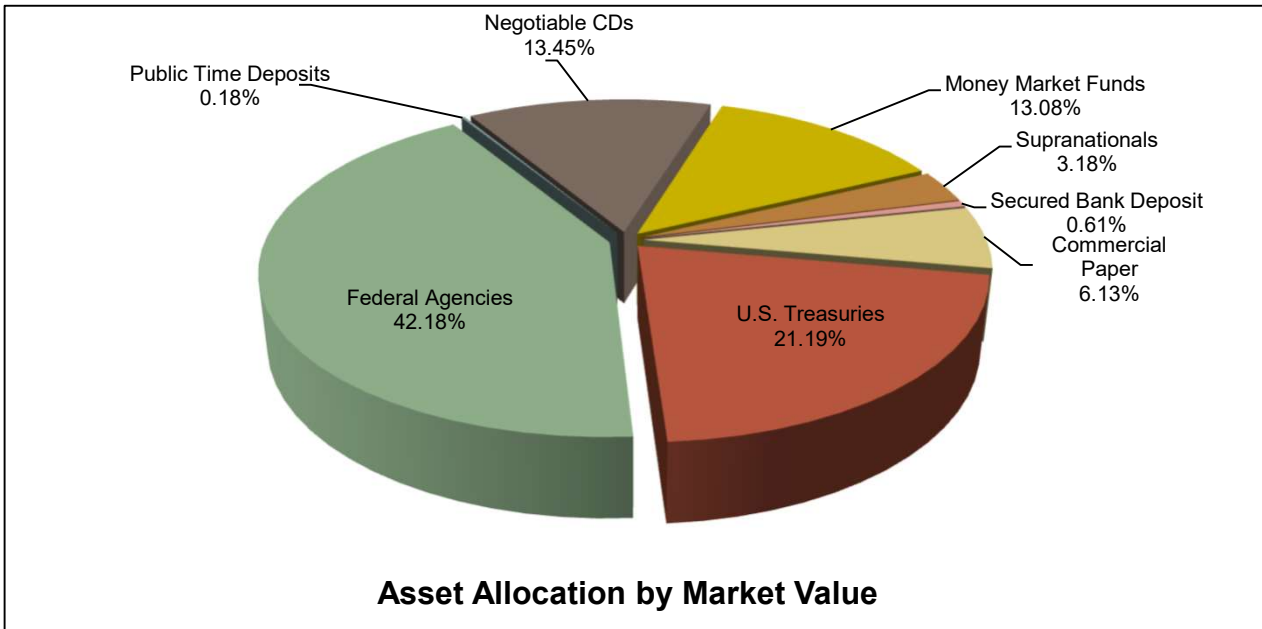
City and County of San Francisco

Pooled Fund Portfolio Statistics

For the month ended June 30, 2024

Average Daily Balance	\$16,583,662,179
Net Earnings	\$50,955,251
Earned Income Return	3.75%
Weighted Average Maturity	457 days

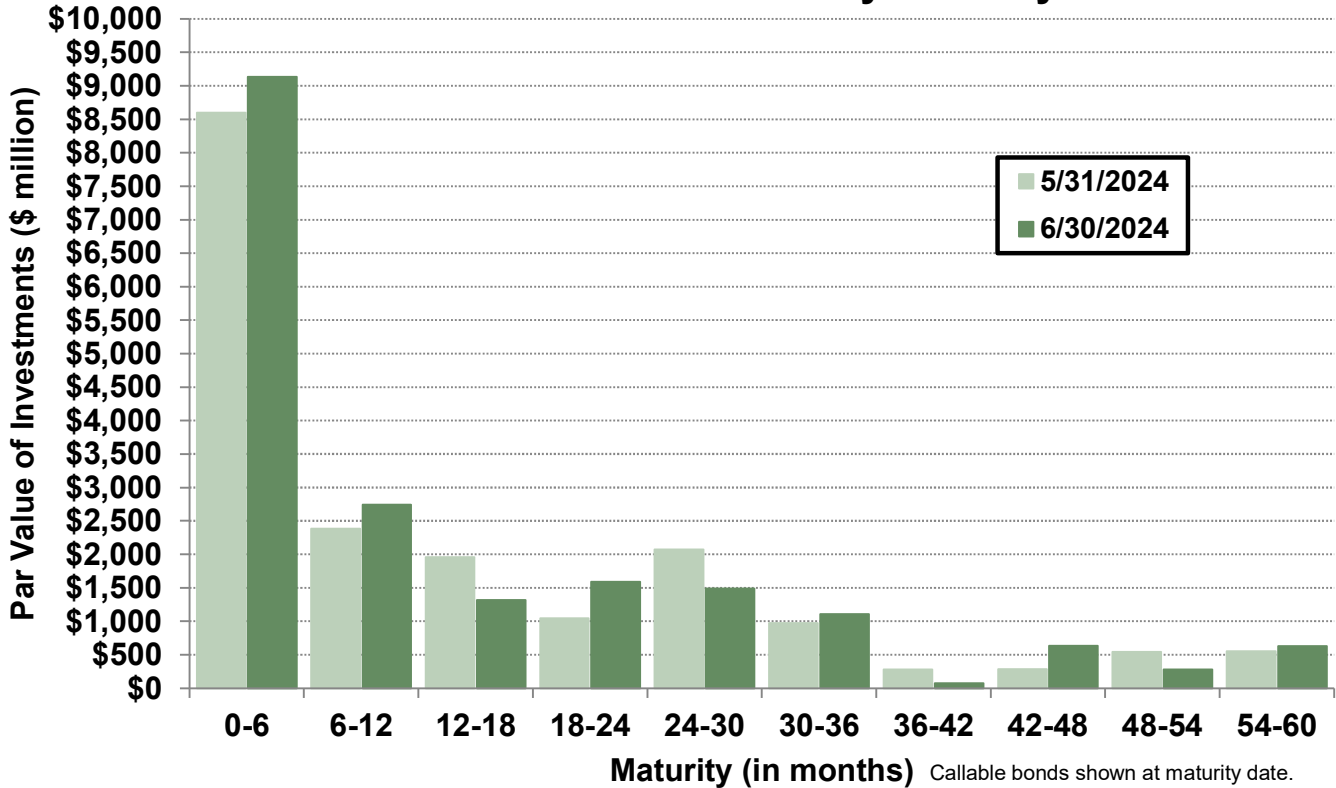
Investment Type	(\$ million)	Par Value	Book Value	Market Value
U.S. Treasuries	\$ 3,640.0	\$ 3,621.9	\$ 3,483.5	
Federal Agencies	7,062.4	7,056.1	6,935.2	
Public Time Deposits	30.0	30.0	30.0	
Negotiable CDs	2,211.0	2,211.0	2,211.3	
Commercial Paper	1,026.5	1,007.6	1,007.0	
Money Market Funds	2,250.1	2,149.9	2,149.9	
Supranationals	532.7	532.6	523.6	
Secured Bank Deposit	100.2	100.2	100.2	
Total	\$ 16,752.7	\$ 16,609.1	\$ 16,340.5	



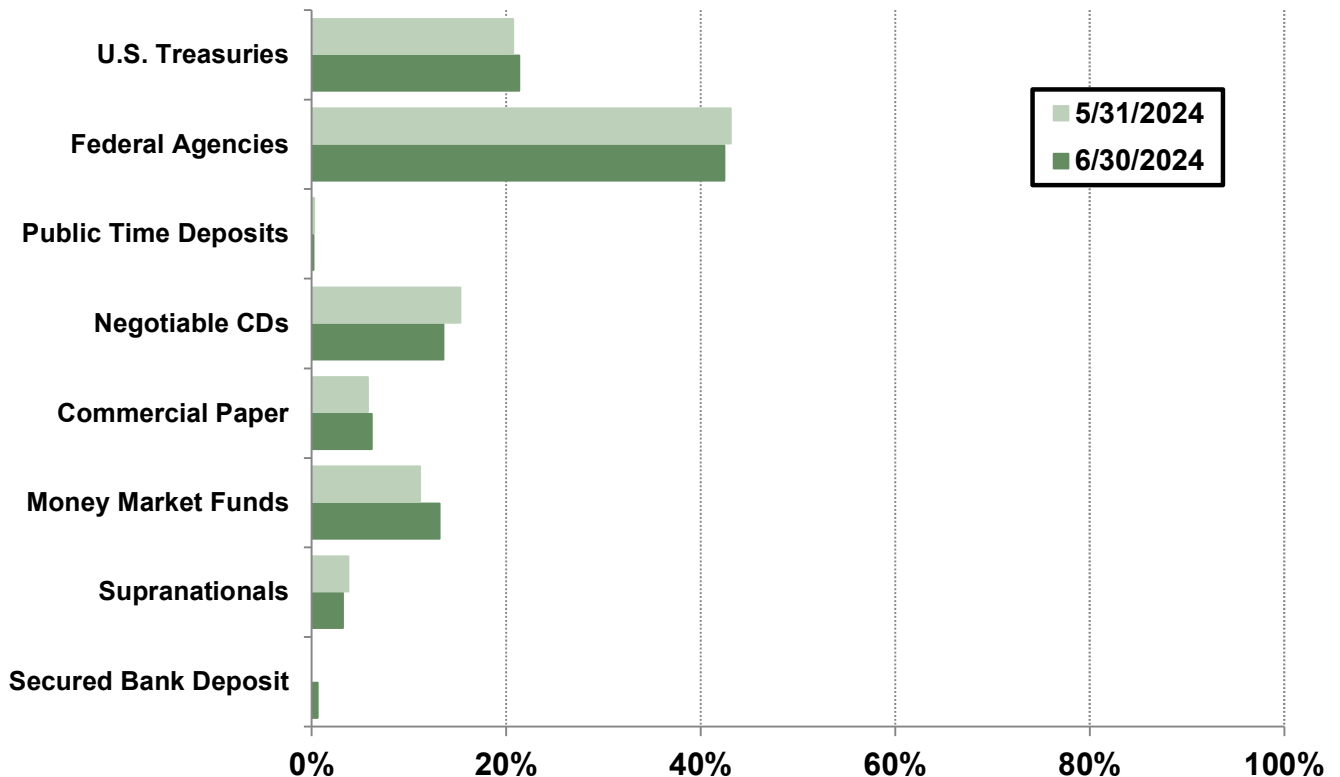
Portfolio Analysis

Pooled Fund

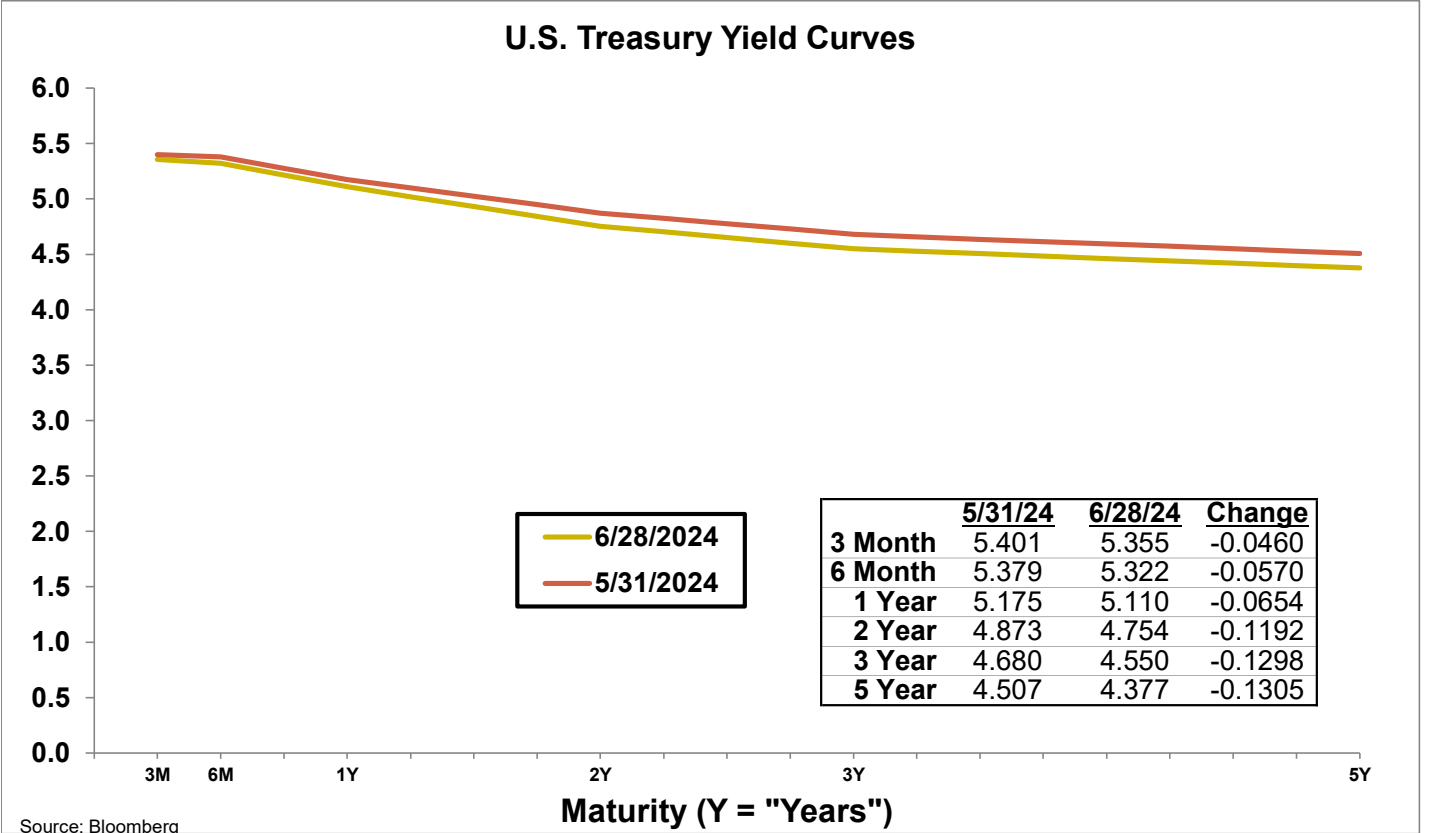
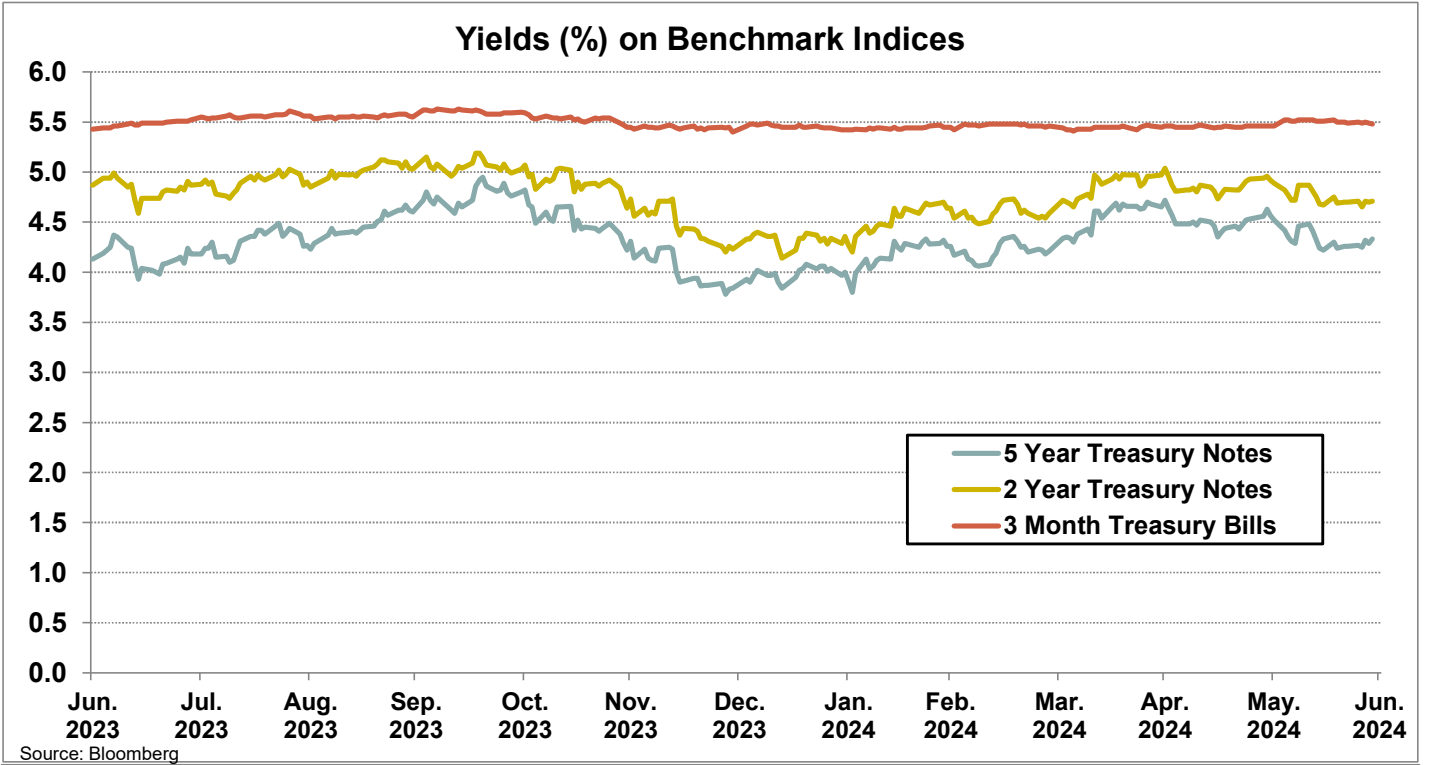
Par Value of Investments by Maturity



Asset Allocation by Market Value



Yield Curves



Investment Inventory

Pooled Fund

As of June 30, 2024

Type of Investment	CUSIP	Issuer Name	Maturity		Coupon	Par Value	Original Cost	Amortized	
			Settle Date	Date				Book Value	Market Value
U.S. Treasuries	91282CCL3	U.S. Treasury Note	8/6/2021	7/15/2024	0.38	\$ 50,000,000	\$ 49,998,047	\$ 49,999,975	\$ 49,906,251
U.S. Treasuries	91282CCL3	U.S. Treasury Note	8/9/2021	7/15/2024	0.38	50,000,000	49,960,938	49,999,489	49,906,251
U.S. Treasuries	91282CCL3	U.S. Treasury Note	4/12/2022	7/15/2024	0.38	50,000,000	47,572,266	49,958,802	49,906,251
U.S. Treasuries	912828Y87	U.S. Treasury Note	3/30/2021	7/31/2024	1.75	50,000,000	52,210,938	50,054,412	49,853,516
U.S. Treasuries	91282CCT6	U.S. Treasury Note	8/25/2021	8/15/2024	0.38	50,000,000	49,898,438	49,995,792	49,693,360
U.S. Treasuries	912797GL5	U.S. Treasury Bill	3/12/2024	9/5/2024	0.00	50,000,000	48,745,832	49,532,344	49,497,850
U.S. Treasuries	912828YM6	U.S. Treasury Note	4/15/2021	10/31/2024	1.50	50,000,000	51,746,094	50,164,497	49,361,329
U.S. Treasuries	912828G38	U.S. Treasury Note	3/9/2021	11/15/2024	2.25	50,000,000	53,160,156	50,321,412	49,423,829
U.S. Treasuries	912828G38	U.S. Treasury Note	3/12/2021	11/15/2024	2.25	50,000,000	53,228,516	50,329,097	49,423,829
U.S. Treasuries	912828YY0	U.S. Treasury Note	3/15/2021	12/31/2024	1.75	50,000,000	52,226,563	50,293,771	49,128,907
U.S. Treasuries	912828Z52	U.S. Treasury Note	3/30/2021	1/31/2025	1.38	50,000,000	51,515,625	50,231,179	48,880,860
U.S. Treasuries	912828Z52	U.S. Treasury Note	4/15/2021	1/31/2025	1.38	50,000,000	51,507,813	50,232,640	48,880,860
U.S. Treasuries	912828ZC7	U.S. Treasury Note	3/15/2021	2/28/2025	1.13	50,000,000	51,011,719	50,169,319	48,669,922
U.S. Treasuries	912828ZC7	U.S. Treasury Note	3/31/2021	2/28/2025	1.13	50,000,000	50,998,047	50,168,900	48,669,922
U.S. Treasuries	912828ZF0	U.S. Treasury Note	4/15/2021	3/31/2025	0.50	50,000,000	49,779,297	49,958,332	48,294,922
U.S. Treasuries	912828ZF0	U.S. Treasury Note	4/19/2021	3/31/2025	0.50	50,000,000	49,839,844	49,969,679	48,294,922
U.S. Treasuries	912828ZL7	U.S. Treasury Note	5/18/2021	4/30/2025	0.38	50,000,000	49,615,234	49,919,207	48,070,313
U.S. Treasuries	912828XB1	U.S. Treasury Note	9/2/2021	5/15/2025	2.13	50,000,000	52,849,609	50,670,744	48,712,891
U.S. Treasuries	912828ZW3	U.S. Treasury Note	3/8/2021	6/30/2025	0.25	50,000,000	49,140,625	49,801,389	47,666,016
U.S. Treasuries	912828ZW3	U.S. Treasury Note	3/9/2021	6/30/2025	0.25	50,000,000	49,042,969	49,778,679	47,666,016
U.S. Treasuries	912828ZW3	U.S. Treasury Note	5/12/2021	6/30/2025	0.25	50,000,000	49,281,250	49,826,738	47,666,016
U.S. Treasuries	912828ZW3	U.S. Treasury Note	5/13/2021	6/30/2025	0.25	50,000,000	49,183,594	49,803,067	47,666,016
U.S. Treasuries	912828ZW3	U.S. Treasury Note	5/18/2021	6/30/2025	0.25	50,000,000	49,253,906	49,819,429	47,666,016
U.S. Treasuries	912828ZW3	U.S. Treasury Note	7/12/2021	6/30/2025	0.25	50,000,000	49,310,547	49,826,804	47,666,016
U.S. Treasuries	912828ZW3	U.S. Treasury Note	8/5/2021	6/30/2025	0.25	50,000,000	49,500,000	49,872,281	47,666,016
U.S. Treasuries	912828ZW3	U.S. Treasury Note	8/6/2021	6/30/2025	0.25	50,000,000	49,406,250	49,848,227	47,666,016
U.S. Treasuries	912828ZW3	U.S. Treasury Note	12/7/2021	6/30/2025	0.25	50,000,000	48,628,906	49,616,389	47,666,016
U.S. Treasuries	91282CHL8	U.S. Treasury Note	2/6/2024	6/30/2025	4.63	50,000,000	49,976,563	49,983,272	49,765,625
U.S. Treasuries	91282CAB7	U.S. Treasury Note	8/5/2021	7/31/2025	0.25	50,000,000	49,458,984	49,853,227	47,494,141
U.S. Treasuries	91282CAB7	U.S. Treasury Note	8/6/2021	7/31/2025	0.25	50,000,000	49,363,281	49,827,145	47,494,141
U.S. Treasuries	91282CFK2	U.S. Treasury Note	10/7/2022	9/15/2025	3.50	50,000,000	48,968,750	49,576,554	49,105,469
U.S. Treasuries	91282CAM3	U.S. Treasury Note	5/12/2021	9/30/2025	0.25	50,000,000	49,109,375	49,746,489	47,154,297
U.S. Treasuries	91282CAM3	U.S. Treasury Note	7/26/2021	9/30/2025	0.25	50,000,000	49,281,250	49,785,363	47,154,297
U.S. Treasuries	91282CAT8	U.S. Treasury Note	2/25/2021	10/31/2025	0.25	50,000,000	49,298,828	49,800,193	46,980,469
U.S. Treasuries	91282CAT8	U.S. Treasury Note	3/2/2021	10/31/2025	0.25	50,000,000	49,078,125	49,736,530	46,980,469
U.S. Treasuries	91282CAT8	U.S. Treasury Note	3/4/2021	10/31/2025	0.25	50,000,000	49,048,828	49,727,837	46,980,469
U.S. Treasuries	91282CBC4	U.S. Treasury Note	2/25/2021	12/31/2025	0.38	50,000,000	49,455,078	49,831,290	46,763,672
U.S. Treasuries	91282CBC4	U.S. Treasury Note	2/26/2021	12/31/2025	0.38	50,000,000	49,271,484	49,774,321	46,763,672
U.S. Treasuries	91282CBW0	U.S. Treasury Note	6/28/2021	4/30/2026	0.75	50,000,000	49,662,109	49,872,263	46,511,719
U.S. Treasuries	91282CBW0	U.S. Treasury Note	7/2/2021	4/30/2026	0.75	50,000,000	49,730,469	49,897,875	46,511,719
U.S. Treasuries	912828R36	U.S. Treasury Note	7/23/2021	5/15/2026	1.63	50,000,000	52,203,125	50,856,423	47,214,844
U.S. Treasuries	912828R36	U.S. Treasury Note	8/27/2021	5/15/2026	1.63	50,000,000	51,890,625	50,749,882	47,214,844
U.S. Treasuries	91282CCJ8	U.S. Treasury Note	7/2/2021	6/30/2026	0.88	50,000,000	49,931,641	49,972,679	46,394,532
U.S. Treasuries	91282CCJ8	U.S. Treasury Note	7/14/2021	6/30/2026	0.88	50,000,000	50,070,313	50,028,288	46,394,532
U.S. Treasuries	91282CCJ8	U.S. Treasury Note	7/22/2021	6/30/2026	0.88	50,000,000	50,345,703	50,139,699	46,394,532
U.S. Treasuries	91282CCJ8	U.S. Treasury Note	7/22/2021	6/30/2026	0.88	50,000,000	50,328,125	50,132,596	46,394,532
U.S. Treasuries	91282CCJ8	U.S. Treasury Note	8/6/2021	6/30/2026	0.88	50,000,000	50,406,250	50,165,543	46,394,532
U.S. Treasuries	91282CCJ8	U.S. Treasury Note	8/10/2021	6/30/2026	0.88	50,000,000	50,240,234	50,098,113	46,394,532
U.S. Treasuries	91282CCJ8	U.S. Treasury Note	9/24/2021	6/30/2026	0.88	50,000,000	49,937,500	49,973,815	46,394,532

Investment Inventory

Pooled Fund

Type of Investment	CUSIP	Issuer Name	Maturity			Par Value	Original Cost	Amortized	
			Settle Date	Date	Coupon			Book Value	Market Value
U.S. Treasuries	91282CCJ8	U.S. Treasury Note	10/14/2021	6/30/2026	0.88	50,000,000	49,593,750	49,827,816	46,394,532
U.S. Treasuries	91282CCJ8	U.S. Treasury Note	1/4/2022	6/30/2026	0.88	50,000,000	49,027,344	49,567,115	46,394,532
U.S. Treasuries	91282CCW9	U.S. Treasury Note	9/28/2021	8/31/2026	0.75	50,000,000	49,449,219	49,757,693	45,980,469
U.S. Treasuries	91282CCZ2	U.S. Treasury Note	10/8/2021	9/30/2026	0.88	50,000,000	49,689,453	49,859,759	46,007,813
U.S. Treasuries	91282CCZ2	U.S. Treasury Note	10/8/2021	9/30/2026	0.88	50,000,000	49,671,875	49,851,820	46,007,813
U.S. Treasuries	91282CCZ2	U.S. Treasury Note	10/19/2021	9/30/2026	0.88	50,000,000	49,318,359	49,690,301	46,007,813
U.S. Treasuries	91282CDK4	U.S. Treasury Note	12/3/2021	11/30/2026	1.25	50,000,000	50,072,266	50,034,963	46,183,594
U.S. Treasuries	91282CDK4	U.S. Treasury Note	12/7/2021	11/30/2026	1.25	50,000,000	50,117,188	50,056,822	46,183,594
U.S. Treasuries	91282CDK4	U.S. Treasury Note	3/29/2022	11/30/2026	1.25	50,000,000	47,078,125	48,490,279	46,183,594
U.S. Treasuries	91282CDQ1	U.S. Treasury Note	3/29/2022	12/31/2026	1.25	50,000,000	47,107,422	48,480,481	46,097,657
U.S. Treasuries	91282CEF4	U.S. Treasury Note	4/6/2022	3/31/2027	2.50	25,000,000	24,757,813	24,866,531	23,707,031
U.S. Treasuries	91282CKV2	U.S. Treasury Note	6/26/2024	6/15/2027	4.63	50,000,000	50,199,219	50,198,300	50,186,550
U.S. Treasuries	91282CEW7	U.S. Treasury Note	3/21/2024	6/30/2027	3.25	50,000,000	48,203,125	48,356,370	48,257,813
U.S. Treasuries	91282CEW7	U.S. Treasury Note	4/3/2024	6/30/2027	3.25	50,000,000	48,113,281	48,255,224	48,257,813
U.S. Treasuries	9128284N7	U.S. Treasury Note	4/9/2024	5/15/2028	2.88	65,000,000	61,082,227	61,034,444	61,450,391
U.S. Treasuries	91282CHK0	U.S. Treasury Note	1/5/2024	6/30/2028	4.00	50,000,000	49,974,609	49,977,369	49,269,532
U.S. Treasuries	91282CHK0	U.S. Treasury Note	1/18/2024	6/30/2028	4.00	50,000,000	49,927,734	49,935,072	49,269,532
U.S. Treasuries	91282CHK0	U.S. Treasury Note	1/18/2024	6/30/2028	4.00	50,000,000	49,904,297	49,914,014	49,269,532
U.S. Treasuries	91282CHK0	U.S. Treasury Note	2/6/2024	6/30/2028	4.00	50,000,000	49,677,734	49,707,031	49,269,532
U.S. Treasuries	91282CHK0	U.S. Treasury Note	2/27/2024	6/30/2028	4.00	50,000,000	49,298,828	49,354,126	49,269,532
U.S. Treasuries	91282CHK0	U.S. Treasury Note	5/13/2024	6/30/2028	4.00	50,000,000	48,939,453	48,973,891	49,269,532
U.S. Treasuries	91282CHX2	U.S. Treasury Note	12/12/2023	8/31/2028	4.38	50,000,000	50,115,234	50,101,732	49,974,610
U.S. Treasuries	9128286B1	U.S. Treasury Note	4/11/2024	2/15/2029	2.63	50,000,000	45,710,938	45,707,106	46,386,719
U.S. Treasuries	91282CKD2	U.S. Treasury Note	4/8/2024	2/28/2029	4.25	50,000,000	49,773,438	49,784,087	49,818,360
Subtotals					1.46	\$ 3,640,000,000	\$ 3,622,472,590	\$ 3,621,939,337	\$ 3,483,519,574

Federal Agencies	313384YV5	Federal Home Loan Bank Discount	10/31/2023	7/1/2024	0.00	\$ 25,000,000	\$ 24,111,264	\$ 25,000,000	\$ 24,989,050
Federal Agencies	313384YV5	Federal Home Loan Bank Discount	10/31/2023	7/1/2024	0.00	25,000,000	24,111,264	25,000,000	24,989,050
Federal Agencies	313384YV5	Federal Home Loan Bank Discount	10/31/2023	7/1/2024	0.00	25,000,000	24,111,264	25,000,000	24,989,050
Federal Agencies	313384YZ6	Federal Home Loan Bank Discount	2/21/2024	7/5/2024	0.00	25,000,000	24,518,125	24,985,722	24,971,000
Federal Agencies	3130ASME6	Federal Home Loan Bank	7/8/2022	7/8/2024	3.00	10,000,000	9,980,600	9,999,814	9,993,630
Federal Agencies	3130ASME6	Federal Home Loan Bank	7/8/2022	7/8/2024	3.00	15,000,000	14,970,900	14,999,721	14,990,445
Federal Agencies	3130ASME6	Federal Home Loan Bank	7/8/2022	7/8/2024	3.00	17,500,000	17,466,050	17,499,675	17,488,853
Federal Agencies	313384ZT9	Federal Home Loan Bank Discount	2/21/2024	7/23/2024	0.00	15,000,000	14,674,238	14,953,158	14,943,300
Federal Agencies	3133EMV25	Federal Farm Credit Bank	8/6/2021	7/23/2024	0.45	50,000,000	50,092,000	50,001,871	49,826,000
Federal Agencies	3133EPBF1	Federal Farm Credit Bank	2/21/2023	8/21/2024	4.88	10,000,000	9,995,700	9,999,599	9,990,200
Federal Agencies	3133EPBF1	Federal Farm Credit Bank	2/21/2023	8/21/2024	4.88	20,000,000	19,992,000	19,999,254	19,980,400
Federal Agencies	3133EPBF1	Federal Farm Credit Bank	2/21/2023	8/21/2024	4.88	25,000,000	24,990,000	24,999,068	24,975,500
Federal Agencies	3133ENJ84	Federal Farm Credit Bank	8/26/2022	8/26/2024	3.38	50,000,000	49,916,500	49,993,603	49,821,500
Federal Agencies	3130ATVD6	Federal Home Loan Bank	11/10/2022	9/13/2024	4.88	50,000,000	50,062,000	50,006,817	49,932,500
Federal Agencies	3133EM5X6	Federal Farm Credit Bank	9/23/2021	9/23/2024	0.43	25,000,000	24,974,750	24,998,065	24,699,500
Federal Agencies	3133EM5X6	Federal Farm Credit Bank	9/23/2021	9/23/2024	0.43	50,000,000	49,949,500	49,996,130	49,399,000
Federal Agencies	3133EM5X6	Federal Farm Credit Bank	9/23/2021	9/23/2024	0.43	50,000,000	49,949,500	49,996,130	49,399,000
Federal Agencies	3133ENP79	Federal Farm Credit Bank	9/26/2022	9/26/2024	4.25	50,000,000	49,996,000	49,999,524	49,853,500
Federal Agencies	3130ATT31	Federal Home Loan Bank	11/1/2022	10/3/2024	4.50	50,000,000	49,860,500	49,981,321	49,878,350
Federal Agencies	3135GAFY2	Fannie Mae	4/3/2023	10/3/2024	5.32	25,000,000	25,000,000	25,000,000	24,965,750
Federal Agencies	3135GAFY2	Fannie Mae	4/3/2023	10/3/2024	5.32	25,000,000	25,000,000	25,000,000	24,965,750
Federal Agencies	3135GAFY2	Fannie Mae	4/3/2023	10/3/2024	5.32	50,000,000	50,000,000	50,000,000	49,931,500
Federal Agencies	313384K32	Federal Home Loan Bank Discount	3/26/2024	10/11/2024	0.00	25,000,000	24,306,264	24,644,417	24,620,250
Federal Agencies	3133EPHD0	Federal Farm Credit Bank	4/28/2023	10/28/2024	4.50	20,000,000	19,968,400	19,993,150	19,932,000

Investment Inventory

Pooled Fund

Type of Investment	CUSIP	Issuer Name	Maturity			Par Value	Original Cost	Amortized	
			Settle Date	Date	Coupon			Book Value	Market Value
Federal Agencies	3133EPHD0	Federal Farm Credit Bank	4/28/2023	10/28/2024	4.50	25,000,000	24,959,000	24,991,113	24,915,000
Federal Agencies	3133ENEJ5	Federal Farm Credit Bank	11/18/2021	11/18/2024	0.88	10,000,000	9,988,500	9,988,531	9,830,190
Federal Agencies	3133ENEJ5	Federal Farm Credit Bank	11/18/2021	11/18/2024	0.88	10,000,000	9,988,500	9,998,531	9,830,190
Federal Agencies	3133ENEJ5	Federal Farm Credit Bank	11/18/2021	11/18/2024	0.88	50,000,000	49,942,500	49,992,655	49,150,950
Federal Agencies	3133ENZ94	Federal Farm Credit Bank	11/18/2022	11/18/2024	4.50	25,000,000	24,973,500	24,994,925	24,897,500
Federal Agencies	3133ELCP7	Federal Farm Credit Bank	12/3/2019	12/3/2024	1.63	25,000,000	24,960,000	24,996,606	24,590,500
Federal Agencies	3133ENGQ7	Federal Farm Credit Bank	12/9/2021	12/9/2024	0.92	50,000,000	49,985,000	49,997,797	48,998,000
Federal Agencies	3133ENGQ7	Federal Farm Credit Bank	12/9/2021	12/9/2024	0.92	50,000,000	49,963,000	49,994,565	48,998,000
Federal Agencies	3133EN4N7	Federal Farm Credit Bank	12/20/2022	12/20/2024	4.25	10,000,000	9,982,900	9,995,976	9,940,200
Federal Agencies	3133EN4N7	Federal Farm Credit Bank	12/20/2022	12/20/2024	4.25	25,000,000	24,954,500	24,989,294	24,850,500
Federal Agencies	3133EN4N7	Federal Farm Credit Bank	12/20/2022	12/20/2024	4.25	25,000,000	24,954,500	24,989,294	24,850,500
Federal Agencies	3135GAG39	Fannie Mae	3/30/2023	12/30/2024	5.38	25,000,000	25,000,000	25,000,000	25,012,250
Federal Agencies	3135GAG39	Fannie Mae	3/30/2023	12/30/2024	5.38	25,000,000	25,000,000	25,000,000	25,012,250
Federal Agencies	3135GAG39	Fannie Mae	3/30/2023	12/30/2024	5.38	25,000,000	25,000,000	25,000,000	25,012,250
Federal Agencies	3135GAG39	Fannie Mae	3/30/2023	12/30/2024	5.38	25,000,000	25,000,000	25,000,000	25,012,250
Federal Agencies	3133ENKS8	Federal Farm Credit Bank	1/11/2022	1/6/2025	1.13	20,000,000	19,955,000	19,992,204	19,571,400
Federal Agencies	3133ENKS8	Federal Farm Credit Bank	1/11/2022	1/6/2025	1.13	25,000,000	24,943,750	24,990,255	24,464,250
Federal Agencies	3133ENKS8	Federal Farm Credit Bank	1/11/2022	1/6/2025	1.13	25,000,000	24,943,750	24,990,255	24,464,250
Federal Agencies	3135G0X24	Fannie Mae	4/21/2021	1/7/2025	1.63	39,060,000	40,632,556	39,280,181	38,332,312
Federal Agencies	3133ENZ37	Federal Farm Credit Bank	11/10/2022	1/10/2025	4.88	10,000,000	9,999,400	9,999,854	9,978,420
Federal Agencies	3133ENZ37	Federal Farm Credit Bank	11/10/2022	1/10/2025	4.88	20,000,000	19,998,800	19,999,708	19,956,840
Federal Agencies	3133ENZ37	Federal Farm Credit Bank	11/10/2022	1/10/2025	4.88	20,000,000	19,999,580	19,999,898	19,956,840
Federal Agencies	3130B0MZ9	Federal Home Loan Bank	3/27/2024	1/27/2025	5.10	115,000,000	115,000,000	115,000,000	114,879,250
Federal Agencies	3133EPAG0	Federal Farm Credit Bank	2/10/2023	2/10/2025	4.25	10,000,000	9,947,200	9,983,821	9,938,900
Federal Agencies	3133EPAG0	Federal Farm Credit Bank	2/10/2023	2/10/2025	4.25	29,875,000	29,716,065	29,826,298	29,692,464
Federal Agencies	3137EAEP0	Freddie Mac	2/14/2020	2/12/2025	1.50	5,000,000	4,996,150	4,999,523	4,884,700
Federal Agencies	3137EAEP0	Freddie Mac	2/14/2020	2/12/2025	1.50	5,000,000	4,996,150	4,999,523	4,884,700
Federal Agencies	3137EAEP0	Freddie Mac	2/14/2020	2/12/2025	1.50	5,000,000	4,996,150	4,999,523	4,884,700
Federal Agencies	3137EAEP0	Freddie Mac	2/14/2020	2/12/2025	1.50	15,000,000	14,988,450	14,998,570	14,654,100
Federal Agencies	3137EAEP0	Freddie Mac	2/14/2020	2/12/2025	1.50	50,000,000	49,961,500	49,995,232	48,847,000
Federal Agencies	3137EAEP0	Freddie Mac	4/21/2021	2/12/2025	1.50	53,532,000	55,450,052	53,843,184	52,297,552
Federal Agencies	3130AUVZ4	Federal Home Loan Bank	2/13/2023	2/13/2025	4.50	50,000,000	49,921,500	49,975,623	49,789,000
Federal Agencies	3130AV7L0	Federal Home Loan Bank	3/3/2023	2/28/2025	5.00	25,000,000	24,967,000	24,989,030	24,953,000
Federal Agencies	3130AV7L0	Federal Home Loan Bank	3/3/2023	2/28/2025	5.00	35,000,000	34,953,800	34,984,642	34,934,200
Federal Agencies	3133ELQY3	Federal Farm Credit Bank	3/23/2020	3/3/2025	1.21	16,000,000	15,990,720	15,998,741	15,578,400
Federal Agencies	3133ELQY3	Federal Farm Credit Bank	3/23/2020	3/3/2025	1.21	24,000,000	23,964,240	23,995,149	23,367,600
Federal Agencies	3133EMWT5	Federal Farm Credit Bank	4/21/2021	4/21/2025	0.60	50,000,000	49,973,500	49,994,667	48,189,500
Federal Agencies	3135G03U5	Fannie Mae	12/8/2021	4/22/2025	0.63	37,938,000	37,367,792	37,801,354	36,576,785
Federal Agencies	3135G03U5	Fannie Mae	7/12/2021	4/22/2025	0.63	50,000,000	50,108,000	50,023,087	48,206,000
Federal Agencies	3135G03U5	Fannie Mae	12/8/2021	4/22/2025	0.63	50,000,000	49,243,950	49,818,818	48,206,000
Federal Agencies	3133ENXE5	Federal Farm Credit Bank	5/23/2022	5/23/2025	2.85	6,000,000	5,991,600	5,997,501	5,878,440
Federal Agencies	3133ENXE5	Federal Farm Credit Bank	5/23/2022	5/23/2025	2.85	20,000,000	19,972,000	19,991,672	19,594,800
Federal Agencies	3130AWER7	Federal Home Loan Bank	6/12/2023	6/6/2025	4.63	10,000,000	9,991,700	9,996,108	9,953,000
Federal Agencies	3130AWER7	Federal Home Loan Bank	6/12/2023	6/6/2025	4.63	15,000,000	14,987,550	14,994,161	14,929,500
Federal Agencies	3130AWER7	Federal Home Loan Bank	6/12/2023	6/6/2025	4.63	25,000,000	24,979,250	24,990,269	24,882,500
Federal Agencies	3130AWER7	Federal Home Loan Bank	6/12/2023	6/6/2025	4.63	52,000,000	51,956,840	51,979,759	51,755,600
Federal Agencies	3130ASG86	Federal Home Loan Bank	8/4/2022	6/13/2025	3.38	11,940,000	12,000,178	11,960,002	11,737,975
Federal Agencies	3130ASG86	Federal Home Loan Bank	8/3/2022	6/13/2025	3.38	12,700,000	12,806,045	12,735,213	12,485,116
Federal Agencies	3130ATST5	Federal Home Loan Bank	5/10/2023	6/13/2025	4.38	3,000,000	3,012,270	3,005,566	2,978,622
Federal Agencies	3130ATST5	Federal Home Loan Bank	5/8/2023	6/13/2025	4.38	9,915,000	9,975,878	9,942,542	9,844,346

Investment Inventory

Pooled Fund

Type of Investment	CUSIP	Issuer Name	Maturity			Par Value	Original Cost	Amortized	
			Settle Date	Date	Coupon			Book Value	Market Value
Federal Agencies	3130ATST5	Federal Home Loan Bank	5/8/2023	6/13/2025	4.38	10,000,000	10,065,000	10,029,407	9,928,740
Federal Agencies	3130ATST5	Federal Home Loan Bank	5/11/2023	6/13/2025	4.38	10,000,000	10,036,000	10,016,351	9,928,740
Federal Agencies	3130ATST5	Federal Home Loan Bank	5/17/2023	6/13/2025	4.38	24,000,000	24,079,440	24,036,366	23,828,976
Federal Agencies	3130ATST5	Federal Home Loan Bank	5/9/2023	6/13/2025	4.38	25,500,000	25,624,695	25,556,487	25,318,287
Federal Agencies	3130AWLY4	Federal Home Loan Bank	7/25/2023	6/13/2025	5.13	10,800,000	10,818,036	10,809,083	10,795,248
Federal Agencies	3130AWLY4	Federal Home Loan Bank	7/25/2023	6/13/2025	5.13	48,150,000	48,241,967	48,196,317	48,128,814
Federal Agencies	3133EN4B3	Federal Farm Credit Bank	12/13/2022	6/13/2025	4.25	15,000,000	14,988,383	14,995,585	14,872,950
Federal Agencies	3133EN4B3	Federal Farm Credit Bank	12/13/2022	6/13/2025	4.25	15,000,000	14,989,800	14,996,123	14,872,950
Federal Agencies	3133EN4B3	Federal Farm Credit Bank	12/13/2022	6/13/2025	4.25	15,000,000	14,989,050	14,995,838	14,872,950
Federal Agencies	3133ENYQ7	Federal Farm Credit Bank	6/13/2022	6/13/2025	2.95	50,000,000	49,975,500	49,992,243	48,973,500
Federal Agencies	3135G04Z3	Fannie Mae	12/8/2021	6/17/2025	0.50	4,655,000	4,556,640	4,628,175	4,453,066
Federal Agencies	3135G04Z3	Fannie Mae	12/8/2021	6/17/2025	0.50	10,000,000	9,789,600	9,942,618	9,566,200
Federal Agencies	3130AN4A5	Federal Home Loan Bank	7/12/2021	6/30/2025	0.70	17,680,000	17,734,631	17,693,724	16,965,905
Federal Agencies	3133EPKA2	Federal Farm Credit Bank	5/18/2023	8/18/2025	4.00	25,000,000	24,982,000	24,990,967	24,713,250
Federal Agencies	3133EPKA2	Federal Farm Credit Bank	5/18/2023	8/18/2025	4.00	26,500,000	26,483,835	26,491,888	26,196,045
Federal Agencies	3133EPKA2	Federal Farm Credit Bank	5/18/2023	8/18/2025	4.00	30,000,000	29,981,700	29,990,817	29,655,900
Federal Agencies	3135G05X7	Fannie Mae	3/4/2021	8/25/2025	0.38	25,000,000	24,684,250	24,918,890	23,698,250
Federal Agencies	3135G05X7	Fannie Mae	2/25/2021	8/25/2025	0.38	72,500,000	71,862,000	72,336,809	68,724,925
Federal Agencies	3130B0AD1	Federal Home Loan Bank	3/4/2024	9/4/2025	5.50	25,000,000	25,000,000	25,000,000	24,978,250
Federal Agencies	3130B0AD1	Federal Home Loan Bank	3/4/2024	9/4/2025	5.50	25,000,000	25,000,000	25,000,000	24,978,250
Federal Agencies	3130B0AD1	Federal Home Loan Bank	3/4/2024	9/4/2025	5.50	25,000,000	25,000,000	25,000,000	24,978,250
Federal Agencies	3130B0AD1	Federal Home Loan Bank	3/4/2024	9/4/2025	5.50	25,000,000	25,000,000	25,000,000	24,978,250
Federal Agencies	3130A8ZQ9	Federal Home Loan Bank	11/2/2021	9/12/2025	1.75	10,295,000	10,575,333	10,382,082	9,927,674
Federal Agencies	3133EPVY8	Federal Farm Credit Bank	9/15/2023	9/15/2025	5.00	8,230,000	8,224,074	8,226,425	8,216,832
Federal Agencies	3133EPVY8	Federal Farm Credit Bank	9/15/2023	9/15/2025	5.00	15,000,000	14,981,850	14,989,050	14,976,000
Federal Agencies	3133EPVY8	Federal Farm Credit Bank	9/15/2023	9/15/2025	5.00	20,000,000	19,975,800	19,985,401	19,968,000
Federal Agencies	3137EAEX3	Freddie Mac	3/4/2021	9/23/2025	0.38	22,600,000	22,295,352	22,517,796	21,357,226
Federal Agencies	3133EPDL6	Federal Farm Credit Bank	3/15/2023	10/1/2025	4.85	50,000,000	50,000,000	50,000,000	49,920,000
Federal Agencies	3133EPYW9	Federal Farm Credit Bank	10/20/2023	10/20/2025	5.13	24,000,000	23,923,440	23,950,147	24,045,120
Federal Agencies	3133EPYW9	Federal Farm Credit Bank	10/20/2023	10/20/2025	5.13	25,000,000	24,985,500	24,990,558	25,047,000
Federal Agencies	3133EPYW9	Federal Farm Credit Bank	10/20/2023	10/20/2025	5.13	35,000,000	34,972,350	34,981,995	35,065,800
Federal Agencies	3133EPYW9	Federal Farm Credit Bank	10/20/2023	10/20/2025	5.13	50,000,000	49,972,000	49,981,767	50,094,000
Federal Agencies	3133ENEG1	Federal Farm Credit Bank	11/17/2021	11/17/2025	1.05	39,675,000	39,622,232	39,656,797	37,636,895
Federal Agencies	3133ENEG1	Federal Farm Credit Bank	11/17/2021	11/17/2025	1.05	55,000,000	54,923,000	54,973,437	52,174,650
Federal Agencies	3133ENHM5	Federal Farm Credit Bank	12/16/2021	12/16/2025	1.17	45,000,000	44,954,100	44,983,255	42,634,800
Federal Agencies	3133ENHM5	Federal Farm Credit Bank	12/16/2021	12/16/2025	1.17	50,000,000	49,949,000	49,981,394	47,372,000
Federal Agencies	3133EN5E6	Federal Farm Credit Bank	12/29/2022	12/29/2025	4.00	15,000,000	14,954,700	14,977,433	14,793,150
Federal Agencies	3133EN5E6	Federal Farm Credit Bank	12/29/2022	12/29/2025	4.00	20,000,000	19,939,600	19,969,910	19,724,200
Federal Agencies	3133EN5E6	Federal Farm Credit Bank	12/29/2022	12/29/2025	4.00	25,000,000	24,923,750	24,962,014	24,655,250
Federal Agencies	3133EN6A3	Federal Farm Credit Bank	1/13/2023	1/13/2026	4.00	20,000,000	19,982,400	19,990,991	19,717,600
Federal Agencies	3133EN6A3	Federal Farm Credit Bank	1/13/2023	1/13/2026	4.00	30,000,000	29,977,200	29,988,330	29,576,400
Federal Agencies	3130AUTC8	Federal Home Loan Bank	2/9/2023	2/6/2026	4.01	21,100,000	20,985,427	21,038,678	20,835,828
Federal Agencies	3133EPJX4	Federal Farm Credit Bank	5/17/2023	2/17/2026	3.63	25,000,000	24,928,500	24,957,682	24,508,750
Federal Agencies	3133EPJX4	Federal Farm Credit Bank	5/17/2023	2/17/2026	3.63	30,000,000	29,905,500	29,944,070	29,410,500
Federal Agencies	3133EPBJ3	Federal Farm Credit Bank	2/23/2023	2/23/2026	4.38	25,000,000	24,953,500	24,974,459	24,798,750
Federal Agencies	3133EPBJ3	Federal Farm Credit Bank	2/23/2023	2/23/2026	4.38	28,000,000	27,954,080	27,974,778	27,774,600
Federal Agencies	3133EPBJ3	Federal Farm Credit Bank	2/23/2023	2/23/2026	4.38	50,000,000	49,918,000	49,954,960	49,597,500
Federal Agencies	3133ENJ35	Federal Farm Credit Bank	8/25/2022	2/25/2026	3.32	35,000,000	34,957,650	34,980,016	34,157,130
Federal Agencies	3130AXB31	Federal Home Loan Bank	11/2/2023	3/13/2026	4.88	10,000,000	9,953,900	9,966,842	10,010,300
Federal Agencies	3130AXB31	Federal Home Loan Bank	11/2/2023	3/13/2026	4.88	10,000,000	9,950,700	9,964,541	10,010,300

Investment Inventory

Pooled Fund

Type of Investment	CUSIP	Issuer Name	Settle Date	Maturity		Par Value	Original Cost	Amortized	
				Date	Coupon			Book Value	Market Value
Federal Agencies	3130AXB31	Federal Home Loan Bank	11/2/2023	3/13/2026	4.88	10,000,000	9,950,700	9,964,541	10,010,300
Federal Agencies	3130AXB31	Federal Home Loan Bank	4/5/2024	3/13/2026	4.88	25,000,000	25,053,750	25,047,136	25,025,750
Federal Agencies	3130AXB31	Federal Home Loan Bank	4/2/2024	3/13/2026	4.88	36,730,000	36,803,460	36,794,148	36,767,832
Federal Agencies	3133EP5K7	Federal Farm Credit Bank	4/2/2024	3/13/2026	4.50	50,000,000	49,758,000	49,788,676	49,724,500
Federal Agencies	3133EMZ21	Federal Farm Credit Bank	8/9/2021	4/6/2026	0.69	15,500,000	15,458,150	15,484,156	14,420,580
Federal Agencies	3133ENUD0	Federal Farm Credit Bank	4/8/2022	4/8/2026	2.64	20,000,000	19,961,200	19,982,844	19,260,200
Federal Agencies	3133ENUD0	Federal Farm Credit Bank	4/8/2022	4/8/2026	2.64	30,000,000	29,941,800	29,974,266	28,890,300
Federal Agencies	3130AVWS7	Federal Home Loan Bank	5/10/2023	6/12/2026	3.75	17,045,000	16,991,479	17,011,294	16,725,406
Federal Agencies	3130AVWS7	Federal Home Loan Bank	5/17/2023	6/12/2026	3.75	20,000,000	19,939,200	19,961,472	19,625,000
Federal Agencies	3130AWAH3	Federal Home Loan Bank	6/1/2023	6/12/2026	4.00	10,000,000	9,934,300	9,957,802	9,858,800
Federal Agencies	3130AWAH3	Federal Home Loan Bank	6/1/2023	6/12/2026	4.00	15,000,000	14,899,350	14,935,355	14,788,200
Federal Agencies	3130AWLZ1	Federal Home Loan Bank	7/10/2023	6/12/2026	4.75	50,000,000	49,856,000	49,904,135	49,923,000
Federal Agencies	3130B1BT3	Federal Home Loan Bank	6/18/2024	6/12/2026	4.88	13,485,000	13,505,093	13,504,732	13,506,306
Federal Agencies	3133ERHD6	Federal Farm Credit Bank	6/18/2024	6/12/2026	4.88	20,000,000	20,030,400	20,029,854	20,036,000
Federal Agencies	3133ERHD6	Federal Farm Credit Bank	6/18/2024	6/12/2026	4.88	32,000,000	32,051,200	32,051,281	32,057,600
Federal Agencies	3133EPMU6	Federal Farm Credit Bank	6/15/2023	6/15/2026	4.25	20,000,000	19,969,200	19,979,935	19,795,000
Federal Agencies	3133EPMU6	Federal Farm Credit Bank	6/15/2023	6/15/2026	4.25	24,700,000	24,640,226	24,661,060	24,446,825
Federal Agencies	3133EPMU6	Federal Farm Credit Bank	6/15/2023	6/15/2026	4.25	30,000,000	29,951,400	29,968,339	29,692,500
Federal Agencies	3133EPNG6	Federal Farm Credit Bank	6/23/2023	6/23/2026	4.38	25,000,000	24,986,750	24,991,271	24,826,000
Federal Agencies	3133EPNG6	Federal Farm Credit Bank	6/23/2023	6/23/2026	4.38	25,000,000	24,986,750	24,991,271	24,826,000
Federal Agencies	3133EPNG6	Federal Farm Credit Bank	6/23/2023	6/23/2026	4.38	50,000,000	49,973,500	49,982,543	49,652,000
Federal Agencies	3133EPVP7	Federal Farm Credit Bank	9/8/2023	7/8/2026	4.75	10,000,000	9,991,700	9,994,084	9,986,900
Federal Agencies	3133EPVP7	Federal Farm Credit Bank	9/8/2023	7/8/2026	4.75	19,000,000	18,984,800	18,989,166	18,975,110
Federal Agencies	3133EPVP7	Federal Farm Credit Bank	9/8/2023	7/8/2026	4.75	21,000,000	20,982,780	20,987,726	20,972,490
Federal Agencies	3130ANNM8	Federal Home Loan Bank	8/19/2021	7/13/2026	1.05	25,000,000	25,000,000	25,000,000	23,164,750
Federal Agencies	3130ANNM8	Federal Home Loan Bank	8/19/2021	7/13/2026	1.05	25,000,000	25,000,000	25,000,000	23,164,750
Federal Agencies	3130ANNM8	Federal Home Loan Bank	8/19/2021	7/13/2026	1.05	25,000,000	25,000,000	25,000,000	23,164,750
Federal Agencies	3130ANNM8	Federal Home Loan Bank	8/19/2021	7/13/2026	1.05	25,000,000	25,000,000	25,000,000	23,164,750
Federal Agencies	3130ANMP2	Federal Home Loan Bank	8/20/2021	7/27/2026	1.07	25,000,000	25,000,000	25,000,000	23,142,000
Federal Agencies	3130ANMP2	Federal Home Loan Bank	8/20/2021	7/27/2026	1.07	25,000,000	25,000,000	25,000,000	23,142,000
Federal Agencies	3130ANMP2	Federal Home Loan Bank	8/20/2021	7/27/2026	1.07	25,000,000	25,000,000	25,000,000	23,142,000
Federal Agencies	3130ANMP2	Federal Home Loan Bank	8/20/2021	7/27/2026	1.07	25,000,000	25,000,000	25,000,000	23,142,000
Federal Agencies	3133EPZY4	Federal Farm Credit Bank	10/30/2023	7/30/2026	5.00	3,000,000	2,991,930	2,993,899	3,012,930
Federal Agencies	3133EPZY4	Federal Farm Credit Bank	10/30/2023	7/30/2026	5.00	9,615,000	9,589,136	9,595,447	9,656,441
Federal Agencies	3133EPZY4	Federal Farm Credit Bank	10/30/2023	7/30/2026	5.00	16,000,000	15,956,960	15,967,463	16,068,960
Federal Agencies	3133EPZY4	Federal Farm Credit Bank	10/30/2023	7/30/2026	5.00	25,000,000	24,936,750	24,952,185	25,107,750
Federal Agencies	3130ANTG5	Federal Home Loan Bank	9/13/2021	8/10/2026	1.05	25,000,000	25,000,000	25,000,000	23,122,250
Federal Agencies	3130ANTG5	Federal Home Loan Bank	9/13/2021	8/10/2026	1.05	25,000,000	25,000,000	25,000,000	23,122,250
Federal Agencies	3130ANTG5	Federal Home Loan Bank	9/13/2021	8/10/2026	1.05	25,000,000	25,000,000	25,000,000	23,122,250
Federal Agencies	3130ANTG5	Federal Home Loan Bank	9/13/2021	8/10/2026	1.05	25,000,000	25,000,000	25,000,000	23,122,250
Federal Agencies	3133EPSW6	Federal Farm Credit Bank	8/14/2023	8/14/2026	4.50	50,000,000	49,885,000	49,918,786	49,758,500
Federal Agencies	3130AP6T7	Federal Home Loan Bank	10/1/2021	9/3/2026	1.08	25,000,000	25,000,000	25,000,000	23,079,250
Federal Agencies	3130AP6T7	Federal Home Loan Bank	10/1/2021	9/3/2026	1.08	25,000,000	25,000,000	25,000,000	23,079,250
Federal Agencies	3130AP6T7	Federal Home Loan Bank	10/1/2021	9/3/2026	1.08	25,000,000	25,000,000	25,000,000	23,079,250
Federal Agencies	3130AP6T7	Federal Home Loan Bank	10/1/2021	9/3/2026	1.08	25,000,000	25,000,000	25,000,000	23,079,250
Federal Agencies	3133EM4X7	Federal Farm Credit Bank	12/12/2023	9/10/2026	0.80	28,975,000	26,174,277	26,738,330	26,631,502
Federal Agencies	3130AXCP1	Federal Home Loan Bank	10/18/2023	9/11/2026	4.88	11,895,000	11,821,965	11,839,689	11,927,117
Federal Agencies	3130APPR0	Federal Home Loan Bank	11/18/2021	10/19/2026	1.43	25,000,000	25,000,000	25,000,000	23,144,250
Federal Agencies	3130APPR0	Federal Home Loan Bank	11/18/2021	10/19/2026	1.43	25,000,000	25,000,000	25,000,000	23,144,250
Federal Agencies	3130APPR0	Federal Home Loan Bank	11/18/2021	10/19/2026	1.43	25,000,000	25,000,000	25,000,000	23,144,250

Investment Inventory

Pooled Fund

Type of Investment	CUSIP	Issuer Name	Maturity		Coupon	Par Value	Original Cost	Amortized	
			Settle Date	Date				Book Value	Market Value
Federal Agencies	3130APPR0	Federal Home Loan Bank	11/18/2021	10/19/2026	1.43	25,000,000	25,000,000	25,000,000	23,144,250
Federal Agencies	3133EPZA6	Federal Farm Credit Bank	10/20/2023	10/20/2026	4.88	14,000,000	13,924,940	13,927,057	14,052,220
Federal Agencies	3133EPZA6	Federal Farm Credit Bank	10/20/2023	10/20/2026	4.88	30,000,000	29,834,100	29,872,699	30,111,900
Federal Agencies	3134GYRY0	Freddie Mac	5/9/2023	11/2/2026	5.29	25,000,000	25,000,000	25,000,000	24,874,500
Federal Agencies	3134GYRY0	Freddie Mac	5/9/2023	11/2/2026	5.29	25,000,000	25,000,000	25,000,000	24,874,500
Federal Agencies	3134GYRY0	Freddie Mac	5/9/2023	11/2/2026	5.29	25,000,000	25,000,000	25,000,000	24,874,500
Federal Agencies	3134GYRY0	Freddie Mac	5/9/2023	11/2/2026	5.29	25,000,000	25,000,000	25,000,000	24,874,500
Federal Agencies	3130AQ7L1	Federal Home Loan Bank	12/16/2021	11/16/2026	1.61	25,000,000	25,000,000	25,000,000	23,180,750
Federal Agencies	3130AQ7L1	Federal Home Loan Bank	12/16/2021	11/16/2026	1.61	25,000,000	25,000,000	25,000,000	23,180,750
Federal Agencies	3130AQ7L1	Federal Home Loan Bank	12/16/2021	11/16/2026	1.61	25,000,000	25,000,000	25,000,000	23,180,750
Federal Agencies	3130AQ7L1	Federal Home Loan Bank	12/16/2021	11/16/2026	1.61	25,000,000	25,000,000	25,000,000	23,180,750
Federal Agencies	3130AXU63	Federal Home Loan Bank	11/17/2023	11/17/2026	4.63	50,000,000	49,911,500	49,929,830	49,954,500
Federal Agencies	3130AQJ95	Federal Home Loan Bank	1/14/2022	12/14/2026	1.65	25,000,000	25,000,000	25,000,000	23,194,750
Federal Agencies	3130AQJ95	Federal Home Loan Bank	1/14/2022	12/14/2026	1.65	25,000,000	25,000,000	25,000,000	23,194,750
Federal Agencies	3130AQJ95	Federal Home Loan Bank	1/14/2022	12/14/2026	1.65	25,000,000	25,000,000	25,000,000	23,194,750
Federal Agencies	3130AQJ95	Federal Home Loan Bank	1/14/2022	12/14/2026	1.65	25,000,000	25,000,000	25,000,000	23,194,750
Federal Agencies	3130AYPN0	Federal Home Loan Bank	1/29/2024	1/15/2027	4.13	12,000,000	11,973,000	11,976,843	11,863,080
Federal Agencies	3130AYPN0	Federal Home Loan Bank	1/29/2024	1/15/2027	4.13	25,000,000	24,943,750	24,951,756	24,714,750
Federal Agencies	3130AYPN0	Federal Home Loan Bank	1/29/2024	1/15/2027	4.13	29,350,000	29,283,963	29,293,362	29,015,117
Federal Agencies	3130AYPN0	Federal Home Loan Bank	1/29/2024	1/15/2027	4.13	50,000,000	49,887,500	49,903,512	49,429,500
Federal Agencies	3133EPX91	Federal Farm Credit Bank	1/25/2024	1/25/2027	4.13	5,000,000	4,992,850	4,993,881	4,946,300
Federal Agencies	3133EPX91	Federal Farm Credit Bank	1/25/2024	1/25/2027	4.13	10,000,000	9,986,600	9,988,532	9,892,600
Federal Agencies	3133EPX91	Federal Farm Credit Bank	1/25/2024	1/25/2027	4.13	25,000,000	24,968,500	24,973,041	24,731,500
Federal Agencies	3133EPX91	Federal Farm Credit Bank	1/25/2024	1/25/2027	4.13	35,000,000	34,955,900	34,962,257	34,624,100
Federal Agencies	3133EPX91	Federal Farm Credit Bank	1/25/2024	1/25/2027	4.13	50,000,000	49,933,000	49,942,659	49,463,000
Federal Agencies	3130ARB59	Federal Home Loan Bank	3/22/2022	3/8/2027	2.35	25,000,000	25,000,000	25,000,000	23,533,250
Federal Agencies	3130ARB59	Federal Home Loan Bank	3/22/2022	3/8/2027	2.35	25,000,000	25,000,000	25,000,000	23,533,250
Federal Agencies	3130ARB59	Federal Home Loan Bank	3/22/2022	3/8/2027	2.35	25,000,000	25,000,000	25,000,000	23,533,250
Federal Agencies	3130ARB59	Federal Home Loan Bank	3/22/2022	3/8/2027	2.35	25,000,000	25,000,000	25,000,000	23,533,250
Federal Agencies	3133ENRD4	Federal Farm Credit Bank	3/16/2022	3/10/2027	1.68	48,573,000	47,432,020	47,957,372	44,983,941
Federal Agencies	3133EP6K6	Federal Farm Credit Bank	4/2/2024	3/26/2027	4.50	50,000,000	49,910,000	49,917,445	49,907,000
Federal Agencies	3133ENTS9	Federal Farm Credit Bank	4/6/2022	4/5/2027	2.60	22,500,000	22,392,338	22,440,535	21,336,075
Federal Agencies	3133ENTS9	Federal Farm Credit Bank	4/6/2022	4/5/2027	2.60	24,500,000	24,377,010	24,432,069	23,232,615
Federal Agencies	3133ENTS9	Federal Farm Credit Bank	4/6/2022	4/5/2027	2.60	25,000,000	24,804,000	24,891,744	23,706,750
Federal Agencies	3130B0TY5	Federal Home Loan Bank	4/11/2024	4/9/2027	4.75	17,000,000	16,955,120	16,958,446	17,099,280
Federal Agencies	3130B0TY5	Federal Home Loan Bank	4/11/2024	4/9/2027	4.75	20,000,000	19,947,200	19,951,113	20,116,800
Federal Agencies	3130B0TY5	Federal Home Loan Bank	4/11/2024	4/9/2027	4.75	40,000,000	39,894,400	39,902,226	40,233,600
Federal Agencies	3130B0TY5	Federal Home Loan Bank	4/11/2024	4/9/2027	4.75	48,000,000	47,873,280	47,882,671	48,280,320
Federal Agencies	3133ERDS7	Federal Farm Credit Bank	5/13/2024	5/6/2027	4.75	12,727,000	12,740,236	12,739,640	12,797,622
Federal Agencies	3133EN2L3	Federal Farm Credit Bank	11/17/2022	5/17/2027	4.13	4,650,000	4,646,792	4,647,948	4,593,549
Federal Agencies	3133EN2L3	Federal Farm Credit Bank	11/17/2022	5/17/2027	4.13	5,000,000	4,996,550	4,997,794	4,939,300
Federal Agencies	3133EN2L3	Federal Farm Credit Bank	11/17/2022	5/17/2027	4.13	21,000,000	20,987,001	20,991,688	20,745,060
Federal Agencies	3133EN2L3	Federal Farm Credit Bank	11/17/2022	5/17/2027	4.13	25,000,000	24,982,750	24,988,969	24,696,500
Federal Agencies	3133EPP66	Federal Farm Credit Bank	12/20/2023	5/20/2027	4.00	31,000,000	30,905,760	30,920,421	30,519,810
Federal Agencies	3133EPP66	Federal Farm Credit Bank	12/20/2023	5/20/2027	4.00	58,850,000	58,662,269	58,691,475	57,938,414
Federal Agencies	3130ASGU7	Federal Home Loan Bank	7/19/2022	6/11/2027	3.50	10,000,000	10,141,500	10,085,074	9,695,100
Federal Agencies	3130ASGU7	Federal Home Loan Bank	7/19/2022	6/11/2027	3.50	12,375,000	12,552,829	12,481,916	11,997,686
Federal Agencies	3130ASGU7	Federal Home Loan Bank	7/20/2022	6/11/2027	3.50	21,725,000	22,016,550	21,900,387	21,062,605
Federal Agencies	3130AX4E5	Federal Home Loan Bank	5/13/2024	6/11/2027	4.50	11,000,000	10,937,190	10,939,928	10,994,192
Federal Agencies	3133EPMV4	Federal Farm Credit Bank	6/15/2023	6/15/2027	4.13	28,940,000	28,911,928	28,919,268	28,588,668

Investment Inventory

Pooled Fund

Type of Investment	CUSIP	Issuer Name	Maturity		Coupon	Par Value	Original Cost	Amortized	
			Settle Date	Date				Book Value	Market Value
Federal Agencies	3133ENZK9	Federal Farm Credit Bank	7/7/2022	6/28/2027	3.24	27,865,000	28,099,066	28,005,671	26,842,355
Federal Agencies	3133ERJZ5	Federal Farm Credit Bank	6/28/2024	6/28/2027	4.50	30,000,000	29,985,840	29,985,879	29,980,380
Federal Agencies	3133EPBM6	Federal Farm Credit Bank	2/23/2023	8/23/2027	4.13	10,000,000	9,974,000	9,981,822	9,878,400
Federal Agencies	3133EPC60	Federal Farm Credit Bank	11/15/2023	11/15/2027	4.63	27,950,000	27,834,008	27,852,188	27,975,714
Federal Agencies	3133EPC60	Federal Farm Credit Bank	11/15/2023	11/15/2027	4.63	33,300,000	33,161,472	33,183,185	33,330,636
Federal Agencies	3134H1NT6	Freddie Mac	1/10/2024	1/10/2028	5.41	25,000,000	25,000,000	25,000,000	25,011,500
Federal Agencies	3134H1NT6	Freddie Mac	1/10/2024	1/10/2028	5.41	25,000,000	25,000,000	25,000,000	25,011,500
Federal Agencies	3134H1NT6	Freddie Mac	1/10/2024	1/10/2028	5.41	65,000,000	65,000,000	65,000,000	65,029,900
Federal Agencies	3135GANG2	Fannie Mae	2/14/2024	2/18/2028	5.13	25,000,000	25,000,000	25,000,000	24,809,000
Federal Agencies	3135GANG2	Fannie Mae	2/14/2024	2/18/2028	5.13	25,000,000	25,000,000	25,000,000	24,809,000
Federal Agencies	3135GANG2	Fannie Mae	2/14/2024	2/18/2028	5.13	50,000,000	50,000,000	50,000,000	49,618,000
Federal Agencies	3133EP5S0	Federal Farm Credit Bank	4/9/2024	3/20/2028	4.25	4,971,000	4,916,667	4,919,796	4,938,291
Federal Agencies	3133ERGL9	Federal Farm Credit Bank	6/26/2024	6/7/2028	4.50	14,934,000	14,962,076	14,961,979	14,991,108
Federal Agencies	3133ERGL9	Federal Farm Credit Bank	6/7/2024	6/7/2028	4.50	15,000,000	14,994,600	14,994,689	15,057,360
Federal Agencies	3133ERGL9	Federal Farm Credit Bank	6/26/2024	6/7/2028	4.50	20,000,000	20,037,600	20,037,470	20,076,480
Federal Agencies	3133EPSK2	Federal Farm Credit Bank	8/7/2023	8/7/2028	4.25	19,500,000	19,412,250	19,428,052	19,351,800
Federal Agencies	3133EPUN3	Federal Farm Credit Bank	8/28/2023	8/28/2028	4.50	10,000,000	9,979,100	9,982,623	10,017,100
Federal Agencies	3133EPUN3	Federal Farm Credit Bank	8/28/2023	8/28/2028	4.50	15,000,000	14,962,800	14,969,071	15,025,650
Federal Agencies	3133EPUN3	Federal Farm Credit Bank	8/28/2023	8/28/2028	4.50	25,000,000	24,943,500	24,953,025	25,042,750
Federal Agencies	3133EPUN3	Federal Farm Credit Bank	8/28/2023	8/28/2028	4.50	33,000,000	32,904,960	32,920,982	33,056,430
Federal Agencies	3133ERHN4	Federal Farm Credit Bank	6/20/2024	10/20/2028	4.25	5,000,000	4,972,100	4,972,294	4,970,350
Federal Agencies	3133ERHN4	Federal Farm Credit Bank	6/20/2024	10/20/2028	4.25	38,000,000	37,785,300	37,786,792	37,774,660
Federal Agencies	3133EPC45	Federal Farm Credit Bank	11/13/2023	11/13/2028	4.63	12,000,000	11,984,040	11,984,058	12,095,280
Federal Agencies	3133EPC45	Federal Farm Credit Bank	11/13/2023	11/13/2028	4.63	20,000,000	19,971,600	19,975,191	20,158,800
Federal Agencies	3133EPC45	Federal Farm Credit Bank	11/13/2023	11/13/2028	4.63	55,000,000	54,922,285	54,932,111	55,436,700
Federal Agencies	3130AVBD3	Federal Home Loan Bank	4/9/2024	3/9/2029	4.50	25,000,000	25,018,750	25,017,883	25,146,000
Federal Agencies	3134H1YE7	Freddie Mac	3/28/2024	3/14/2029	5.91	20,000,000	20,000,000	20,000,000	19,946,400
Federal Agencies	3134H1YE7	Freddie Mac	3/28/2024	3/14/2029	5.91	20,000,000	20,000,000	20,000,000	19,946,400
Federal Agencies	3134H1YE7	Freddie Mac	3/28/2024	3/14/2029	5.91	20,000,000	20,000,000	20,000,000	19,946,400
Federal Agencies	3134H1YE7	Freddie Mac	3/28/2024	3/14/2029	5.91	55,000,000	55,000,000	55,000,000	54,852,600
Federal Agencies	3133EP5U5	Federal Farm Credit Bank	4/8/2024	3/20/2029	4.13	51,660,000	51,008,309	51,038,604	51,151,666
Federal Agencies	3134H1G64	Freddie Mac	4/16/2024	4/16/2029	6.03	25,000,000	25,000,000	25,000,000	24,999,000
Federal Agencies	3134H1G64	Freddie Mac	4/16/2024	4/16/2029	6.03	25,000,000	25,000,000	25,000,000	24,999,000
Federal Agencies	3134H1G64	Freddie Mac	4/16/2024	4/16/2029	6.03	65,000,000	65,000,000	65,000,000	64,997,400
Federal Agencies	3133ERDH1	Federal Farm Credit Bank	5/8/2024	4/30/2029	4.75	27,892,000	28,191,755	28,182,852	28,346,640
Federal Agencies	3133ERDH1	Federal Farm Credit Bank	5/8/2024	4/30/2029	4.75	30,000,000	30,317,400	30,307,972	30,489,000
Federal Agencies	3133ERDH1	Federal Farm Credit Bank	5/8/2024	4/30/2029	4.75	63,085,000	63,763,795	63,743,632	64,113,286
Federal Agencies	3133ERGS4	Federal Farm Credit Bank	6/26/2024	6/11/2029	4.25	10,000,000	9,967,600	9,967,689	9,954,540
Federal Agencies	3133ERGS4	Federal Farm Credit Bank	6/26/2024	6/11/2029	4.25	10,000,000	9,967,600	9,967,689	9,954,540
Federal Agencies	3133ERGS4	Federal Farm Credit Bank	6/26/2024	6/11/2029	4.25	10,000,000	9,967,600	9,967,689	9,954,540
Federal Agencies	3133ERGS4	Federal Farm Credit Bank	6/26/2024	6/11/2029	4.25	20,000,000	19,935,200	19,935,379	19,909,080
Federal Agencies	3133ERGS4	Federal Farm Credit Bank	6/26/2024	6/11/2029	4.25	29,000,000	28,923,730	28,923,941	28,868,166
Subtotals					3.48	\$ 7,062,437,000	\$ 7,050,323,078	\$ 7,056,098,408	\$ 6,935,193,672
Public Time Deposits	PPG5M8MH8	Bank of San Francisco	1/8/2024	7/8/2024	5.30	\$ 10,000,000	\$ 10,000,000	\$ 10,000,000	\$ 10,000,000
Public Time Deposits	PPGG8E735	Bridge Bank NA	1/16/2024	7/15/2024	5.26	10,000,000	10,000,000	10,000,000	10,000,000
Public Time Deposits	PPGHASP70	Bridge Bank NA	6/17/2024	12/16/2024	5.36	10,000,000	10,000,000	10,000,000	10,000,000
Subtotals					5.31	\$ 30,000,000	\$ 30,000,000	\$ 30,000,000	\$ 30,000,000
Negotiable CDs	06367DAX3	Bank of Montreal/CHI	7/5/2023	7/1/2024	6.00	\$ 100,000,000	\$ 100,000,000	\$ 100,000,000	\$ 100,004,000

Investment Inventory

Pooled Fund

Type of Investment	CUSIP	Issuer Name	Maturity		Coupon	Par Value	Original Cost	Amortized	
			Settle Date	Date				Book Value	Market Value
Negotiable CDs	06367DBR5	Bank of Montreal/CHI	7/24/2023	7/1/2024	5.93	50,000,000	50,000,000	50,000,000	50,002,000
Negotiable CDs	06367DFX8	Bank of Montreal/CHI	12/8/2023	7/1/2024	5.56	50,000,000	50,000,000	50,000,000	50,000,500
Negotiable CDs	13606KZR0	Canadian Imperial Bank/NY	8/7/2023	7/1/2024	5.89	50,000,000	50,000,000	50,000,000	50,001,500
Negotiable CDs	89115BNV8	Toronto Dominion Bank/NY	12/8/2023	7/1/2024	5.56	50,000,000	50,000,000	50,000,000	50,000,500
Negotiable CDs	89115BRG7	Toronto Dominion Bank/NY	7/6/2023	7/1/2024	6.05	50,000,000	50,000,000	50,000,000	50,002,500
Negotiable CDs	89115BS84	Toronto Dominion Bank/NY	7/17/2023	7/1/2024	5.91	50,000,000	50,000,000	50,000,000	50,001,500
Negotiable CDs	89115BSQ4	Toronto Dominion Bank/NY	7/24/2023	7/1/2024	5.93	50,000,000	50,000,000	50,000,000	50,001,500
Negotiable CDs	89115BV80	Toronto Dominion Bank/NY	8/2/2023	7/3/2024	5.90	50,000,000	50,000,000	50,000,000	50,002,500
Negotiable CDs	89115DC20	Toronto Dominion Bank/NY	3/5/2024	7/15/2024	5.38	70,000,000	70,000,000	70,000,000	69,998,600
Negotiable CDs	06367DBW4	Bank of Montreal/CHI	8/1/2023	7/29/2024	5.97	50,000,000	50,000,000	50,000,000	50,013,000
Negotiable CDs	13606KZN9	Canadian Imperial Bank/NY	8/2/2023	7/29/2024	5.92	60,000,000	60,000,000	60,000,000	60,015,000
Negotiable CDs	06367DDS1	Bank of Montreal/CHI	10/10/2023	8/9/2024	5.88	50,000,000	50,000,000	50,000,000	50,016,500
Negotiable CDs	13606KD78	Canadian Imperial Bank/NY	9/20/2023	8/12/2024	5.92	50,000,000	50,000,000	50,000,000	50,020,000
Negotiable CDs	78015J7F8	Royal Bank of Canada/NY	9/20/2023	8/12/2024	5.93	60,000,000	60,000,000	60,000,000	60,024,600
Negotiable CDs	06367DCF0	Bank of Montreal/CHI	8/28/2023	8/14/2024	6.01	50,000,000	50,000,000	50,000,000	50,024,500
Negotiable CDs	78015JE37	Royal Bank of Canada/NY	10/31/2023	8/15/2024	5.86	50,000,000	50,000,000	50,000,000	50,019,000
Negotiable CDs	13606KF92	Canadian Imperial Bank/NY	10/10/2023	8/16/2024	5.88	50,000,000	50,000,000	50,000,000	50,020,000
Negotiable CDs	78015JE78	Royal Bank of Canada/NY	10/31/2023	8/26/2024	5.86	50,000,000	50,000,000	50,000,000	50,020,500
Negotiable CDs	13606KC38	Canadian Imperial Bank/NY	9/11/2023	9/9/2024	5.94	50,000,000	50,000,000	50,000,000	50,028,000
Negotiable CDs	78015J5K9	Royal Bank of Canada/NY	9/12/2023	9/9/2024	5.90	60,000,000	60,000,000	60,000,000	60,028,800
Negotiable CDs	89115DC61	Toronto Dominion Bank/NY	3/6/2024	9/10/2024	5.37	50,000,000	50,000,000	50,000,000	49,981,500
Negotiable CDs	13606KW51	Canadian Imperial Bank/NY	3/6/2024	9/11/2024	5.37	50,000,000	50,000,000	50,000,000	49,986,000
Negotiable CDs	06367DD44	Bank of Montreal/CHI	9/22/2023	9/23/2024	5.97	50,000,000	50,000,000	50,000,000	50,038,000
Negotiable CDs	78015JAK3	Royal Bank of Canada/NY	9/22/2023	9/23/2024	5.96	60,000,000	60,000,000	60,000,000	60,042,000
Negotiable CDs	89115DCA2	Toronto Dominion Bank/NY	3/6/2024	9/25/2024	5.36	50,000,000	50,000,000	50,000,000	49,977,500
Negotiable CDs	06367DE43	Bank of Montreal/CHI	11/2/2023	10/21/2024	5.86	60,000,000	60,000,000	60,000,000	60,043,800
Negotiable CDs	89115BH52	Toronto Dominion Bank/NY	10/26/2023	10/21/2024	5.93	50,000,000	50,000,000	50,000,000	50,042,500
Negotiable CDs	06367DFA8	Bank of Montreal/CHI	12/1/2023	10/24/2024	5.58	50,000,000	50,000,000	50,000,000	49,997,500
Negotiable CDs	13606KZ41	Canadian Imperial Bank/NY	4/3/2024	10/24/2024	5.43	50,000,000	50,000,000	50,000,000	49,982,500
Negotiable CDs	78015JJ73	Royal Bank of Canada/NY	12/13/2023	10/24/2024	5.48	50,000,000	50,000,000	50,000,000	49,983,500
Negotiable CDs	89115BP95	Toronto Dominion Bank/NY	12/11/2023	10/24/2024	5.58	50,000,000	50,000,000	50,000,000	49,995,500
Negotiable CDs	89115DJS6	Toronto Dominion Bank/NY	4/3/2024	10/24/2024	5.43	50,000,000	50,000,000	50,000,000	49,987,000
Negotiable CDs	06367DEK7	Bank of Montreal/CHI	11/8/2023	11/6/2024	5.80	50,000,000	50,000,000	50,000,000	50,031,500
Negotiable CDs	06367DJB2	Bank of Montreal/CHI	4/12/2024	11/8/2024	5.44	51,000,000	51,000,000	51,000,000	50,991,840
Negotiable CDs	89115BT59	Toronto Dominion Bank/NY	4/15/2024	12/2/2024	5.51	50,000,000	50,000,000	50,000,000	50,002,000
Negotiable CDs	13606KZ66	Canadian Imperial Bank/NY	4/4/2024	1/2/2025	5.40	50,000,000	50,000,000	50,000,000	49,982,500
Negotiable CDs	89115DK21	Toronto Dominion Bank/NY	4/4/2024	1/2/2025	5.40	50,000,000	50,000,000	50,000,000	49,973,000
Negotiable CDs	78015JQ34	Royal Bank of Canada/NY	5/8/2024	1/28/2025	5.45	25,000,000	25,000,000	25,000,000	24,999,792
Negotiable CDs	89115BSZ4	Toronto Dominion Bank/NY	4/15/2024	4/9/2025	5.55	50,000,000	50,000,000	50,000,000	50,029,500
Negotiable CDs	06367DJY2	Bank of Montreal/CHI	5/14/2024	5/5/2025	5.47	50,000,000	50,000,000	50,000,000	50,005,799
Negotiable CDs	89115DR65	Toronto Dominion Bank/NY	5/14/2024	5/5/2025	5.47	65,000,000	65,000,000	65,000,000	65,024,385
Subtotals					5.72	\$ 2,211,000,000	\$ 2,211,000,000	\$ 2,211,000,000	\$ 2,211,342,616
Commercial Paper	62479LG17	MUFG Bank Ltd/NY	10/26/2023	7/1/2024	0.00	\$ 50,000,000	\$ 48,046,042	\$ 50,000,000	\$ 49,970,500
Commercial Paper	89233GG18	Toyota Motor Credit	10/23/2023	7/1/2024	0.00	50,000,000	48,036,500	50,000,000	49,970,650
Commercial Paper	89233GG18	Toyota Motor Credit	11/7/2023	7/1/2024	0.00	50,000,000	48,169,833	50,000,000	49,970,650
Commercial Paper	59515MGF6	Microsoft	3/5/2024	7/15/2024	0.00	10,000,000	9,808,600	9,979,700	9,973,550
Commercial Paper	59157TGQ0	MetLife Short term	3/5/2024	7/24/2024	0.00	48,500,000	47,508,418	48,338,253	48,305,709
Commercial Paper	59157TK44	MetLife Short term	3/28/2024	10/4/2024	0.00	15,000,000	14,588,333	14,794,167	14,783,325
Commercial Paper	89233GKP0	Toyota Motor Credit	3/26/2024	10/23/2024	0.00	75,000,000	72,714,167	73,765,000	73,697,400

Investment Inventory

Pooled Fund

Type of Investment	CUSIP	Issuer Name	Maturity		Coupon	Par Value	Original Cost	Amortized	
			Settle Date	Date				Book Value	Market Value
Commercial Paper	59157TKQ5	MetLife Short term	4/3/2024	10/24/2024	0.00	10,000,000	9,705,900	9,834,208	9,827,540
Commercial Paper	62479LKQ7	MUFG Bank Ltd/NY	3/25/2024	10/24/2024	0.00	50,000,000	48,455,750	49,166,250	49,115,350
Commercial Paper	62479LKQ7	MUFG Bank Ltd/NY	4/3/2024	10/24/2024	0.00	50,000,000	48,501,167	49,155,069	49,115,350
Commercial Paper	89233GKQ8	Toyota Motor Credit	4/2/2024	10/24/2024	0.00	50,000,000	48,508,056	49,163,056	49,124,550
Commercial Paper	62479LL45	MUFG Bank Ltd/NY	4/12/2024	11/4/2024	0.00	23,000,000	22,303,777	22,574,155	22,556,422
Commercial Paper	62479LLJ2	MUFG Bank Ltd/NY	4/12/2024	11/18/2024	0.00	52,000,000	50,318,956	50,930,244	50,892,452
Commercial Paper	89233GM29	Toyota Motor Credit	4/15/2024	12/2/2024	0.00	65,000,000	62,789,458	63,526,306	63,506,690
Commercial Paper	62479LM44	MUFG Bank Ltd/NY	4/30/2024	12/4/2024	0.00	36,000,000	34,835,880	35,166,960	35,151,192
Commercial Paper	62479LMD4	MUFG Bank Ltd/NY	6/24/2024	12/13/2024	0.00	15,000,000	14,619,450	14,634,938	14,626,590
Commercial Paper	62479LMG7	MUFG Bank Ltd/NY	4/30/2024	12/16/2024	0.00	50,000,000	48,297,361	48,756,333	48,735,000
Commercial Paper	89233GMG8	Toyota Motor Credit	5/20/2024	12/16/2024	0.00	65,000,000	62,994,208	63,395,367	63,377,275
Commercial Paper	62479LMJ1	MUFG Bank Ltd/NY	6/24/2024	12/18/2024	0.00	50,000,000	48,694,625	48,746,250	48,719,450
Commercial Paper	62479LMP7	MUFG Bank Ltd/NY	6/24/2024	12/23/2024	0.00	22,000,000	21,410,522	21,433,194	21,420,806
Commercial Paper	62479LMW2	MUFG Bank Ltd/NY	6/24/2024	12/30/2024	0.00	15,000,000	14,582,625	14,598,083	14,590,215
Commercial Paper	62479LNP6	MUFG Bank Ltd/NY	6/24/2024	1/23/2025	0.00	15,000,000	14,532,288	14,547,658	14,540,010
Commercial Paper	89233GNQ5	Toyota Motor Credit	5/10/2024	1/24/2025	0.00	60,000,000	57,729,433	58,185,300	58,178,040
Commercial Paper	89233GNU6	Toyota Motor Credit	6/25/2024	1/28/2025	0.00	50,000,000	48,420,722	48,464,389	48,454,300
Commercial Paper	62479LNV3	MUFG Bank Ltd/NY	5/7/2024	1/29/2025	0.00	50,000,000	48,045,708	48,448,278	48,424,800
Subtotals					0.00	\$ 1,026,500,000	\$ 993,617,779	\$ 1,007,603,158	\$ 1,007,027,816
Money Market Funds	09248U718	BlackRock Liquidity Funds T-Fund	6/30/2024	7/1/2024	5.18	\$ 13,385,494	\$ 13,385,494	\$ 13,385,494	\$ 13,385,494
Money Market Funds	31607A703	Fidelity Govt Portfolio	6/30/2024	7/1/2024	5.25	771,885,165	771,885,165	771,885,165	771,885,165
Money Market Funds	608919718	Federated Hermes Govt Obligations Fi	6/30/2024	7/1/2024	5.23	755,882,532	755,882,532	755,882,532	755,882,532
Money Market Funds	262006208	Dreyfus Government Cash Manageme	6/30/2024	7/1/2024	5.20	12,719,571	12,719,571	12,719,571	12,719,571
Money Market Funds	85749T517	State Street Institutional U.S. Govt MV	6/30/2024	7/1/2024	5.22	535,189,083	535,189,083	535,189,083	535,189,083
Money Market Funds	61747C319	Morgan Stanley Institutional Liquidity F	6/30/2024	7/1/2024	5.21	60,835,338	60,835,338	60,835,338	60,835,338
Subtotals					5.09	\$ 2,149,897,181	\$ 2,149,897,181	\$ 2,149,897,181	\$ 2,149,897,181
Supranational	4581X0EE4	Inter-American Development Bank	7/1/2022	7/1/2024	3.25	\$ 80,000,000	\$ 79,992,000	\$ 80,000,000	\$ 79,989,520
Supranational	459056HV2	Int'l Bank for Recon and Dev	11/2/2021	8/28/2024	1.50	50,000,000	50,984,250	50,055,424	49,671,500
Supranational	4581X0DZ8	Inter-American Development Bank	11/4/2021	9/23/2024	0.50	50,000,000	49,595,500	49,967,763	49,429,500
Supranational	45950VQG4	International Finance Corp	10/22/2021	9/23/2024	0.44	10,000,000	9,918,700	9,993,600	9,882,100
Supranational	4581X0CM8	Inter-American Development Bank	4/26/2021	1/15/2025	2.13	100,000,000	105,676,000	100,826,359	98,279,000
Supranational	459058HT3	Int'l Bank for Recon and Dev	3/22/2024	1/15/2025	1.63	29,314,000	28,488,811	28,767,554	28,742,377
Supranational	459058JB0	Int'l Bank for Recon and Dev	7/23/2021	4/22/2025	0.63	40,000,000	40,086,000	40,018,532	38,572,040
Supranational	4581X0DN5	Inter-American Development Bank	11/1/2021	7/15/2025	0.63	28,900,000	28,519,098	28,793,223	27,596,466
Supranational	45950VRU2	International Finance Corp	1/26/2023	1/26/2026	4.02	100,000,000	100,000,000	100,000,000	98,435,000
Supranational	45818WDG8	Inter-American Development Bank	8/25/2021	2/27/2026	0.82	19,500,000	19,556,907	19,520,939	18,258,630
Supranational	4581X0EN4	Inter-American Development Bank	4/9/2024	2/15/2029	4.13	25,000,000	24,630,000	24,647,321	24,702,250
Subtotals					2.24	\$ 532,714,000	\$ 537,447,266	\$ 532,590,713	\$ 523,558,383
Secured Bank Deposit	0660P0999	Bank of America TTX INV Deposit Acc	6/30/2024	7/1/2024	5.35	100,190,027	100,190,027	100,190,027	100,190,027
Subtotals					5.35	\$ 100,190,027	\$ 100,190,027	\$ 100,190,027	\$ 100,190,027
Grand Totals					3.29	\$ 16,752,738,209	\$ 16,694,947,921	\$ 16,709,318,824	\$ 16,440,729,269

Monthly Investment Earnings

Pooled Fund

For month ended June 30, 2024

Type of Investment	CUSIP	Issuer Name	Par Value	Accrued Interest Earned	(Amortization) / Accretion	Realized Gain/(Loss)	Total Earnings
U.S. Treasuries	912797GL5	B 0.000 09/05/2024	\$ 50,000,000		212,571		\$ 212,571
U.S. Treasuries	9128284N7	T 2.875 05/15/2028	65,000,000	152,344	78,512		230,856
U.S. Treasuries	9128286B1	T 2.625 02/15/2029	50,000,000	108,173	72,655		180,828
U.S. Treasuries	912828G38	T 2.250 11/15/2024	50,000,000	91,712	(70,382)		21,330
U.S. Treasuries	912828G38	T 2.250 11/15/2024	50,000,000	91,712	(72,065)		19,647
U.S. Treasuries	912828R36	T 1.625 05/15/2026	50,000,000	66,236	(37,617)		28,619
U.S. Treasuries	912828R36	T 1.625 05/15/2026	50,000,000	66,236	(32,938)		33,299
U.S. Treasuries	912828XB1	T 2.125 05/15/2025	50,000,000	86,617	(63,278)		23,339
U.S. Treasuries	912828Y87	T 1.750 07/31/2024	50,000,000	72,115	(54,412)		17,704
U.S. Treasuries	912828YM6	T 1.500 10/31/2024	50,000,000	61,141	(40,450)		20,691
U.S. Treasuries	912828YY0	T 1.750 12/31/2024	50,000,000	72,089	(48,159)		23,930
U.S. Treasuries	912828Z52	T 1.375 01/31/2025	50,000,000	56,662	(32,408)		24,254
U.S. Treasuries	912828Z52	T 1.375 01/31/2025	50,000,000	56,662	(32,613)		24,049
U.S. Treasuries	912828ZC7	T 1.125 02/28/2025	50,000,000	45,856	(20,990)		24,866
U.S. Treasuries	912828ZC7	T 1.125 02/28/2025	50,000,000	45,856	(20,938)		24,918
U.S. Treasuries	912828ZF0	T 0.500 03/31/2025	50,000,000	20,492	4,579		25,071
U.S. Treasuries	912828ZF0	T 0.500 03/31/2025	50,000,000	20,492	3,332		23,824
U.S. Treasuries	912828ZL7	T 0.375 04/30/2025	50,000,000	15,285	7,999		23,285
U.S. Treasuries	912828ZW3	T 0.250 06/30/2025	50,000,000	10,298	16,369		26,668
U.S. Treasuries	912828ZW3	T 0.250 06/30/2025	50,000,000	10,298	18,241		28,539
U.S. Treasuries	912828ZW3	T 0.250 06/30/2025	50,000,000	10,298	14,280		24,578
U.S. Treasuries	912828ZW3	T 0.250 06/30/2025	50,000,000	10,298	16,231		26,529
U.S. Treasuries	912828ZW3	T 0.250 06/30/2025	50,000,000	10,298	14,882		25,181
U.S. Treasuries	912828ZW3	T 0.250 06/30/2025	50,000,000	10,298	14,274		24,573
U.S. Treasuries	912828ZW3	T 0.250 06/30/2025	50,000,000	10,298	10,526		20,825
U.S. Treasuries	912828ZW3	T 0.250 06/30/2025	50,000,000	10,298	12,509		22,807
U.S. Treasuries	912828ZW3	T 0.250 06/30/2025	50,000,000	10,298	31,616		41,915
U.S. Treasuries	91282CAB7	T 0.250 07/31/2025	50,000,000	10,302	11,147		21,449
U.S. Treasuries	91282CAB7	T 0.250 07/31/2025	50,000,000	10,302	13,128		23,430
U.S. Treasuries	91282CAM3	T 0.250 09/30/2025	50,000,000	10,246	16,678		26,924
U.S. Treasuries	91282CAM3	T 0.250 09/30/2025	50,000,000	10,246	14,121		24,367
U.S. Treasuries	91282CAT8	T 0.250 10/31/2025	50,000,000	10,190	12,308		22,499
U.S. Treasuries	91282CAT8	T 0.250 10/31/2025	50,000,000	10,190	16,230		26,420
U.S. Treasuries	91282CAT8	T 0.250 10/31/2025	50,000,000	10,190	16,766		26,956
U.S. Treasuries	91282CBC4	T 0.375 12/31/2025	50,000,000	15,448	9,236		24,684
U.S. Treasuries	91282CBC4	T 0.375 12/31/2025	50,000,000	15,448	12,355		27,802
U.S. Treasuries	91282CBW0	T 0.750 04/30/2026	50,000,000	30,571	5,737		36,307
U.S. Treasuries	91282CBW0	T 0.750 04/30/2026	50,000,000	30,571	4,586		35,157
U.S. Treasuries	91282CCJ8	T 0.875 06/30/2026	50,000,000	36,045	1,124		37,169
U.S. Treasuries	91282CCJ8	T 0.875 06/30/2026	50,000,000	36,045	(1,164)		34,881
U.S. Treasuries	91282CCJ8	T 0.875 06/30/2026	50,000,000	36,045	(5,749)		30,296
U.S. Treasuries	91282CCJ8	T 0.875 06/30/2026	50,000,000	36,045	(5,457)		30,588
U.S. Treasuries	91282CCJ8	T 0.875 06/30/2026	50,000,000	36,045	(6,812)		29,232
U.S. Treasuries	91282CCJ8	T 0.875 06/30/2026	50,000,000	36,045	(4,038)		32,007
U.S. Treasuries	91282CCJ8	T 0.875 06/30/2026	50,000,000	36,045	1,078		37,122
U.S. Treasuries	91282CCJ8	T 0.875 06/30/2026	50,000,000	36,045	7,086		43,130
U.S. Treasuries	91282CCJ8	T 0.875 06/30/2026	50,000,000	36,045	17,814		53,859
U.S. Treasuries	91282CCL3	T 0.375 07/15/2024	50,000,000	15,453	55		15,508

Monthly Investment Earnings

Pooled Fund

Type of Investment	CUSIP	Issuer Name	Par Value	Accrued Interest Earned	(Amortization) / Accretion	Realized Gain/(Loss)	Total Earnings
U.S. Treasuries	91282CCL3	T 0.375 07/15/2024	50,000,000	15,453	1,094		16,547
U.S. Treasuries	91282CCL3	T 0.375 07/15/2024	50,000,000	15,453	88,281		103,735
U.S. Treasuries	91282CCT6	T 0.375 08/15/2024	50,000,000	15,453	2,806		18,259
U.S. Treasuries	91282CCW9	T 0.750 08/31/2026	50,000,000	30,571	9,190		39,761
U.S. Treasuries	91282CCZ2	T 0.875 09/30/2026	50,000,000	35,861	5,125		40,985
U.S. Treasuries	91282CCZ2	T 0.875 09/30/2026	50,000,000	35,861	5,415		41,275
U.S. Treasuries	91282CCZ2	T 0.875 09/30/2026	50,000,000	35,861	11,317		47,177
U.S. Treasuries	91282CDK4	T 1.250 11/30/2026	50,000,000	51,229	(1,189)		50,040
U.S. Treasuries	91282CDK4	T 1.250 11/30/2026	50,000,000	51,229	(1,933)		49,297
U.S. Treasuries	91282CDK4	T 1.250 11/30/2026	50,000,000	51,229	51,351		102,581
U.S. Treasuries	91282CDQ1	T 1.250 12/31/2026	50,000,000	51,492	49,929		101,422
U.S. Treasuries	91282CEF4	T 2.500 03/31/2027	25,000,000	51,229	3,992		55,222
U.S. Treasuries	91282CEW7	T 3.250 06/30/2027	50,000,000	133,880	45,072		178,952
U.S. Treasuries	91282CEW7	T 3.250 06/30/2027	50,000,000	133,880	47,846		181,726
U.S. Treasuries	91282CFK2	T 3.500 09/15/2025	50,000,000	142,663	28,806		171,469
U.S. Treasuries	91282CHK0	T 4.000 06/30/2028	50,000,000	164,775	465		165,240
U.S. Treasuries	91282CHK0	T 4.000 06/30/2028	50,000,000	164,775	1,334		166,110
U.S. Treasuries	91282CHK0	T 4.000 06/30/2028	50,000,000	164,775	1,767		166,542
U.S. Treasuries	91282CHK0	T 4.000 06/30/2028	50,000,000	164,775	6,020		170,795
U.S. Treasuries	91282CHK0	T 4.000 06/30/2028	50,000,000	164,775	13,271		178,047
U.S. Treasuries	91282CHK0	T 4.000 06/30/2028	50,000,000	164,775	21,084		185,860
U.S. Treasuries	91282CHL8	T 4.625 06/30/2025	50,000,000	190,522	1,379		191,900
U.S. Treasuries	91282CHX2	T 4.375 08/31/2028	50,000,000	178,329	(2,005)		176,324
U.S. Treasuries	91282CKD2	T 4.250 02/28/2029	50,000,000	173,234	3,804		177,037
U.S. Treasuries	91282CKV2	T 4.625 06/15/2027	50,000,000	31,592	(919)		30,673
Subtotals			\$ 3,640,000,000	\$ 4,139,600	\$ 531,856	\$ -	\$ 4,671,457
Federal Agencies	3130A1XJ2	FHLB 2.875 06/14/2024		\$ 26,474	\$ (894)	\$	25,580
Federal Agencies	3130A1XJ2	FHLB 2.875 06/14/2024		51,910	(3,490)		48,420
Federal Agencies	3130A1XJ2	FHLB 2.875 06/14/2024		18,667	(1,095)		17,572
Federal Agencies	3130A1XJ2	FHLB 2.875 06/14/2024		16,564	(917)		15,648
Federal Agencies	3130A8ZQ9	FHLB 1.750 09/12/2025	10,295,000	15,014	(5,965)		9,049
Federal Agencies	3130AN4A5	FHLB 0.700 06/30/2025	17,680,000	10,313	(1,131)		9,182
Federal Agencies	3130ANMP2	FHLB 1.070 07/27/2026	25,000,000	22,292			22,292
Federal Agencies	3130ANMP2	FHLB 1.070 07/27/2026	25,000,000	22,292			22,292
Federal Agencies	3130ANMP2	FHLB 1.070 07/27/2026	25,000,000	22,292			22,292
Federal Agencies	3130ANMP2	FHLB 1.070 07/27/2026	25,000,000	22,292			22,292
Federal Agencies	3130ANNM8	FHLB 1.050 07/13/2026	25,000,000	21,875			21,875
Federal Agencies	3130ANNM8	FHLB 1.050 07/13/2026	25,000,000	21,875			21,875
Federal Agencies	3130ANNM8	FHLB 1.050 07/13/2026	25,000,000	21,875			21,875
Federal Agencies	3130ANNM8	FHLB 1.050 07/13/2026	25,000,000	21,875			21,875
Federal Agencies	3130ANTG5	FHLB 1.050 08/10/2026	25,000,000	21,875			21,875
Federal Agencies	3130ANTG5	FHLB 1.050 08/10/2026	25,000,000	21,875			21,875
Federal Agencies	3130ANTG5	FHLB 1.050 08/10/2026	25,000,000	21,875			21,875
Federal Agencies	3130ANTG5	FHLB 1.050 08/10/2026	25,000,000	21,875			21,875
Federal Agencies	3130AP6T7	FHLB 1.075 09/03/2026	25,000,000	22,396			22,396
Federal Agencies	3130AP6T7	FHLB 1.075 09/03/2026	25,000,000	22,396			22,396
Federal Agencies	3130AP6T7	FHLB 1.075 09/03/2026	25,000,000	22,396			22,396
Federal Agencies	3130AP6T7	FHLB 1.075 09/03/2026	25,000,000	22,396			22,396

Monthly Investment Earnings

Pooled Fund

<u>Type of Investment</u>	<u>CUSIP</u>	<u>Issuer Name</u>	<u>Par Value</u>	<u>Accrued Interest Earned</u>	<u>(Amortization) / Accretion</u>	<u>Realized Gain/(Loss)</u>	<u>Total Earnings</u>
Federal Agencies	3130APPR0	FHLB 1.430 10/19/2026	25,000,000	29,792			29,792
Federal Agencies	3130APPR0	FHLB 1.430 10/19/2026	25,000,000	29,792			29,792
Federal Agencies	3130APPR0	FHLB 1.430 10/19/2026	25,000,000	29,792			29,792
Federal Agencies	3130APPR0	FHLB 1.430 10/19/2026	25,000,000	29,792			29,792
Federal Agencies	3130AQ7L1	FHLB 1.605 11/16/2026	25,000,000	33,438			33,438
Federal Agencies	3130AQ7L1	FHLB 1.605 11/16/2026	25,000,000	33,438			33,438
Federal Agencies	3130AQ7L1	FHLB 1.605 11/16/2026	25,000,000	33,438			33,438
Federal Agencies	3130AQ7L1	FHLB 1.605 11/16/2026	25,000,000	33,438			33,438
Federal Agencies	3130AQJ95	FHLB 1.645 12/14/2026	25,000,000	34,271			34,271
Federal Agencies	3130AQJ95	FHLB 1.645 12/14/2026	25,000,000	34,271			34,271
Federal Agencies	3130AQJ95	FHLB 1.645 12/14/2026	25,000,000	34,271			34,271
Federal Agencies	3130AQJ95	FHLB 1.645 12/14/2026	25,000,000	34,271			34,271
Federal Agencies	3130ARB59	FHLB 2.350 03/08/2027	25,000,000	48,958			48,958
Federal Agencies	3130ARB59	FHLB 2.350 03/08/2027	25,000,000	48,958			48,958
Federal Agencies	3130ARB59	FHLB 2.350 03/08/2027	25,000,000	48,958			48,958
Federal Agencies	3130ARB59	FHLB 2.350 03/08/2027	25,000,000	48,958			48,958
Federal Agencies	3130ASG86	FHLB 3.375 06/13/2025	12,700,000	35,719	(3,044)		32,674
Federal Agencies	3130ASG86	FHLB 3.375 06/13/2025	11,940,000	33,581	(1,729)		31,852
Federal Agencies	3130ASGU7	FHLB 3.500 06/11/2027	12,375,000	36,094	(2,984)		33,110
Federal Agencies	3130ASGU7	FHLB 3.500 06/11/2027	10,000,000	29,167	(2,374)		26,792
Federal Agencies	3130ASGU7	FHLB 3.500 06/11/2027	21,725,000	63,365	(4,894)		58,470
Federal Agencies	3130ASHK8	FHLB 3.125 06/14/2024		31,597	1,791		33,388
Federal Agencies	3130ASHK8	FHLB 3.125 06/14/2024		31,834	1,783		33,618
Federal Agencies	3130ASME6	FHLB 3.000 07/08/2024	15,000,000	37,500	1,194		38,694
Federal Agencies	3130ASME6	FHLB 3.000 07/08/2024	17,500,000	43,750	1,393		45,143
Federal Agencies	3130ASME6	FHLB 3.000 07/08/2024	10,000,000	25,000	796		25,796
Federal Agencies	3130ATST5	FHLB 4.375 06/13/2025	10,000,000	36,458	(2,542)		33,916
Federal Agencies	3130ATST5	FHLB 4.375 06/13/2025	9,915,000	36,148	(2,381)		33,767
Federal Agencies	3130ATST5	FHLB 4.375 06/13/2025	25,500,000	92,969	(4,884)		88,085
Federal Agencies	3130ATST5	FHLB 4.375 06/13/2025	3,000,000	10,938	(481)		10,456
Federal Agencies	3130ATST5	FHLB 4.375 06/13/2025	10,000,000	36,458	(1,414)		35,045
Federal Agencies	3130ATST5	FHLB 4.375 06/13/2025	24,000,000	87,500	(3,144)		84,356
Federal Agencies	3130ATT31	FHLB 4.500 10/03/2024	50,000,000	187,500	5,962		193,462
Federal Agencies	3130ATVD6	FHLB 4.875 09/13/2024	50,000,000	203,125	(2,764)		200,361
Federal Agencies	3130AUTC8	FHLB 4.010 02/06/2026	21,100,000	70,509	3,145		73,654
Federal Agencies	3130AUJZ4	FHLB 4.500 02/13/2025	50,000,000	187,500	3,222		190,722
Federal Agencies	3130AV7L0	FHLB 5.000 02/28/2025	25,000,000	104,167	1,360		105,527
Federal Agencies	3130AV7L0	FHLB 5.000 02/28/2025	35,000,000	145,833	1,904		147,737
Federal Agencies	3130AVBD3	FHLB 4.500 03/09/2029	25,000,000	93,750	(313)		93,437
Federal Agencies	3130AVWS7	FHLB 3.750 06/12/2026	17,045,000	53,266	1,422		54,688
Federal Agencies	3130AVWS7	FHLB 3.750 06/12/2026	20,000,000	62,500	1,626		64,126
Federal Agencies	3130AWAH3	FHLB 4.000 06/12/2026	15,000,000	50,000	2,728		52,728
Federal Agencies	3130AWAH3	FHLB 4.000 06/12/2026	10,000,000	33,333	1,780		35,114
Federal Agencies	3130AWER7	FHLB 4.625 06/06/2025	25,000,000	96,354	859		97,213
Federal Agencies	3130AWER7	FHLB 4.625 06/06/2025	15,000,000	57,813	515		58,328
Federal Agencies	3130AWER7	FHLB 4.625 06/06/2025	52,000,000	200,417	1,786		202,203
Federal Agencies	3130AWER7	FHLB 4.625 06/06/2025	10,000,000	38,542	343		38,885
Federal Agencies	3130AWLY4	FHLB 5.125 06/13/2025	48,150,000	205,641	(4,004)		201,636
Federal Agencies	3130AWLY4	FHLB 5.125 06/13/2025	10,800,000	46,125	(785)		45,340

Monthly Investment Earnings

Pooled Fund

<u>Type of Investment</u>	<u>CUSIP</u>	<u>Issuer Name</u>	<u>Par Value</u>	<u>Accrued Interest Earned</u>	<u>(Amortization) / Accretion</u>	<u>Realized Gain/(Loss)</u>	<u>Total Earnings</u>
Federal Agencies	3130AWLZ1	FHLB 4.750 06/12/2026	50,000,000	197,917	4,045		201,962
Federal Agencies	3130AX4E5	FHLB 4.500 06/11/2027	11,000,000	41,250	1,676		42,926
Federal Agencies	3130AXB31	FHLB 4.875 03/13/2026	10,000,000	40,625	1,604		42,229
Federal Agencies	3130AXB31	FHLB 4.875 03/13/2026	10,000,000	40,625	1,716		42,341
Federal Agencies	3130AXB31	FHLB 4.875 03/13/2026	10,000,000	40,625	1,716		42,341
Federal Agencies	3130AXB31	FHLB 4.875 03/13/2026	36,730,000	149,216	(3,104)		146,112
Federal Agencies	3130AXB31	FHLB 4.875 03/13/2026	25,000,000	101,563	(2,281)		99,282
Federal Agencies	3130AXCP1	FHLB 4.875 09/11/2026	11,895,000	48,323	2,069		50,392
Federal Agencies	3130AXU63	FHLB 4.625 11/17/2026	50,000,000	192,708	2,422		195,131
Federal Agencies	3130AYPN0	FHLB 4.125 01/15/2027	12,000,000	41,250	749		41,999
Federal Agencies	3130AYPN0	FHLB 4.125 01/15/2027	25,000,000	85,938	1,560		87,497
Federal Agencies	3130AYPN0	FHLB 4.125 01/15/2027	29,350,000	100,891	1,831		102,722
Federal Agencies	3130AYPN0	FHLB 4.125 01/15/2027	50,000,000	171,875	3,119		174,994
Federal Agencies	3130B0AD1	FHLB 5.500 09/04/2025	25,000,000	114,583			114,583
Federal Agencies	3130B0AD1	FHLB 5.500 09/04/2025	25,000,000	114,583			114,583
Federal Agencies	3130B0AD1	FHLB 5.500 09/04/2025	25,000,000	114,583			114,583
Federal Agencies	3130B0AD1	FHLB 5.500 09/04/2025	25,000,000	114,583			114,583
Federal Agencies	3130B0MZ9	FHLB 5.100 01/27/2025	115,000,000	488,750			488,750
Federal Agencies	3130B0TY5	FHLB 4.750 04/09/2027	20,000,000	79,167	1,449		80,616
Federal Agencies	3130B0TY5	FHLB 4.750 04/09/2027	17,000,000	67,292	1,232		68,524
Federal Agencies	3130B0TY5	FHLB 4.750 04/09/2027	48,000,000	190,000	3,478		193,478
Federal Agencies	3130B0TY5	FHLB 4.750 04/09/2027	40,000,000	158,333	2,898		161,232
Federal Agencies	3130B1BT3	FHLB 4.875 06/12/2026	13,485,000	23,739	(361)		23,378
Federal Agencies	313384K32	FHDN 0.000 10/11/2024	25,000,000		104,583		104,583
Federal Agencies	313384XS3	FHDN 0.000 06/04/2024			7,306		7,306
Federal Agencies	313384XS3	FHDN 0.000 06/04/2024			7,306		7,306
Federal Agencies	313384XS3	FHDN 0.000 06/04/2024			7,306		7,306
Federal Agencies	313384XS3	FHDN 0.000 06/04/2024			7,306		7,306
Federal Agencies	313384XT1	FHDN 0.000 06/05/2024			7,306		7,306
Federal Agencies	313384XT1	FHDN 0.000 06/05/2024			7,306		7,306
Federal Agencies	313384XT1	FHDN 0.000 06/05/2024			7,306		7,306
Federal Agencies	313384XT1	FHDN 0.000 06/05/2024			7,306		7,306
Federal Agencies	313384XU8	FHDN 0.000 06/06/2024			7,292		7,292
Federal Agencies	313384XU8	FHDN 0.000 06/06/2024			7,292		7,292
Federal Agencies	313384XU8	FHDN 0.000 06/06/2024			7,292		7,292
Federal Agencies	313384XU8	FHDN 0.000 06/06/2024			7,292		7,292
Federal Agencies	313384XV6	FHDN 0.000 06/07/2024			7,292		7,292
Federal Agencies	313384XV6	FHDN 0.000 06/07/2024			7,292		7,292
Federal Agencies	313384XV6	FHDN 0.000 06/07/2024			7,292		7,292
Federal Agencies	313384XV6	FHDN 0.000 06/07/2024			7,292		7,292
Federal Agencies	313384XY0	FHDN 0.000 06/10/2024			21,917		21,917
Federal Agencies	313384XY0	FHDN 0.000 06/10/2024			21,917		21,917
Federal Agencies	313384XY0	FHDN 0.000 06/10/2024			21,917		21,917
Federal Agencies	313384XY0	FHDN 0.000 06/10/2024			21,917		21,917
Federal Agencies	313384YF0	FHDN 0.000 06/17/2024			21,917		21,917
Federal Agencies	313384YF0	FHDN 0.000 06/17/2024			21,917		21,917
Federal Agencies	313384YF0	FHDN 0.000 06/17/2024			21,917		21,917
Federal Agencies	313384YF0	FHDN 0.000 06/17/2024			21,917		21,917
Federal Agencies	313384YF0	FHDN 0.000 06/17/2024			21,917		21,917
Federal Agencies	313384YF0	FHDN 0.000 06/17/2024			21,917		21,917

Monthly Investment Earnings

Pooled Fund

<u>Type of Investment</u>	<u>CUSIP</u>	<u>Issuer Name</u>	<u>Par Value</u>	<u>Accrued Interest Earned</u>	<u>(Amortization) / Accretion</u>	<u>Realized Gain/(Loss)</u>	<u>Total Earnings</u>
Federal Agencies	313384YF0	FHDN 0.000 06/17/2024			21,917		21,917
Federal Agencies	313384YV5	FHDN 0.000 07/01/2024	25,000,000		109,271		109,271
Federal Agencies	313384YV5	FHDN 0.000 07/01/2024	25,000,000		109,271		109,271
Federal Agencies	313384YV5	FHDN 0.000 07/01/2024	25,000,000		109,271		109,271
Federal Agencies	313384YZ6	FHDN 0.000 07/05/2024	25,000,000		107,083		107,083
Federal Agencies	313384ZT9	FHDN 0.000 07/23/2024	15,000,000		63,875		63,875
Federal Agencies	3133ELCP7	FFCB 1.625 12/03/2024	25,000,000	33,854	657		34,511
Federal Agencies	3133ELQY3	FFCB 1.210 03/03/2025	24,000,000	24,200	594		24,794
Federal Agencies	3133ELQY3	FFCB 1.210 03/03/2025	16,000,000	16,133	154		16,288
Federal Agencies	3133EM4X7	FFCB 0.800 09/10/2026	28,975,000	19,317	83,770		103,087
Federal Agencies	3133EM5X6	FFCB 0.430 09/23/2024	25,000,000	8,958	691		9,650
Federal Agencies	3133EM5X6	FFCB 0.430 09/23/2024	50,000,000	17,917	1,382		19,299
Federal Agencies	3133EM5X6	FFCB 0.430 09/23/2024	50,000,000	17,917	1,382		19,299
Federal Agencies	3133EMV25	FFCB 0.450 07/23/2024	50,000,000	18,750	(2,551)		16,199
Federal Agencies	3133EMWT5	FFCB 0.600 04/21/2025	50,000,000	25,000	544		25,544
Federal Agencies	3133EMZ21	FFCB 0.690 04/06/2026	15,500,000	8,913	738		9,651
Federal Agencies	3133EN2L3	FFCB 4.125 05/17/2027	21,000,000	72,188	238		72,425
Federal Agencies	3133EN2L3	FFCB 4.125 05/17/2027	5,000,000	17,188	63		17,251
Federal Agencies	3133EN2L3	FFCB 4.125 05/17/2027	4,650,000	15,984	59		16,043
Federal Agencies	3133EN2L3	FFCB 4.125 05/17/2027	25,000,000	85,938	315		86,253
Federal Agencies	3133EN4B3	FFCB 4.250 06/13/2025	15,000,000	53,125	382		53,507
Federal Agencies	3133EN4B3	FFCB 4.250 06/13/2025	15,000,000	53,125	335		53,460
Federal Agencies	3133EN4B3	FFCB 4.250 06/13/2025	15,000,000	53,125	360		53,485
Federal Agencies	3133EN4N7	FFCB 4.250 12/20/2024	25,000,000	88,542	1,867		90,409
Federal Agencies	3133EN4N7	FFCB 4.250 12/20/2024	10,000,000	35,417	702		36,118
Federal Agencies	3133EN4N7	FFCB 4.250 12/20/2024	25,000,000	88,542	1,867		90,409
Federal Agencies	3133EN5E6	FFCB 4.000 12/29/2025	15,000,000	50,000	1,240		51,240
Federal Agencies	3133EN5E6	FFCB 4.000 12/29/2025	25,000,000	83,333	2,087		85,420
Federal Agencies	3133EN5E6	FFCB 4.000 12/29/2025	20,000,000	66,667	1,653		68,320
Federal Agencies	3133EN6A3	FFCB 4.000 01/13/2026	30,000,000	100,000	624		100,624
Federal Agencies	3133EN6A3	FFCB 4.000 01/13/2026	20,000,000	66,667	482		67,148
Federal Agencies	3133ENEG1	FFCB 1.050 11/17/2025	55,000,000	48,125	1,581		49,706
Federal Agencies	3133ENEG1	FFCB 1.050 11/17/2025	39,675,000	34,716	1,084		35,799
Federal Agencies	3133ENEJ5	FFCB 0.875 11/18/2024	50,000,000	36,458	1,574		38,032
Federal Agencies	3133ENEJ5	FFCB 0.875 11/18/2024	10,000,000	7,292	315		7,606
Federal Agencies	3133ENEJ5	FFCB 0.875 11/18/2024	10,000,000	7,292	315		7,606
Federal Agencies	3133ENGQ7	FFCB 0.920 12/09/2024	50,000,000	38,333	411		38,744
Federal Agencies	3133ENGQ7	FFCB 0.920 12/09/2024	50,000,000	38,333	1,013		39,346
Federal Agencies	3133ENHM5	FFCB 1.170 12/16/2025	45,000,000	43,875	943		44,818
Federal Agencies	3133ENHM5	FFCB 1.170 12/16/2025	50,000,000	48,750	1,047		49,797
Federal Agencies	3133ENJ35	FFCB 3.320 02/25/2026	35,000,000	96,833	993		97,826
Federal Agencies	3133ENJ84	FFCB 3.375 08/26/2024	50,000,000	140,625	3,427		144,052
Federal Agencies	3133ENKS8	FFCB 1.125 01/06/2025	20,000,000	18,750	1,237		19,987
Federal Agencies	3133ENKS8	FFCB 1.125 01/06/2025	25,000,000	23,438	1,547		24,984
Federal Agencies	3133ENKS8	FFCB 1.125 01/06/2025	25,000,000	23,438	1,547		24,984
Federal Agencies	3133ENP79	FFCB 4.250 09/26/2024	50,000,000	177,083	164		177,248
Federal Agencies	3133ENRD4	FFCB 1.680 03/10/2027	48,573,000	68,002	18,807		86,810
Federal Agencies	3133ENTS9	FFCB 2.600 04/05/2027	24,500,000	53,083	2,022		55,105
Federal Agencies	3133ENTS9	FFCB 2.600 04/05/2027	22,500,000	48,750	1,770		50,520

Monthly Investment Earnings

Pooled Fund

<u>Type of Investment</u>	<u>CUSIP</u>	<u>Issuer Name</u>	<u>Par Value</u>	<u>Accrued Interest Earned</u>	<u>(Amortization) / Accretion</u>	<u>Realized Gain/(Loss)</u>	<u>Total Earnings</u>
Federal Agencies	3133ENTS9	FFCB 2.600 04/05/2027	25,000,000	54,167	3,222		57,389
Federal Agencies	3133ENU00	FFCB 2.640 04/08/2026	20,000,000	44,000	797		44,797
Federal Agencies	3133ENU00	FFCB 2.640 04/08/2026	30,000,000	66,000	1,195		67,195
Federal Agencies	3133ENXE5	FFCB 2.850 05/23/2025	6,000,000	14,250	230		14,480
Federal Agencies	3133ENXE5	FFCB 2.850 05/23/2025	20,000,000	47,500	766		48,266
Federal Agencies	3133ENYH7	FFCB 2.625 06/10/2024		65,625	1,588		67,213
Federal Agencies	3133ENYQ7	FFCB 2.950 06/13/2025	50,000,000	122,917	671		123,587
Federal Agencies	3133ENYX2	FFCB 3.250 06/17/2024		72,222	657		72,879
Federal Agencies	3133ENYX2	FFCB 3.250 06/17/2024		36,111	646		36,757
Federal Agencies	3133ENYX2	FFCB 3.250 06/17/2024		36,111	640		36,751
Federal Agencies	3133ENZ37	FFCB 4.875 01/10/2025	20,000,000	81,250	45		81,295
Federal Agencies	3133ENZ37	FFCB 4.875 01/10/2025	10,000,000	40,625	23		40,648
Federal Agencies	3133ENZ37	FFCB 4.875 01/10/2025	20,000,000	81,250	16		81,266
Federal Agencies	3133ENZ94	FFCB 4.500 11/18/2024	25,000,000	93,750	1,088		94,838
Federal Agencies	3133ENZK9	FFCB 3.240 06/28/2027	27,865,000	75,236	(3,865)		71,371
Federal Agencies	3133ENZS2	FFCB 3.100 06/28/2024		58,125	462		58,587
Federal Agencies	3133ENZS2	FFCB 3.100 06/28/2024		116,250	997		117,247
Federal Agencies	3133ENZS2	FFCB 3.100 06/28/2024		58,125	499		58,624
Federal Agencies	3133EP5K7	FFCB 4.500 03/13/2026	50,000,000	187,500	10,225		197,725
Federal Agencies	3133EP5S0	FFCB 4.250 03/20/2028	4,971,000	17,606	1,131		18,737
Federal Agencies	3133EP5U5	FFCB 4.125 03/20/2029	51,660,000	177,581	10,819		188,401
Federal Agencies	3133EP6K6	FFCB 4.500 03/26/2027	50,000,000	187,500	2,482		189,982
Federal Agencies	3133EPAG0	FFCB 4.250 02/10/2025	29,875,000	105,807	6,523		112,330
Federal Agencies	3133EPAG0	FFCB 4.250 02/10/2025	10,000,000	35,417	2,167		37,584
Federal Agencies	3133EPBF1	FFCB 4.875 08/21/2024	10,000,000	40,625	236		40,861
Federal Agencies	3133EPBF1	FFCB 4.875 08/21/2024	25,000,000	101,563	548		102,111
Federal Agencies	3133EPBF1	FFCB 4.875 08/21/2024	20,000,000	81,250	439		81,689
Federal Agencies	3133EPBJ3	FFCB 4.375 02/23/2026	50,000,000	182,292	2,245		184,536
Federal Agencies	3133EPBJ3	FFCB 4.375 02/23/2026	25,000,000	91,146	1,273		92,419
Federal Agencies	3133EPBJ3	FFCB 4.375 02/23/2026	28,000,000	102,083	1,257		103,340
Federal Agencies	3133EPBM6	FFCB 4.125 08/23/2027	10,000,000	34,375	475		34,850
Federal Agencies	3133EPC45	FFCB 4.625 11/13/2028	12,000,000	46,250	262		46,512
Federal Agencies	3133EPC45	FFCB 4.625 11/13/2028	20,000,000	77,083	466		77,550
Federal Agencies	3133EPC45	FFCB 4.625 11/13/2028	55,000,000	211,979	1,276		213,255
Federal Agencies	3133EPC60	FFCB 4.625 11/15/2027	27,950,000	107,724	2,382		110,106
Federal Agencies	3133EPC60	FFCB 4.625 11/15/2027	33,300,000	128,344	2,845		131,188
Federal Agencies	3133EPDL6	FFCB 4.850 10/01/2025	50,000,000	202,083			202,083
Federal Agencies	3133EPHD0	FFCB 4.500 10/28/2024	20,000,000	75,000	1,727		76,727
Federal Agencies	3133EPHD0	FFCB 4.500 10/28/2024	25,000,000	93,750	2,240		95,990
Federal Agencies	3133EPJX4	FFCB 3.625 02/17/2026	30,000,000	90,625	2,815		93,440
Federal Agencies	3133EPJX4	FFCB 3.625 02/17/2026	25,000,000	75,521	2,130		77,651
Federal Agencies	3133EPKA2	FFCB 4.000 08/18/2025	26,500,000	88,333	589		88,923
Federal Agencies	3133EPKA2	FFCB 4.000 08/18/2025	30,000,000	100,000	667		100,667
Federal Agencies	3133EPKA2	FFCB 4.000 08/18/2025	25,000,000	83,333	656		83,989
Federal Agencies	3133EPMU6	FFCB 4.250 06/15/2026	30,000,000	106,250	1,330		107,580
Federal Agencies	3133EPMU6	FFCB 4.250 06/15/2026	20,000,000	70,833	843		71,676
Federal Agencies	3133EPMU6	FFCB 4.250 06/15/2026	24,700,000	87,479	1,636		89,115
Federal Agencies	3133EPMV4	FFCB 4.125 06/15/2027	28,940,000	99,481	576		100,058
Federal Agencies	3133EPNG6	FFCB 4.375 06/23/2026	50,000,000	182,292	725		183,017

Monthly Investment Earnings

Pooled Fund

<u>Type of Investment</u>	<u>CUSIP</u>	<u>Issuer Name</u>	<u>Par Value</u>	<u>Accrued Interest Earned</u>	<u>(Amortization) / Accretion</u>	<u>Realized Gain/(Loss)</u>	<u>Total Earnings</u>
Federal Agencies	3133EPNG6	FFCB 4.375 06/23/2026	25,000,000	91,146	363		91,509
Federal Agencies	3133EPNG6	FFCB 4.375 06/23/2026	25,000,000	91,146	363		91,509
Federal Agencies	3133EPP66	FFCB 4.000 05/20/2027	31,000,000	103,333	2,267		105,601
Federal Agencies	3133EPP66	FFCB 4.000 05/20/2027	58,850,000	196,167	4,516		200,683
Federal Agencies	3133EPSK2	FFCB 4.250 08/07/2028	19,500,000	69,063	1,441		70,503
Federal Agencies	3133EPSW6	FFCB 4.500 08/14/2026	50,000,000	187,500	3,148		190,648
Federal Agencies	3133EPUN3	FFCB 4.500 08/28/2028	10,000,000	37,500	343		37,843
Federal Agencies	3133EPUN3	FFCB 4.500 08/28/2028	25,000,000	93,750	928		94,678
Federal Agencies	3133EPUN3	FFCB 4.500 08/28/2028	15,000,000	56,250	611		56,861
Federal Agencies	3133EPUN3	FFCB 4.500 08/28/2028	33,000,000	123,750	1,561		125,311
Federal Agencies	3133EPVP7	FFCB 4.750 07/08/2026	19,000,000	75,208	441		75,649
Federal Agencies	3133EPVP7	FFCB 4.750 07/08/2026	10,000,000	39,583	241		39,824
Federal Agencies	3133EPVP7	FFCB 4.750 07/08/2026	21,000,000	83,125	500		83,625
Federal Agencies	3133EPVY8	FFCB 5.000 09/15/2025	8,230,000	34,292	243		34,535
Federal Agencies	3133EPVY8	FFCB 5.000 09/15/2025	15,000,000	62,500	745		63,245
Federal Agencies	3133EPVY8	FFCB 5.000 09/15/2025	20,000,000	83,333	993		84,327
Federal Agencies	3133EPX91	FFCB 4.125 01/25/2027	35,000,000	120,313	1,207		121,520
Federal Agencies	3133EPX91	FFCB 4.125 01/25/2027	50,000,000	171,875	1,834		173,709
Federal Agencies	3133EPX91	FFCB 4.125 01/25/2027	25,000,000	85,938	862		86,800
Federal Agencies	3133EPX91	FFCB 4.125 01/25/2027	10,000,000	34,375	367		34,742
Federal Agencies	3133EPX91	FFCB 4.125 01/25/2027	5,000,000	17,188	196		17,383
Federal Agencies	3133EPYW9	FFCB 5.125 10/20/2025	50,000,000	213,542	1,149		214,691
Federal Agencies	3133EPYW9	FFCB 5.125 10/20/2025	25,000,000	106,771	595		107,366
Federal Agencies	3133EPYW9	FFCB 5.125 10/20/2025	35,000,000	149,479	1,135		150,614
Federal Agencies	3133EPYW9	FFCB 5.125 10/20/2025	24,000,000	102,500	3,142		105,642
Federal Agencies	3133EPZA6	FFCB 4.875 10/20/2026	30,000,000	121,875	4,541		126,416
Federal Agencies	3133EPZA6	FFCB 4.875 10/20/2026	14,000,000	56,875	2,602		59,477
Federal Agencies	3133EPZY4	FFCB 5.000 07/30/2026	25,000,000	104,167	1,890		106,057
Federal Agencies	3133EPZY4	FFCB 5.000 07/30/2026	3,000,000	12,500	241		12,741
Federal Agencies	3133EPZY4	FFCB 5.000 07/30/2026	9,615,000	40,063	773		40,835
Federal Agencies	3133EPZY4	FFCB 5.000 07/30/2026	16,000,000	66,667	1,286		67,953
Federal Agencies	3133ERDH1	FFCB 4.750 04/30/2029	63,085,000	249,711	(11,201)		238,510
Federal Agencies	3133ERDH1	FFCB 4.750 04/30/2029	27,892,000	110,406	(4,946)		105,459
Federal Agencies	3133ERDH1	FFCB 4.750 04/30/2029	30,000,000	118,750	(5,238)		113,512
Federal Agencies	3133ERDS7	FFCB 4.750 05/06/2027	12,727,000	50,378	(365)		50,013
Federal Agencies	3133ERGL9	FFCB 4.500 06/07/2028	15,000,000	45,000	89		45,089
Federal Agencies	3133ERGL9	FFCB 4.500 06/07/2028	20,000,000	12,500	(130)		12,370
Federal Agencies	3133ERGL9	FFCB 4.500 06/07/2028	14,934,000	9,334	(97)		9,236
Federal Agencies	3133ERGS4	FFCB 4.250 06/11/2029	10,000,000	5,903	89		5,992
Federal Agencies	3133ERGS4	FFCB 4.250 06/11/2029	10,000,000	5,903	89		5,992
Federal Agencies	3133ERGS4	FFCB 4.250 06/11/2029	20,000,000	11,806	179		11,984
Federal Agencies	3133ERGS4	FFCB 4.250 06/11/2029	10,000,000	5,903	89		5,992
Federal Agencies	3133ERGS4	FFCB 4.250 06/11/2029	29,000,000	17,118	211		17,329
Federal Agencies	3133ERHD6	FFCB 4.875 06/12/2026	32,000,000	56,333	(919)		55,414
Federal Agencies	3133ERHD6	FFCB 4.875 06/12/2026	20,000,000	35,208	(546)		34,662
Federal Agencies	3133ERHN4	FFCB 4.250 10/20/2028	38,000,000	49,347	1,492		50,839
Federal Agencies	3133ERHN4	FFCB 4.250 10/20/2028	5,000,000	6,493	194		6,687

Monthly Investment Earnings

Pooled Fund

<u>Type of Investment</u>	<u>CUSIP</u>	<u>Issuer Name</u>	<u>Par Value</u>	<u>Accrued Interest Earned</u>	<u>(Amortization) / Accretion</u>	<u>Realized Gain/(Loss)</u>	<u>Total Earnings</u>
Federal Agencies	3133ERJZ5	FFCB 4.500 06/28/2027	30,000,000	11,250		39	11,289
Federal Agencies	3134GYRY0	FHLMC 5.290 11/02/2026	25,000,000	110,208			110,208
Federal Agencies	3134GYRY0	FHLMC 5.290 11/02/2026	25,000,000	110,208			110,208
Federal Agencies	3134GYRY0	FHLMC 5.290 11/02/2026	25,000,000	110,208			110,208
Federal Agencies	3134GYRY0	FHLMC 5.290 11/02/2026	25,000,000	110,208			110,208
Federal Agencies	3134H1G64	FHLMC 6.025 04/16/2029	65,000,000	326,354			326,354
Federal Agencies	3134H1G64	FHLMC 6.025 04/16/2029	25,000,000	125,521			125,521
Federal Agencies	3134H1G64	FHLMC 6.025 04/16/2029	25,000,000	125,521			125,521
Federal Agencies	3134H1NT6	FHLMC 5.410 01/10/2028	65,000,000	293,042			293,042
Federal Agencies	3134H1NT6	FHLMC 5.410 01/10/2028	25,000,000	112,708			112,708
Federal Agencies	3134H1NT6	FHLMC 5.410 01/10/2028	25,000,000	112,708			112,708
Federal Agencies	3134H1YE7	FHLMC 5.910 03/14/2029	20,000,000	98,500			98,500
Federal Agencies	3134H1YE7	FHLMC 5.910 03/14/2029	20,000,000	98,500			98,500
Federal Agencies	3134H1YE7	FHLMC 5.910 03/14/2029	55,000,000	270,875			270,875
Federal Agencies	3134H1YE7	FHLMC 5.910 03/14/2029	20,000,000	98,500			98,500
Federal Agencies	3135G03U5	FNMA 0.625 04/22/2025	50,000,000	26,042	(2,348)		23,694
Federal Agencies	3135G03U5	FNMA 0.625 04/22/2025	37,938,000	19,759	13,896		33,656
Federal Agencies	3135G03U5	FNMA 0.625 04/22/2025	50,000,000	26,042	18,425		44,467
Federal Agencies	3135G04Z3	FNMA 0.500 06/17/2025	10,000,000	4,167	4,904		9,071
Federal Agencies	3135G04Z3	FNMA 0.500 06/17/2025	4,655,000	1,940	2,293		4,232
Federal Agencies	3135G05X7	FNMA 0.375 08/25/2025	72,500,000	22,656	11,656		34,313
Federal Agencies	3135G05X7	FNMA 0.375 08/25/2025	25,000,000	7,813	5,794		13,606
Federal Agencies	3135G0X24	FNMA 1.625 01/07/2025	39,060,000	52,894	(34,765)		18,128
Federal Agencies	3135GAFY2	FNMA 5.320 10/03/2024	50,000,000	221,667			221,667
Federal Agencies	3135GAFY2	FNMA 5.320 10/03/2024	25,000,000	110,833			110,833
Federal Agencies	3135GAFY2	FNMA 5.320 10/03/2024	25,000,000	110,833			110,833
Federal Agencies	3135GAG39	FNMA 5.375 12/30/2024	25,000,000	111,979			111,979
Federal Agencies	3135GAG39	FNMA 5.375 12/30/2024	25,000,000	111,979			111,979
Federal Agencies	3135GAG39	FNMA 5.375 12/30/2024	25,000,000	111,979			111,979
Federal Agencies	3135GAG39	FNMA 5.375 12/30/2024	25,000,000	111,979			111,979
Federal Agencies	3135GANG2	FNMA 5.130 02/18/2028	50,000,000	213,750			213,750
Federal Agencies	3135GANG2	FNMA 5.130 02/18/2028	25,000,000	106,875			106,875
Federal Agencies	3135GANG2	FNMA 5.130 02/18/2028	25,000,000	106,875			106,875
Federal Agencies	3137EAEP0	FHLMC 1.500 02/12/2025	15,000,000	18,750	190		18,940
Federal Agencies	3137EAEP0	FHLMC 1.500 02/12/2025	5,000,000	6,250	63		6,313
Federal Agencies	3137EAEP0	FHLMC 1.500 02/12/2025	5,000,000	6,250	63		6,313
Federal Agencies	3137EAEP0	FHLMC 1.500 02/12/2025	5,000,000	6,250	63		6,313
Federal Agencies	3137EAEP0	FHLMC 1.500 02/12/2025	50,000,000	62,500	633		63,133
Federal Agencies	3137EAEP0	FHLMC 1.500 02/12/2025	53,532,000	66,915	(41,308)		25,607
Federal Agencies	3137EAEX3	FHLMC 0.375 09/23/2025	22,600,000	7,063	5,492		12,555
Subtotals			\$ 7,062,437,000	\$ 20,200,202	\$ 1,164,194	\$ -	\$ 21,364,397
Public Time Deposits	PPG1KB100	BKSANF 5.440 06/03/2024		\$ 3,022			\$ 3,022
Public Time Deposits	PPG2JA6N9	BRIDGE 5.360 06/17/2024		25,782			25,782
Public Time Deposits	PPG5M8MH8	BKSANF 5.300 07/08/2024	10,000,000	44,167			44,167
Public Time Deposits	PPG8E735	BRIDGE 5.260 07/15/2024	10,000,000	43,233			43,233
Public Time Deposits	PPGHASP70	BRIDGE 5.360 12/16/2024	10,000,000	20,559			20,559
Subtotals			\$ 30,000,000	\$ 136,763	\$ -	\$ -	\$ 136,763

Monthly Investment Earnings

Pooled Fund

<u>Type of Investment</u>	<u>CUSIP</u>	<u>Issuer Name</u>	<u>Par Value</u>	<u>Accrued Interest Earned</u>	<u>(Amortization) / Accretion</u>	<u>Realized Gain/(Loss)</u>	<u>Total Earnings</u>
Negotiable CDs	06367DAU9	BMOCHG 5.870 06/21/2024		\$ 326,111			\$ 326,111
Negotiable CDs	06367DAX3	BMOCHG 6.000 07/01/2024	100,000,000	500,000			500,000
Negotiable CDs	06367DBJ3	BMOCHG 5.890 06/07/2024		49,083			49,083
Negotiable CDs	06367DBR5	BMOCHG 5.930 07/01/2024	50,000,000	247,083			247,083
Negotiable CDs	06367DBW4	BMOCHG 5.970 07/29/2024	50,000,000	248,750			248,750
Negotiable CDs	06367DCF0	BMOCHG 6.010 08/14/2024	50,000,000	250,417			250,417
Negotiable CDs	06367DD44	BMOCHG 5.970 09/23/2024	50,000,000	248,750			248,750
Negotiable CDs	06367DDS1	BMOCHG 5.880 08/09/2024	50,000,000	245,000			245,000
Negotiable CDs	06367DE43	BMOCHG 5.860 10/21/2024	60,000,000	293,000			293,000
Negotiable CDs	06367DEK7	BMOCHG 5.800 11/06/2024	50,000,000	241,667			241,667
Negotiable CDs	06367DFA8	BMOCHG 5.580 10/24/2024	50,000,000	232,500			232,500
Negotiable CDs	06367DFX8	BMOCHG 5.560 07/01/2024	50,000,000	231,667			231,667
Negotiable CDs	06367DJB2	BMOCHG 5.440 11/08/2024	51,000,000	231,200			231,200
Negotiable CDs	06367DJY2	BMOCHG 5.470 05/05/2025	50,000,000	227,917			227,917
Negotiable CDs	13606KC38	CIBCNY 5.940 09/09/2024	50,000,000	247,500			247,500
Negotiable CDs	13606KD78	CIBCNY 5.920 08/12/2024	50,000,000	246,667			246,667
Negotiable CDs	13606KF92	CIBCNY 5.880 08/16/2024	50,000,000	245,000			245,000
Negotiable CDs	13606KW51	CIBCNY 5.370 09/11/2024	50,000,000	223,750			223,750
Negotiable CDs	13606KZ41	CIBCNY 5.430 10/24/2024	50,000,000	226,250			226,250
Negotiable CDs	13606KZ66	CIBCNY 5.400 01/02/2025	50,000,000	225,000			225,000
Negotiable CDs	13606KZN9	CIBCNY 5.920 07/29/2024	60,000,000	296,000			296,000
Negotiable CDs	13606KZR0	CIBCNY 5.890 07/01/2024	50,000,000	245,417			245,417
Negotiable CDs	78015J5K9	RY 5.900 09/09/2024	60,000,000	295,000			295,000
Negotiable CDs	78015J7F8	RY 5.930 08/12/2024	60,000,000	296,500			296,500
Negotiable CDs	78015JAK3	RY 5.960 09/23/2024	60,000,000	298,000			298,000
Negotiable CDs	78015JE37	RY 5.860 08/15/2024	50,000,000	244,167			244,167
Negotiable CDs	78015JE78	RY 5.860 08/26/2024	50,000,000	244,167			244,167
Negotiable CDs	78015JHT7	RY 5.530 06/03/2024		18,433			18,433
Negotiable CDs	78015JJ73	RY 5.480 10/24/2024	50,000,000	228,333			228,333
Negotiable CDs	78015JQ34	RY 5.450 01/28/2025	25,000,000	113,542			113,542
Negotiable CDs	78015JXW2	RY 5.890 06/28/2024		220,875			220,875
Negotiable CDs	89115BH52	TDNY 5.930 10/21/2024	50,000,000	247,083			247,083
Negotiable CDs	89115BNG1	TDNY 5.850 06/05/2024		32,500			32,500
Negotiable CDs	89115BNV8	TDNY 5.560 07/01/2024	50,000,000	231,667			231,667
Negotiable CDs	89115BP95	TDNY 5.580 10/24/2024	50,000,000	232,500			232,500
Negotiable CDs	89115BRG7	TDNY 6.050 07/01/2024	50,000,000	252,083			252,083
Negotiable CDs	89115BS84	TDNY 5.910 07/01/2024	50,000,000	246,250			246,250
Negotiable CDs	89115BSQ4	TDNY 5.930 07/01/2024	50,000,000	247,083			247,083
Negotiable CDs	89115BSZ4	TDNY 5.550 04/09/2025	50,000,000	231,250			231,250
Negotiable CDs	89115BT59	TDNY 5.510 12/02/2024	50,000,000	229,583			229,583
Negotiable CDs	89115BV80	TDNY 5.900 07/03/2024	50,000,000	245,833			245,833
Negotiable CDs	89115DC20	TDNY 5.380 07/15/2024	70,000,000	313,833			313,833
Negotiable CDs	89115DC61	TDNY 5.370 09/10/2024	50,000,000	223,750			223,750
Negotiable CDs	89115DCA2	TDNY 5.360 09/25/2024	50,000,000	223,333			223,333
Negotiable CDs	89115DJS6	TDNY 5.430 10/24/2024	50,000,000	226,250			226,250
Negotiable CDs	89115DK21	TDNY 5.400 01/02/2025	50,000,000	225,000			225,000
Negotiable CDs	89115DR65	TDNY 5.470 05/05/2025	65,000,000	296,292			296,292
Subtotals			\$ 2,211,000,000	\$ 11,192,036	\$ -	\$ -	\$ 11,192,036

Monthly Investment Earnings Pooled Fund

<u>Type of Investment</u>	<u>CUSIP</u>	<u>Issuer Name</u>	<u>Par Value</u>	<u>Accrued Interest Earned</u>	<u>(Amortization) / Accretion</u>	<u>Realized Gain/(Loss)</u>	<u>Total Earnings</u>
Commercial Paper	59157TFH1	METSHR 0.000 06/17/2024			\$ 95,849	\$	95,849
Commercial Paper	59157TGQ0	METSHR 0.000 07/24/2024	48,500,000		210,975		210,975
Commercial Paper	59157TK44	METSHR 0.000 10/04/2024	15,000,000		65,000		65,000
Commercial Paper	59157TKQ5	METSHR 0.000 10/24/2024	10,000,000		43,250		43,250
Commercial Paper	59515MGF6	MSFT 0.000 07/15/2024	10,000,000		43,500		43,500
Commercial Paper	62479LFE0	MUFGBK 0.000 06/14/2024			38,567		38,567
Commercial Paper	62479LFJ9	MUFGBK 0.000 06/18/2024			138,692		138,692
Commercial Paper	62479LG17	MUFGBK 0.000 07/01/2024	50,000,000		235,417		235,417
Commercial Paper	62479LKQ7	MUFGBK 0.000 10/24/2024	50,000,000		217,500		217,500
Commercial Paper	62479LKQ7	MUFGBK 0.000 10/24/2024	50,000,000		220,417		220,417
Commercial Paper	62479LL45	MUFGBK 0.000 11/04/2024	23,000,000		101,392		101,392
Commercial Paper	62479LLJ2	MUFGBK 0.000 11/18/2024	52,000,000		229,233		229,233
Commercial Paper	62479LM44	MUFGBK 0.000 12/04/2024	36,000,000		160,200		160,200
Commercial Paper	62479LMD4	MUFGBK 0.000 12/13/2024	15,000,000		15,488		15,488
Commercial Paper	62479LMG7	MUFGBK 0.000 12/16/2024	50,000,000		222,083		222,083
Commercial Paper	62479LMJ1	MUFGBK 0.000 12/18/2024	50,000,000		51,625		51,625
Commercial Paper	62479LMP7	MUFGBK 0.000 12/23/2024	22,000,000		22,672		22,672
Commercial Paper	62479LMW2	MUFGBK 0.000 12/30/2024	15,000,000		15,458		15,458
Commercial Paper	62479LNP6	MUFGBK 0.000 01/23/2025	15,000,000		15,371		15,371
Commercial Paper	62479LNV3	MUFGBK 0.000 01/29/2025	50,000,000		219,583		219,583
Commercial Paper	89233GG18	TOYCC 0.000 07/01/2024	50,000,000		233,750		233,750
Commercial Paper	89233GG18	TOYCC 0.000 07/01/2024	50,000,000		231,667		231,667
Commercial Paper	89233GKP0	TOYCC 0.000 10/23/2024	75,000,000		325,000		325,000
Commercial Paper	89233GKQ8	TOYCC 0.000 10/24/2024	50,000,000		218,333		218,333
Commercial Paper	89233GM29	TOYCC 0.000 12/02/2024	65,000,000		287,083		287,083
Commercial Paper	89233GMG8	TOYCC 0.000 12/16/2024	65,000,000		286,542		286,542
Commercial Paper	89233GNQ5	TOYCC 0.000 01/24/2025	60,000,000		263,000		263,000
Commercial Paper	89233GNU6	TOYCC 0.000 01/28/2025	50,000,000		43,667		43,667
Subtotals			\$ 1,026,500,000	\$ -	\$ 4,251,313	\$ -	\$ 4,251,313

Monthly Investment Earnings Pooled Fund

<u>Type of Investment</u>	<u>CUSIP</u>	<u>Issuer Name</u>	<u>Par Value</u>	<u>Accrued Interest Earned</u>	<u>(Amortization) / Accretion</u>	<u>Realized Gain/(Loss)</u>	<u>Total Earnings</u>
Money Market Funds	09248U718	BlackRock Liquidity Funds T-Fund	\$ 13,385,494	\$ 56,966			\$ 56,966
Money Market Funds	31607A703	Fidelity Govt Portfolio	771,885,165	3,308,013			3,308,013
Money Market Funds	608919718	Federated Hermes Govt Obligations Fund	755,882,532	3,022,135			3,022,135
Money Market Funds	262006208	Dreyfus Government Cash Management	12,719,571	53,953			53,953
Money Market Funds	85749T517	State Street Institutional U.S. Govt MMF	535,189,083	1,431,415			1,431,415
Money Market Funds	61747C319	Morgan Stanley Institutional Liquidity Fund	60,835,338	259,535			259,535
Subtotals			\$ 2,149,897,181	\$ 8,132,016	\$ -	\$ -	\$ 8,132,016
Supranationals	45818WDG8	IADB 0.820 02/27/2026	\$ 19,500,000	\$ 13,325	\$ (1,037)		\$ 12,288
Supranationals	4581X0CM8	IADB 2.125 01/15/2025	100,000,000	177,083	(125,206)		51,877
Supranationals	4581X0DN5	IADB 0.625 07/15/2025	28,900,000	15,052	8,452		23,504
Supranationals	4581X0DZ8	IADB 0.500 09/23/2024	50,000,000	20,833	11,513		32,347
Supranationals	4581X0EE4	IADB 3.250 07/01/2024	80,000,000	216,667	328		216,995
Supranationals	4581X0EN4	IADB 4.125 02/15/2029	25,000,000	85,938	6,261		92,198
Supranationals	459056HV2	IBRD 1.500 08/28/2024	50,000,000	62,500	(28,667)		33,833
Supranationals	459058HT3	IBRD 1.626 01/15/2025	29,314,000	39,720	82,795		122,515
Supranationals	459058JB0	IBRD 0.626 04/22/2025	40,000,000	20,867	(1,885)		18,982
Supranationals	45906M3B5	IBRD 1.980 06/14/2024		71,500			71,500
Supranationals	45950VQG4	IFC 0.440 09/23/2024	10,000,000	3,667	2,286		5,953
Supranationals	45950VRU2	IFC 4.023 01/26/2026	100,000,000	335,250			335,250
Subtotals			\$ 532,714,000	\$ 1,062,402	\$ (45,160)	\$ -	\$ 1,017,242
Secured Bank Deposit	0660P0999	Bank of America TTX INV Deposit Acct	\$ 100,190,027	\$ 190,027			\$ 190,027
Subtotals			\$ 100,190,027	\$ 190,027	\$ -	\$ -	\$ 190,027
Grand Totals			\$16,752,738,209	\$ 45,053,047	\$ 5,902,204	\$ -	\$ 50,955,251

Investment Transactions

Pooled Fund

For month ended June 30, 2024

Accounting ID	Transaction Type	Cusip	Description	Price	Settlement Date	Posted Date	Par Value	Principal	Accrued Interest	Total
57987	Buy	313384XS3	FHDN 0.000 06/04/2024	99.98539	06/03/2024	06/03/2024	50,000,000.00	49,992,694.44	0.00	49,992,694.44
57988	Buy	313384XS3	FHDN 0.000 06/04/2024	99.98539	06/03/2024	06/03/2024	50,000,000.00	49,992,694.44	0.00	49,992,694.44
57989	Buy	313384XS3	FHDN 0.000 06/04/2024	99.98539	06/03/2024	06/03/2024	50,000,000.00	49,992,694.44	0.00	49,992,694.44
57990	Buy	313384XS3	FHDN 0.000 06/04/2024	99.98539	06/03/2024	06/03/2024	50,000,000.00	49,992,694.44	0.00	49,992,694.44
57991	Buy	313384XT1	FHDN 0.000 06/05/2024	99.98539	06/04/2024	06/04/2024	50,000,000.00	49,992,694.44	0.00	49,992,694.44
57992	Buy	313384XT1	FHDN 0.000 06/05/2024	99.98539	06/04/2024	06/04/2024	50,000,000.00	49,992,694.44	0.00	49,992,694.44
57993	Buy	313384XT1	FHDN 0.000 06/05/2024	99.98539	06/04/2024	06/04/2024	50,000,000.00	49,992,694.44	0.00	49,992,694.44
57994	Buy	313384XT1	FHDN 0.000 06/05/2024	99.98539	06/04/2024	06/04/2024	50,000,000.00	49,992,694.44	0.00	49,992,694.44
58001	Buy	313384XU8	FHDN 0.000 06/06/2024	99.98542	06/05/2024	06/05/2024	50,000,000.00	49,992,708.33	0.00	49,992,708.33
58002	Buy	313384XU8	FHDN 0.000 06/06/2024	99.98542	06/05/2024	06/05/2024	50,000,000.00	49,992,708.33	0.00	49,992,708.33
58003	Buy	313384XU8	FHDN 0.000 06/06/2024	99.98542	06/05/2024	06/05/2024	50,000,000.00	49,992,708.33	0.00	49,992,708.33
58004	Buy	313384XU8	FHDN 0.000 06/06/2024	99.98542	06/05/2024	06/05/2024	50,000,000.00	49,992,708.33	0.00	49,992,708.33
58005	Buy	313384XV6	FHDN 0.000 06/07/2024	99.98542	06/06/2024	06/06/2024	50,000,000.00	49,992,708.33	0.00	49,992,708.33
58006	Buy	313384XV6	FHDN 0.000 06/07/2024	99.98542	06/06/2024	06/06/2024	50,000,000.00	49,992,708.33	0.00	49,992,708.33
58007	Buy	313384XV6	FHDN 0.000 06/07/2024	99.98542	06/06/2024	06/06/2024	50,000,000.00	49,992,708.33	0.00	49,992,708.33
58008	Buy	313384XV6	FHDN 0.000 06/07/2024	99.98542	06/06/2024	06/06/2024	50,000,000.00	49,992,708.33	0.00	49,992,708.33
58000	Buy	3133ERGL9	FFCB 4.500 06/07/2028	99.96400	06/07/2024	06/07/2024	15,000,000.00	14,994,600.00	0.00	14,994,600.00
58009	Buy	313384XY0	FHDN 0.000 06/10/2024	99.95617	06/07/2024	06/07/2024	50,000,000.00	49,978,083.33	0.00	49,978,083.33
58010	Buy	313384XY0	FHDN 0.000 06/10/2024	99.95617	06/07/2024	06/07/2024	50,000,000.00	49,978,083.33	0.00	49,978,083.33
58011	Buy	313384XY0	FHDN 0.000 06/10/2024	99.95617	06/07/2024	06/07/2024	50,000,000.00	49,978,083.33	0.00	49,978,083.33
58012	Buy	313384XY0	FHDN 0.000 06/10/2024	99.95617	06/07/2024	06/07/2024	50,000,000.00	49,978,083.33	0.00	49,978,083.33
58015	Buy	313384YF0	FHDN 0.000 06/17/2024	99.95617	06/14/2024	06/14/2024	50,000,000.00	49,978,083.33	0.00	49,978,083.33
58016	Buy	313384YF0	FHDN 0.000 06/17/2024	99.95617	06/14/2024	06/14/2024	50,000,000.00	49,978,083.33	0.00	49,978,083.33
58017	Buy	313384YF0	FHDN 0.000 06/17/2024	99.95617	06/14/2024	06/14/2024	50,000,000.00	49,978,083.33	0.00	49,978,083.33
58018	Buy	313384YF0	FHDN 0.000 06/17/2024	99.95617	06/14/2024	06/14/2024	50,000,000.00	49,978,083.33	0.00	49,978,083.33
58019	Buy	313384YF0	FHDN 0.000 06/17/2024	99.95617	06/14/2024	06/14/2024	50,000,000.00	49,978,083.33	0.00	49,978,083.33
58020	Buy	313384YF0	FHDN 0.000 06/17/2024	99.95617	06/14/2024	06/14/2024	50,000,000.00	49,978,083.33	0.00	49,978,083.33
58021	Buy	PPGHASP70	BRIDGE 5.360 12/16/2024	100.00000	06/17/2024	06/17/2024	10,000,000.00	10,000,000.00	0.00	10,000,000.00
58022	Buy	3130B1BT3	FHLB 4.875 06/12/2026	100.14900	06/18/2024	06/18/2024	13,485,000.00	13,505,092.65	76,695.94	13,581,788.59
58023	Buy	3133ERHD6	FFCB 4.875 06/12/2026	100.16000	06/18/2024	06/18/2024	32,000,000.00	32,051,200.00	26,000.00	32,077,200.00
58024	Buy	3133ERHD6	FFCB 4.875 06/12/2026	100.15200	06/18/2024	06/18/2024	20,000,000.00	20,030,400.00	16,250.00	20,046,650.00
58025	Buy	3133ERHN4	FFCB 4.250 10/20/2028	99.43500	06/20/2024	06/20/2024	38,000,000.00	37,785,300.00	0.00	37,785,300.00
58026	Buy	3133ERHN4	FFCB 4.250 10/20/2028	99.44200	06/20/2024	06/20/2024	5,000,000.00	4,972,100.00	0.00	4,972,100.00
58028	Buy	62479LMD4	MUFGBK 0.000 12/13/2024	97.46300	06/24/2024	06/24/2024	15,000,000.00	14,619,450.00	0.00	14,619,450.00
58029	Buy	62479LMJ1	MUFGBK 0.000 12/18/2024	97.38925	06/24/2024	06/24/2024	50,000,000.00	48,694,625.00	0.00	48,694,625.00
58030	Buy	62479LMP7	MUFGBK 0.000 12/23/2024	97.32056	06/24/2024	06/24/2024	22,000,000.00	21,410,522.22	0.00	21,410,522.22
58031	Buy	62479LMP2	MUFGBK 0.000 12/30/2024	97.21750	06/24/2024	06/24/2024	15,000,000.00	14,582,625.00	0.00	14,582,625.00
58032	Buy	62479LNP6	MUFGBK 0.000 01/23/2025	96.88192	06/24/2024	06/24/2024	15,000,000.00	14,532,287.50	0.00	14,532,287.50
58027	Buy	89233GNU6	TOYCC 0.000 01/28/2025	96.84144	06/25/2024	06/25/2024	50,000,000.00	48,420,722.22	0.00	48,420,722.22
58033	Buy	3133ERGS4	FFCB 4.250 06/11/2029	99.67600	06/26/2024	06/26/2024	10,000,000.00	9,967,600.00	17,708.33	9,985,308.33
58034	Buy	3133ERGS4	FFCB 4.250 06/11/2029	99.67600	06/26/2024	06/26/2024	10,000,000.00	9,967,600.00	17,708.33	9,985,308.33
58035	Buy	3133ERGS4	FFCB 4.250 06/11/2029	99.67600	06/26/2024	06/26/2024	20,000,000.00	19,935,200.00	35,416.67	19,970,616.67
58036	Buy	3133ERGS4	FFCB 4.250 06/11/2029	99.67600	06/26/2024	06/26/2024	10,000,000.00	9,967,600.00	17,708.33	9,985,308.33
58037	Buy	3133ERGS4	FFCB 4.250 06/11/2029	99.73700	06/26/2024	06/26/2024	29,000,000.00	28,923,730.00	51,354.17	28,975,084.17
58038	Buy	3133ERGL9	FFCB 4.500 06/07/2028	100.18800	06/26/2024	06/26/2024	20,000,000.00	20,037,600.00	47,500.00	20,085,100.00
58039	Buy	91282CKV2	T 4.625 06/15/2027	100.39844	06/26/2024	06/26/2024	50,000,000.00	50,199,218.75	69,501.37	50,268,720.12
58040	Buy	3133ERGL9	FFCB 4.500 06/07/2028	100.18800	06/26/2024	06/26/2024	14,934,000.00	14,962,075.92	35,468.25	14,997,544.17
58041	Buy	3133ERJZ5	FFCB 4.500 06/28/2027	99.95280	06/28/2024	06/28/2024	30,000,000.00	29,985,840.00	0.00	29,985,840.00
			Activity Total				1,794,419,000.00	1,789,209,444.72	411,311.39	1,789,620,756.11

Investment Transactions Pooled Fund

Accounting ID	Transaction Type	Cusip	Description	Price	Settlement Date	Posted Date	Par Value	Principal	Accrued Interest	Total
57811	Maturity	78015JHT7	RY 5.530 06/03/2024	100.00000	06/03/2024	06/03/2024	60,000,000.00	60,000,000.00	0.00	60,000,000.00
57808	Maturity	PPG1KB100	BKSANF 5.440 06/03/2024	100.00000	06/03/2024	06/03/2024	10,000,000.00	10,000,000.00	0.00	10,000,000.00
57987	Maturity	313384XS3	FHDN 0.000 06/04/2024	100.00000	06/04/2024	06/04/2024	50,000,000.00	50,000,000.00	0.00	50,000,000.00
57988	Maturity	313384XS3	FHDN 0.000 06/04/2024	100.00000	06/04/2024	06/04/2024	50,000,000.00	50,000,000.00	0.00	50,000,000.00
57989	Maturity	313384XS3	FHDN 0.000 06/04/2024	100.00000	06/04/2024	06/04/2024	50,000,000.00	50,000,000.00	0.00	50,000,000.00
57990	Maturity	313384XS3	FHDN 0.000 06/04/2024	100.00000	06/04/2024	06/04/2024	50,000,000.00	50,000,000.00	0.00	50,000,000.00
57991	Maturity	313384XT1	FHDN 0.000 06/05/2024	100.00000	06/05/2024	06/05/2024	50,000,000.00	50,000,000.00	0.00	50,000,000.00
57992	Maturity	313384XT1	FHDN 0.000 06/05/2024	100.00000	06/05/2024	06/05/2024	50,000,000.00	50,000,000.00	0.00	50,000,000.00
57993	Maturity	313384XT1	FHDN 0.000 06/05/2024	100.00000	06/05/2024	06/05/2024	50,000,000.00	50,000,000.00	0.00	50,000,000.00
57994	Maturity	313384XT1	FHDN 0.000 06/05/2024	100.00000	06/05/2024	06/05/2024	50,000,000.00	50,000,000.00	0.00	50,000,000.00
57697	Maturity	89115BNG1	TDNY 5.850 06/05/2024	100.00000	06/05/2024	06/05/2024	50,000,000.00	50,000,000.00	0.00	50,000,000.00
58001	Maturity	313384XU8	FHDN 0.000 06/06/2024	100.00000	06/06/2024	06/06/2024	50,000,000.00	50,000,000.00	0.00	50,000,000.00
58002	Maturity	313384XU8	FHDN 0.000 06/06/2024	100.00000	06/06/2024	06/06/2024	50,000,000.00	50,000,000.00	0.00	50,000,000.00
58003	Maturity	313384XU8	FHDN 0.000 06/06/2024	100.00000	06/06/2024	06/06/2024	50,000,000.00	50,000,000.00	0.00	50,000,000.00
58004	Maturity	313384XU8	FHDN 0.000 06/06/2024	100.00000	06/06/2024	06/06/2024	50,000,000.00	50,000,000.00	0.00	50,000,000.00
57704	Maturity	06367DBJ3	BMOCHG 5.890	100.00000	06/07/2024	06/07/2024	50,000,000.00	50,000,000.00	0.00	50,000,000.00
58005	Maturity	313384XV6	FHDN 0.000 06/07/2024	100.00000	06/07/2024	06/07/2024	50,000,000.00	50,000,000.00	0.00	50,000,000.00
58006	Maturity	313384XV6	FHDN 0.000 06/07/2024	100.00000	06/07/2024	06/07/2024	50,000,000.00	50,000,000.00	0.00	50,000,000.00
58007	Maturity	313384XV6	FHDN 0.000 06/07/2024	100.00000	06/07/2024	06/07/2024	50,000,000.00	50,000,000.00	0.00	50,000,000.00
58008	Maturity	313384XV6	FHDN 0.000 06/07/2024	100.00000	06/07/2024	06/07/2024	50,000,000.00	50,000,000.00	0.00	50,000,000.00
58009	Maturity	313384XY0	FHDN 0.000 06/10/2024	100.00000	06/10/2024	06/10/2024	50,000,000.00	50,000,000.00	0.00	50,000,000.00
58010	Maturity	313384XY0	FHDN 0.000 06/10/2024	100.00000	06/10/2024	06/10/2024	50,000,000.00	50,000,000.00	0.00	50,000,000.00
58011	Maturity	313384XY0	FHDN 0.000 06/10/2024	100.00000	06/10/2024	06/10/2024	50,000,000.00	50,000,000.00	0.00	50,000,000.00
58012	Maturity	313384XY0	FHDN 0.000 06/10/2024	100.00000	06/10/2024	06/10/2024	50,000,000.00	50,000,000.00	0.00	50,000,000.00
47379	Maturity	3133ENYH7	FFCB 2.625 06/10/2024	100.00000	06/10/2024	06/10/2024	100,000,000.00	100,000,000.00	0.00	100,000,000.00
47369	Maturity	3130A1XJ2	FHLB 2.875 06/14/2024	100.00000	06/14/2024	06/14/2024	25,500,000.00	25,500,000.00	0.00	25,500,000.00
47371	Maturity	3130A1XJ2	FHLB 2.875 06/14/2024	100.00000	06/14/2024	06/14/2024	50,000,000.00	50,000,000.00	0.00	50,000,000.00
47373	Maturity	3130A1XJ2	FHLB 2.875 06/14/2024	100.00000	06/14/2024	06/14/2024	17,980,000.00	17,980,000.00	0.00	17,980,000.00
47374	Maturity	3130A1XJ2	FHLB 2.875 06/14/2024	100.00000	06/14/2024	06/14/2024	15,955,000.00	15,955,000.00	0.00	15,955,000.00
47413	Maturity	3130ASHK8	FHLB 3.125 06/14/2024	100.00000	06/14/2024	06/14/2024	28,000,000.00	28,000,000.00	0.00	28,000,000.00
47414	Maturity	3130ASHK8	FHLB 3.125 06/14/2024	100.00000	06/14/2024	06/14/2024	28,210,000.00	28,210,000.00	0.00	28,210,000.00
47322	Maturity	45906M3B5	IBRD 1.980 06/14/2024	100.00000	06/14/2024	06/14/2024	100,000,000.00	100,000,000.00	0.00	100,000,000.00
57852	Maturity	62479LFE0	MUFGBK 0.000 06/14/2024	100.00000	06/14/2024	06/14/2024	20,000,000.00	20,000,000.00	0.00	20,000,000.00
58015	Maturity	313384YF0	FHDN 0.000 06/17/2024	100.00000	06/17/2024	06/17/2024	50,000,000.00	50,000,000.00	0.00	50,000,000.00
58016	Maturity	313384YF0	FHDN 0.000 06/17/2024	100.00000	06/17/2024	06/17/2024	50,000,000.00	50,000,000.00	0.00	50,000,000.00
58017	Maturity	313384YF0	FHDN 0.000 06/17/2024	100.00000	06/17/2024	06/17/2024	50,000,000.00	50,000,000.00	0.00	50,000,000.00
58018	Maturity	313384YF0	FHDN 0.000 06/17/2024	100.00000	06/17/2024	06/17/2024	50,000,000.00	50,000,000.00	0.00	50,000,000.00
58019	Maturity	313384YF0	FHDN 0.000 06/17/2024	100.00000	06/17/2024	06/17/2024	50,000,000.00	50,000,000.00	0.00	50,000,000.00
58020	Maturity	313384YF0	FHDN 0.000 06/17/2024	100.00000	06/17/2024	06/17/2024	50,000,000.00	50,000,000.00	0.00	50,000,000.00
47383	Maturity	3133ENYX2	FFCB 3.250 06/17/2024	100.00000	06/17/2024	06/17/2024	50,000,000.00	50,000,000.00	0.00	50,000,000.00
47384	Maturity	3133ENYX2	FFCB 3.250 06/17/2024	100.00000	06/17/2024	06/17/2024	25,000,000.00	25,000,000.00	0.00	25,000,000.00
47388	Maturity	3133ENYX2	FFCB 3.250 06/17/2024	100.00000	06/17/2024	06/17/2024	25,000,000.00	25,000,000.00	0.00	25,000,000.00
57868	Maturity	59157TFH1	METSHR 0.000 06/17/2024	100.00000	06/17/2024	06/17/2024	41,000,000.00	41,000,000.00	0.00	41,000,000.00
57822	Maturity	PPG2JA6N9	BRIDGE 5.360 06/17/2024	100.00000	06/17/2024	06/17/2024	10,000,000.00	10,000,000.00	0.00	10,000,000.00
57853	Maturity	62479LJ9	MUFGBK 0.000 06/18/2024	100.00000	06/18/2024	06/18/2024	55,000,000.00	55,000,000.00	0.00	55,000,000.00
57696	Maturity	06367DAU9	BMOCHG 5.870	100.00000	06/21/2024	06/21/2024	100,000,000.00	100,000,000.00	0.00	100,000,000.00
47392	Maturity	3133ENZS2	FFCB 3.100 06/28/2024	100.00000	06/28/2024	06/28/2024	25,000,000.00	25,000,000.00	0.00	25,000,000.00
47393	Maturity	3133ENZS2	FFCB 3.100 06/28/2024	100.00000	06/28/2024	06/28/2024	50,000,000.00	50,000,000.00	0.00	50,000,000.00
47394	Maturity	3133ENZS2	FFCB 3.100 06/28/2024	100.00000	06/28/2024	06/28/2024	25,000,000.00	25,000,000.00	0.00	25,000,000.00
57698	Maturity	78015JXW2	RY 5.890 06/28/2024	100.00000	06/28/2024	06/28/2024	50,000,000.00	50,000,000.00	0.00	50,000,000.00
			Activity Total				2,311,645,000.00	2,311,645,000.00	0.00	2,311,645,000.00

Interest Received Pooled Fund

For month ended June 30, 2024							
Accounting ID	Transaction Type	Cusip	Description	Date Posted	Interest Received	Purchased Interest Adjustment	Net Interest
57808	Interest Income	PPG1KB100	BKSANF 5.440 06/03/2024	06/03/2024	275,022.23		275,022.23
57811	Interest Income	78015JHT7	RY 5.530 06/03/2024	06/03/2024	1,640,566.68		1,640,566.68
46327	Interest Income	3133ELCP7	FFCB 1.625 12/03/2024	06/03/2024	203,125.00		203,125.00
57697	Interest Income	89115BNG1	TDNY 5.850 06/05/2024	06/05/2024	2,795,000.00		2,795,000.00
57675	Interest Income	3130AWER7	FHLB 4.625 06/06/2025	06/06/2024	578,125.00		578,125.00
57676	Interest Income	3130AWER7	FHLB 4.625 06/06/2025	06/06/2024	346,875.00		346,875.00
57677	Interest Income	3130AWER7	FHLB 4.625 06/06/2025	06/06/2024	1,202,500.00		1,202,500.00
57678	Interest Income	3130AWER7	FHLB 4.625 06/06/2025	06/06/2024	231,250.00		231,250.00
57704	Interest Income	06367DBJ3	BMOCHG 5.890 06/07/2024	06/07/2024	2,666,861.10		2,666,861.10
47230	Interest Income	3133ENGO7	FFCB 0.920 12/09/2024	06/10/2024	230,000.00		230,000.00
47231	Interest Income	3133ENGO7	FFCB 0.920 12/09/2024	06/10/2024	230,000.00		230,000.00
47379	Interest Income	3133ENYH7	FFCB 2.625 06/10/2024	06/10/2024	1,312,500.00		1,312,500.00
57937	Interest Income	3130AX4E5	FHLB 4.500 06/11/2027	06/11/2024	247,500.00	209,000.00	38,500.00
47409	Interest Income	3130ASGU7	FHLB 3.500 06/11/2027	06/11/2024	216,562.50		216,562.50
47410	Interest Income	3130ASGU7	FHLB 3.500 06/11/2027	06/11/2024	175,000.00		175,000.00
47411	Interest Income	3130ASGU7	FHLB 3.500 06/11/2027	06/11/2024	380,187.50		380,187.50
57665	Interest Income	3130AVWS7	FHLB 3.750 06/12/2026	06/12/2024	375,000.00		375,000.00
57671	Interest Income	3130AWAH3	FHLB 4.000 06/12/2026	06/12/2024	300,000.00		300,000.00
57672	Interest Income	3130AWAH3	FHLB 4.000 06/12/2026	06/12/2024	200,000.00		200,000.00
57701	Interest Income	3130AWLZ1	FHLB 4.750 06/12/2026	06/12/2024	1,187,500.00		1,187,500.00
57657	Interest Income	3130AVWS7	FHLB 3.750 06/12/2026	06/12/2024	319,593.75		319,593.75
57666	Interest Income	3130ATST5	FHLB 4.375 06/13/2025	06/13/2024	525,000.00		525,000.00
57708	Interest Income	3130AWLY4	FHLB 5.125 06/13/2025	06/13/2024	1,233,843.75		1,233,843.75
57709	Interest Income	3130AWLY4	FHLB 5.125 06/13/2025	06/13/2024	276,750.00		276,750.00
47381	Interest Income	3133ENYQ7	FFCB 2.950 06/13/2025	06/13/2024	737,500.00		737,500.00
47425	Interest Income	3130ASG86	FHLB 3.375 06/13/2025	06/13/2024	214,312.50		214,312.50
47426	Interest Income	3130ASG86	FHLB 3.375 06/13/2025	06/13/2024	201,487.50		201,487.50
57539	Interest Income	3133EN4B3	FFCB 4.250 06/13/2025	06/13/2024	318,750.00		318,750.00
57540	Interest Income	3133EN4B3	FFCB 4.250 06/13/2025	06/13/2024	318,750.00		318,750.00
57541	Interest Income	3133EN4B3	FFCB 4.250 06/13/2025	06/13/2024	318,750.00		318,750.00
57650	Interest Income	3130ATST5	FHLB 4.375 06/13/2025	06/13/2024	218,750.00		218,750.00
57655	Interest Income	3130ATST5	FHLB 4.375 06/13/2025	06/13/2024	216,890.63		216,890.63
57656	Interest Income	3130ATST5	FHLB 4.375 06/13/2025	06/13/2024	557,812.50		557,812.50
57658	Interest Income	3130ATST5	FHLB 4.375 06/13/2025	06/13/2024	65,625.00		65,625.00
57659	Interest Income	3130ATST5	FHLB 4.375 06/13/2025	06/13/2024	218,750.00		218,750.00
47322	Interest Income	45906M3B5	IBRD 1.980 06/14/2024	06/14/2024	990,000.00		990,000.00
47369	Interest Income	3130A1XJ2	FHLB 2.875 06/14/2024	06/14/2024	366,562.50		366,562.50
47371	Interest Income	3130A1XJ2	FHLB 2.875 06/14/2024	06/14/2024	718,750.00		718,750.00
47373	Interest Income	3130A1XJ2	FHLB 2.875 06/14/2024	06/14/2024	258,462.50		258,462.50
47374	Interest Income	3130A1XJ2	FHLB 2.875 06/14/2024	06/14/2024	229,353.13		229,353.13
47413	Interest Income	3130ASHK8	FHLB 3.125 06/14/2024	06/14/2024	437,500.00		437,500.00
47414	Interest Income	3130ASHK8	FHLB 3.125 06/14/2024	06/14/2024	440,781.25		440,781.25
57679	Interest Income	3133EPMU6	FFCB 4.250 06/15/2026	06/17/2024	637,500.00		637,500.00
57680	Interest Income	3133EPMU6	FFCB 4.250 06/15/2026	06/17/2024	425,000.00		425,000.00
57681	Interest Income	3133EPMV4	FFCB 4.125 06/15/2027	06/17/2024	596,887.50		596,887.50
57683	Interest Income	3133EPMU6	FFCB 4.250 06/15/2026	06/17/2024	524,875.00		524,875.00
57822	Interest Income	PPG2JA6N9	BRIDGE 5.360 06/17/2024	06/17/2024	269,551.84		269,551.84
47239	Interest Income	3135G04Z3	FNMA 0.500 06/17/2025	06/17/2024	25,000.00		25,000.00
47241	Interest Income	3135G04Z3	FNMA 0.500 06/17/2025	06/17/2024	11,637.50		11,637.50
47263	Interest Income	3133ENHM5	FFCB 1.170 12/16/2025	06/17/2024	263,250.00		263,250.00
47264	Interest Income	3133ENHM5	FFCB 1.170 12/16/2025	06/17/2024	292,500.00		292,500.00
47383	Interest Income	3133ENYX2	FFCB 3.250 06/17/2024	06/17/2024	812,500.00		812,500.00
47384	Interest Income	3133ENYX2	FFCB 3.250 06/17/2024	06/17/2024	406,250.00		406,250.00
47388	Interest Income	3133ENYX2	FFCB 3.250 06/17/2024	06/17/2024	406,250.00		406,250.00

Interest Received Pooled Fund

Accounting ID	Transaction Type	Cusip	Description	Date Posted	Interest Received	Purchased Interest Adjustment	Net Interest
57542	Interest Income	3133EN4N7	FFCB 4.250 12/20/2024	06/20/2024	531,250.00		531,250.00
57543	Interest Income	3133EN4N7	FFCB 4.250 12/20/2024	06/20/2024	212,500.00		212,500.00
57544	Interest Income	3133EN4N7	FFCB 4.250 12/20/2024	06/20/2024	531,250.00		531,250.00
57696	Interest Income	06367DAU9	BMOCHG 5.870 06/21/2024	06/21/2024	5,870,000.00		5,870,000.00
57686	Interest Income	3133EPNG6	FFCB 4.375 06/23/2026	06/24/2024	1,093,750.00		1,093,750.00
57687	Interest Income	3133EPNG6	FFCB 4.375 06/23/2026	06/24/2024	546,875.00		546,875.00
57688	Interest Income	3133EPNG6	FFCB 4.375 06/23/2026	06/24/2024	546,875.00		546,875.00
57698	Interest Income	78015JXW2	RY 5.890 06/28/2024	06/28/2024	2,994,083.35		2,994,083.35
47392	Interest Income	3133ENZS2	FFCB 3.100 06/28/2024	06/28/2024	387,500.00		387,500.00
47393	Interest Income	3133ENZS2	FFCB 3.100 06/28/2024	06/28/2024	775,000.00		775,000.00
47394	Interest Income	3133ENZS2	FFCB 3.100 06/28/2024	06/28/2024	387,500.00		387,500.00
47402	Interest Income	3133ENZK9	FFCB 3.240 06/28/2027	06/28/2024	451,413.00		451,413.00
Activity Total					42,976,748.21	209,000.00	42,767,748.21

Money Market / Secured Bank Deposit Activity

Pooled Fund

For month ended June 30, 2024				
Accounting ID	Description	Activity Date	Transaction Type	Transaction Amount
09248U718	BlackRock Liquidity Funds T-Fund	06/03/2024	Interest Received	58,591.92
	Activity Total			58,591.92
31607A703	Fidelity Govt Portfolio	06/28/2024	Interest Received	3,308,012.81
	Activity Total			3,308,012.81
608919718	Federated Hermes Govt Obligations	06/03/2024	Withdrawal	(96,000,000.00)
608919718	Federated Hermes Govt Obligations	06/04/2024	Deposit	40,000,000.00
608919718	Federated Hermes Govt Obligations	06/06/2024	Deposit	12,000,000.00
608919718	Federated Hermes Govt Obligations	06/07/2024	Deposit	12,000,000.00
608919718	Federated Hermes Govt Obligations	06/10/2024	Deposit	100,000,000.00
608919718	Federated Hermes Govt Obligations	06/18/2024	Deposit	30,000,000.00
608919718	Federated Hermes Govt Obligations	06/28/2024	Interest Received	3,022,134.95
	Activity Total			101,022,134.95
262006208	Dreyfus Government Cash Management	06/28/2024	Interest Received	53,953.38
	Activity Total			53,953.38
85749T517	State Street Institutional U.S. Govt MMF	06/03/2024	Withdrawal	(150,000,000.00)
85749T517	State Street Institutional U.S. Govt MMF	06/04/2024	Deposit	26,000,000.00
85749T517	State Street Institutional U.S. Govt MMF	06/05/2024	Withdrawal	(25,000,000.00)
85749T517	State Street Institutional U.S. Govt MMF	06/10/2024	Deposit	144,000,000.00
85749T517	State Street Institutional U.S. Govt MMF	06/11/2024	Withdrawal	(20,000,000.00)
85749T517	State Street Institutional U.S. Govt MMF	06/12/2024	Withdrawal	(25,000,000.00)
85749T517	State Street Institutional U.S. Govt MMF	06/13/2024	Deposit	49,000,000.00
85749T517	State Street Institutional U.S. Govt MMF	06/14/2024	Deposit	47,000,000.00
85749T517	State Street Institutional U.S. Govt MMF	06/17/2024	Withdrawal	(100,000,000.00)
85749T517	State Street Institutional U.S. Govt MMF	06/18/2024	Deposit	96,000,000.00
85749T517	State Street Institutional U.S. Govt MMF	06/20/2024	Withdrawal	(76,000,000.00)
85749T517	State Street Institutional U.S. Govt MMF	06/21/2024	Deposit	100,000,000.00
85749T517	State Street Institutional U.S. Govt MMF	06/24/2024	Deposit	53,000,000.00
85749T517	State Street Institutional U.S. Govt MMF	06/25/2024	Withdrawal	(40,000,000.00)
85749T517	State Street Institutional U.S. Govt MMF	06/26/2024	Deposit	20,000,000.00
85749T517	State Street Institutional U.S. Govt MMF	06/27/2024	Deposit	15,000,000.00
85749T517	State Street Institutional U.S. Govt MMF	06/28/2024	Deposit	95,000,000.00
85749T517	State Street Institutional U.S. Govt MMF	06/28/2024	Interest Received	1,431,414.57
	Activity Total			210,431,414.57
61747C319	Morgan Stanley Institutional Liquidity	06/28/2024	Interest Received	259,535.15
	Activity Total			259,535.15
0660P0999	Bank of America TTX INV Deposit Acct	06/18/2024	Deposit	100,000,000.00
0660P0999	Bank of America TTX INV Deposit Acct	06/28/2024	Interest Received	190,027.32
	Activity Total			100,190,027.32