



# Memorandum

## AGENDA ITEM 6

**DATE:** February 21, 2025  
**TO:** Transportation Authority Board  
**FROM:** Cynthia Fong - Deputy Director for Finance and Administration  
**SUBJECT:** 03/25/25 Board Meeting: Internal Accounting Report, Investment Report, and Debt Expenditure Report for the Six Months Ending December 31, 2024

<p><b>RECOMMENDATION</b>   <input checked="" type="checkbox"/> Information   <input type="checkbox"/> Action</p> <p>None. This is an information item.</p> <p><b>SUMMARY</b></p> <p>The purpose of this memorandum is to provide the quarterly internal accounting report, investment report, and debt expenditure report for the Fiscal Year (FY) 2024/25 period ending December 31, 2024.</p>	<p><input type="checkbox"/> Fund Allocation</p> <p><input type="checkbox"/> Fund Programming</p> <p><input type="checkbox"/> Policy/Legislation</p> <p><input type="checkbox"/> Plan/Study</p> <p><input type="checkbox"/> Capital Project Oversight/Delivery</p> <p><input checked="" type="checkbox"/> Budget/Finance</p> <p><input type="checkbox"/> Contract/Agreement</p> <p><input type="checkbox"/> Other: _____</p>
---	---

## BACKGROUND

Our Fiscal Policy (Resolution 24-48) establishes an annual audit requirement and directs staff to report to the Board the agency’s actual expenditures in comparison to the approved budget, on at least a quarterly basis. The Investment Policy (Resolution 24-48) directs a review of portfolio compliance with the Investment Policy in conjunction with, and in the context of, the quarterly expenditure and budgetary report.

**Internal Accounting Report.** Using the format of our annual financial statements for governmental funds, the Internal Accounting Report includes a “Balance Sheet” (Attachment 1) and a “Statement of Revenues, Expenditures, and Changes in Fund Balances, with Budget Comparison” (Attachment 2). In Attachment 2, the last two columns show the prorated adopted budget values and the variance of revenues and expenditures as compared to the prorated adopted budget. For the six months



ending December 31, 2024, the numbers in the prorated adopted budget column are one-half of the total adopted budget for FY 2024/25, including the Treasure Island Mobility Management Agency. Although sales tax, vehicle registration fee, and Traffic Congestion Mitigation Tax (TNC Tax) Program revenue estimates are included, the Internal Accounting Report does not include: the Governmental Accounting Standards Board Statement Number 34 adjustments, and the other accruals that are done at fiscal year-end. The Balance Sheet values, as of December 31, 2024, are used as the basis for the Investment Policy compliance review.

**Investment Report.** Our investment policies and practices are subject to, and limited by, applicable provisions of state law and prudent money management principles. All investable funds are invested in accordance with the Investment Policy and applicable provisions of California Government Code, *Section 53600 et seq.* Any investment of bond proceeds will be further restricted by the provisions of relevant bond documents.

We observe the “Prudent Investor” standard, as stated in California Government Code, *Section 53600.3*, applied in the context of managing an overall portfolio. Investments are to be made with care, skill, prudence, and diligence, taking into account the prevailing circumstances, including, but not limited to, general economic conditions, our anticipated needs, and other relevant factors that a prudent person of a like character and purpose, acting in a fiduciary capacity and familiar with those matters, would use in the stewardship of funds.

The primary objectives for the investment activities, in order of priority, are:

- 1) **Safety.** Safety of the principal is the foremost objective of the investment program. Investments will be undertaken in a manner that seeks to ensure preservation of the principal of the funds under its control.
- 2) **Liquidity.** The investment portfolio will remain sufficiently liquid to enable us to meet its reasonably anticipated cash flow requirements.
- 3) **Return on Investment.** The investment portfolio will be managed with the objective of attaining a market rate of return throughout budgetary and economic cycles, commensurate with the investment risk parameters and the cash flow characteristics of the portfolio.

Permitted investment instruments are specifically listed in the Investment Policy and include the San Francisco City and County Treasury Pool (Treasury Pool), certificates of deposit, and money market funds.



**Balance Sheet Analysis.** Attachment 1 presents assets, liabilities, and fund balances, as of December 31, 2024. Cash, deposits, and investments total to \$55.2 million. Other assets total to \$78.9 million, which mainly includes, \$16.6 million sales tax receivable, and \$36.7 million of the program receivables. Liabilities total \$293.4 million, as of December 31, 2024, and mainly includes \$19.8 million in accounts payable, \$42.4 million in accounts payable to the City and County of San Francisco and \$193.0 million in sales tax revenue bond and premium amounts (Series 2017).

There is \$178.9 million in total fund deficit, which is largely the result of how multi-year programming commitments are accounted for. Future sales tax revenues and grant reimbursements collected will fully fund this difference. This amount included \$44.0 million in restricted fund balance and \$223.0 million in unassigned fund deficit. The unassigned fund deficit reflects grant-funded capital projects that are scheduled to be implemented over the course of several fiscal years. The commitments are multi-year commitments and funded with non-current (future) revenues. In addition, we do not hold nor retain title for the projects constructed or for the vehicles and system improvements purchased with sales tax funds, which can result in a negative position.

**Statement of Revenues, Expenditures, and Changes in Fund Balances Analysis.**

Attachment 2 compares the prorated budget to actual levels for revenues and expenditures for the first six months (two quarters) of the fiscal year. We earned \$95.3 million in revenues, including \$50.5 million in sales tax revenues, \$2.3 million in vehicle registration fee, \$4.5 million in traffic congestion mitigation tax, and \$37.3 million in total program revenues for the six months ending December 31, 2024. Total revenue was lower than the prorated budget estimates by \$1.4 million. Federal program revenue surpassed the prorated budget by \$6.7 million, while regional and other program revenues were under the prorated budget by \$4.5 million. The variance in federal program revenues is mainly related to the collection of prior year reimbursements that were not collected within the revenue recognition period for the Yerba Buena Island (YBI) Westside Bridges project. Regional and other program revenues were lower than the prorated budget estimates due a delayed start of construction activities for the YBI Pier E-2 Parking Lot and Torpedo Building Retrofit projects, which were contingent upon securing additional funding from the Bay Area Toll Authority (executed funding amendment in February 2025). Construction activities will commence in March 2025.

As of December 31, 2024, we incurred \$75.6 million of expenditures, including \$13.4 million in debt principal payment and service cost for the sales tax revenue bond;



\$6.1 million for personnel and non-personnel expenditures; and \$56.2 million of capital project costs. Total expenditures were lower than the prorated budgetary estimates by \$56.2 million. This amount mainly includes a net favorable variance of \$733 thousand for personnel and non-personnel expenditures, and a favorable variance of \$58 million in capital project costs. The net favorable variance of \$733 thousand in personnel and non-personnel expenditures were mainly due to three staff vacancies and audit, training, equipment, and software maintenance cost anticipated to incur in the last half of the fiscal year. The favorable variance of \$58 million in capital project costs mainly due to costs (reimbursement requests) from project sponsors that have been incurred but not yet received. The net non-favorable variance of \$2.5 million in debt service costs is due to timing of bond principal and interest payments and earlier start of withholding the necessary amounts for the bi-annual payment made in February and due to costs related to the revolving (loan) agreement as we have began borrowing funds in November 2024. Similar to prior years, we anticipate a higher amount of reimbursement requests and expenditures in the next quarter. The variance is also related to the YBI Westside Bridges project, in which the contractor had a slower start than anticipated. Several subcontractors mobilized later than planned. However, the overall construction is still on schedule to be completed by December 2026. Updates to project expenditures will be reflected in the FY 2024/25 mid-year budget amendment.

**Investment Compliance.** As of December 31, 2024, approximately 61.1% of our investable assets were invested in the Treasury Pool. These investments are in compliance with both the California Government Code and the adopted Investment Policy and provide sufficient liquidity to meet expenditure requirements for the next six months with drawdowns from the revolving credit (loan) agreement. Attachment 3 is the most recent investment report furnished by the City's Office of the Treasurer.

**Debt Expenditure Compliance.** In November 2024, the Transportation Authority entered into a 3-year Amended and Restated Revolving Credit Agreement (loan) with U.S. Bank for a total amount of \$185 million. As of December 31, 2024, the Transportation Authority has a \$22.9 million outstanding balance in the loan. As of December 31, 2024, total outstanding bond principal and premium balance is \$193 million. We made cumulative payments of \$119.8 million, including principal payment of \$68.6 million and interest payment of \$51.2 million.



### **FINANCIAL IMPACT**

None. This is an information item.

### **CAC POSITION**

None. This is an information item.

### **SUPPLEMENTAL MATERIALS**

- Attachment 1 - Balance Sheet (unaudited)
- Attachment 2 - Statement of Revenue, Expenditures, and Changes in Fund Balance with Budget Comparison (unaudited)
- Attachment 3 - Investment Report



	Special Revenue Funds						Total Governmental Funds
	Sales Tax Program	Congestion Management Agency Programs	Transportation Fund for Clean Air Program	Vehicle Registration Fee for Transportation Improvements Program	Treasure Island Mobility Management Agency	Traffic Congestion Mitigation Tax Program	
<b>ASSETS</b>							
Cash in bank	\$ 2,810,591	\$ -	\$ 783,800	\$ 17,889,872	\$ -	\$ -	\$ 21,484,263
Deposits and investments with the City Treasurer	12,190,915	-	-	-	-	21,543,471	33,734,386
Sales tax receivable	16,624,850	-	-	-	-	-	16,624,850
Vehicle registration fee receivable	-	-	-	709,777	-	-	709,777
Traffic congestion mitigation tax receivable	-	-	-	-	-	4,481,978	4,481,978
Interest receivable from the City and County of San Francisco	539,281	-	-	-	-	563,689	1,102,970
Program receivables							
Federal	-	18,305,852	-	-	115,443	-	18,421,295
State	-	11,198,309	-	-	28,904	-	11,227,213
Regional and other	-	5,926,488	406,519	-	694,833	-	7,027,840
Receivables from the City and County of San Francisco	-	3,318,232	-	-	438,442	-	3,756,674
Other receivables	443,293	-	-	-	-	-	443,293
Due from other funds	15,043,550	-	-	358	-	-	15,043,908
Prepaid costs and deposits	81,580	-	-	-	-	-	81,580
<b>Total Assets</b>	<b>\$ 47,734,060</b>	<b>\$ 38,748,881</b>	<b>\$ 1,190,319</b>	<b>\$ 18,600,007</b>	<b>\$ 1,277,622</b>	<b>\$ 26,589,138</b>	<b>\$ 134,140,027</b>
<b>LIABILITIES, DEFERRED INFLOWS OF RESOURCES, AND FUND BALANCES</b>							
<b>Liabilities</b>							
Accounts payable	\$ 11,733,663	\$ 6,185,856	\$ 46,226	\$ 692,205	\$ 26,433	\$ 1,106,760	\$ 19,791,143
Accounts payable to the City and County of San Francisco	40,185,680	-	-	1,508,715	-	704,300	42,398,695
Accrued salaries and taxes	271,103	-	-	-	-	-	271,103
Sales tax revenue bond (Series 2017)	193,012,944	-	-	-	-	-	193,012,944
Revolver Credit Loan	22,885,000	-	-	-	-	-	22,885,000
Due to other funds	-	14,463,196	9,488	-	111,811	459,413	15,043,908
<b>Total liabilities</b>	<b>268,088,390</b>	<b>20,649,052</b>	<b>55,714</b>	<b>2,200,920</b>	<b>138,244</b>	<b>2,270,473</b>	<b>293,402,793</b>
<b>Deferred Inflows of Resources</b>							
Unavailable revenues	-	18,099,829	406,519	-	1,139,378	-	19,645,726
<b>Total deferred inflows of resources</b>	<b>-</b>	<b>18,099,829</b>	<b>406,519</b>	<b>-</b>	<b>1,139,378</b>	<b>-</b>	<b>19,645,726</b>
<b>Fund Balances</b>							
Nonspendable	81,580	-	-	-	-	-	81,580
Restricted	2,359,346	-	728,086	16,617,661	-	24,318,665	44,023,758
Unassigned	(222,795,256)	-	-	(218,574)	-	-	(223,013,830)
<b>Total Fund Balances</b>	<b>(220,354,330)</b>	<b>-</b>	<b>728,086</b>	<b>16,399,087</b>	<b>-</b>	<b>24,318,665</b>	<b>(178,908,492)</b>
<b>Total Liabilities, Deferred Inflows of Resources, and Fund Balances</b>	<b>\$ 47,734,060</b>	<b>\$ 38,748,881</b>	<b>\$ 1,190,319</b>	<b>\$ 18,600,007</b>	<b>\$ 1,277,622</b>	<b>\$ 26,589,138</b>	<b>\$ 134,140,027</b>
<b>Balance sheet balances?</b>	-	-	-	-	-	-	-



	<b>Special Revenue Funds</b>						<b>Total Governmental Funds</b>	<b>Prorated Adopted Budget Fiscal Year 2024/25</b>	<b>Variance With Prorated Adopted Budget Positive (Negative)</b>
	<b>Sales Tax Program</b>	<b>Congestion Management Agency Programs</b>	<b>Transportation Fund for Clean Air Program</b>	<b>Vehicle Registration Fee for Transportation Improvements Program</b>	<b>Treasure Island Mobility Management Agency</b>	<b>Traffic Congestion Mitigation Tax Program</b>			
<b>REVENUES</b>									
Sales tax	\$ 50,483,771	\$ -	\$ -	\$ -	\$ -	\$ -	\$ 50,483,771	54,154,000	\$ (3,670,229)
Vehicle registration fee	-	-	-	2,278,446	-	-	2,278,446	2,272,754	5,692
Traffic congestion mitigation tax	-	-	-	-	-	4,481,978	4,481,978	4,250,000	231,978
Investment income	405,480	-	292	9,418	-	348,882	764,072	742,823	21,249
Program revenues									
Federal	-	23,531,589	-	-	246,619	-	23,778,208	17,042,334	6,735,874
State	-	12,274,818	-	-	11,337	-	12,286,155	12,445,757	(159,602)
Regional and other	-	1,131,127	-	-	110,436	-	1,241,563	5,756,733	(4,515,170)
<b>Total Revenues</b>	<b>50,889,251</b>	<b>36,937,534</b>	<b>292</b>	<b>2,287,864</b>	<b>368,392</b>	<b>4,830,860</b>	<b>95,314,193</b>	<b>96,664,401</b>	<b>(1,350,208)</b>
<b>EXPENDITURES</b>									
Current - transportation improvement									
Personnel expenditures	2,058,731	2,120,329	34,869	77,520	142,752	123,783	4,557,984	5,115,819	557,835
Non-personnel expenditures	1,463,481	23,661	-	473	5,417	-	1,493,032	1,668,004	174,972
Capital improvements related to infrastructure	26,884,476	26,548,928	160,288	1,054,839	22,190	1,482,379	56,153,100	114,150,919	57,997,819
Debt service									
Principal	9,856,594	-	-	-	-	-	9,856,594	7,272,500	(2,584,094)
Interest and fiscal charges	3,544,911	-	-	-	-	-	3,544,911	3,640,220	95,309
<b>Total Expenditures</b>	<b>43,808,193</b>	<b>28,692,918</b>	<b>195,157</b>	<b>1,132,832</b>	<b>170,359</b>	<b>1,606,162</b>	<b>75,605,621</b>	<b>131,847,462</b>	<b>56,241,841</b>
<b>Excess (Deficiency) of Revenues Over (Under) Expenditures</b>	<b>7,081,058</b>	<b>8,244,616</b>	<b>(194,865)</b>	<b>1,155,032</b>	<b>198,033</b>	<b>3,224,698</b>	<b>19,708,572</b>	<b>(35,183,061)</b>	<b>(57,592,049)</b>
<b>OTHER FINANCING SOURCES (USES)</b>									
Transfers in	8,442,649	-	-	-	-	-	8,442,649	8,547,730	(105,081)
Transfers out	-	(8,244,616)	-	-	(198,033)	-	(8,442,649)	(8,547,730)	105,081
Draw on revolving credit agreement	22,885,000	-	-	-	-	-	22,885,000	32,500,000	(9,615,000)
<b>Total Other Financing Sources (Uses)</b>	<b>31,327,649</b>	<b>(8,244,616)</b>	<b>-</b>	<b>-</b>	<b>(198,033)</b>	<b>-</b>	<b>22,885,000</b>	<b>32,500,000</b>	<b>(9,615,000)</b>
<b>NET CHANGE IN FUND BALANCES</b>	<b>38,408,707</b>	<b>-</b>	<b>(194,865)</b>	<b>1,155,032</b>	<b>-</b>	<b>3,224,698</b>	<b>42,593,572</b>	<b>(5,604,120)</b>	<b>(5,604,120)</b>
<b>Fund Balances - Beginning</b>	<b>(42,865,093)</b>	<b>-</b>	<b>922,951</b>	<b>15,244,055</b>	<b>-</b>	<b>21,093,967</b>	<b>(5,604,120)</b>	<b>(5,604,120)</b>	<b>(5,604,120)</b>
Sales tax revenue bond (Series 2017)	(193,012,944)	-	-	-	-	-	(193,012,944)	-	-
Revolver Credit Loan	(22,885,000)	-	-	-	-	-	(22,885,000)	-	-
<b>Fund Balances - Ending</b>	<b>\$ (220,354,330)</b>	<b>\$ -</b>	<b>\$ 728,086</b>	<b>\$ 16,399,087</b>	<b>\$ -</b>	<b>\$ 24,318,665</b>	<b>\$ (178,908,492)</b>	<b>\$ (178,908,492)</b>	<b>\$ (178,908,492)</b>

# ATTACHMENT 3



## Treasurer & Tax Collector CITY AND COUNTY OF SAN FRANCISCO

José Cisneros  
TREASURER

Investment Report for the month of December 2024

January 15, 2025

**The Honorable Daniel L. Lurie**  
Mayor of San Francisco  
City Hall, Room 200  
1 Dr. Carlton B. Goodlett Place  
San Francisco, CA 94102-4638

**The Honorable Board of Supervisors**  
City and County of San Francisco  
City Hall, Room 244  
1 Dr. Carlton B. Goodlett Place  
San Francisco, CA 94102-4638

Colleagues,

In accordance with the provisions of California State Government Code, Section 53646, we forward this report detailing the City's pooled fund portfolio as of December 31, 2024. These investments provide sufficient liquidity to meet expenditure requirements for the next six months and are in compliance with our statement of investment policy and California Code.

This correspondence and its attachments show the investment activity for the month of December 2024 for the portfolios under the Treasurer's management. All pricing and valuation data is obtained from Interactive Data Corporation.

### CCSF Pooled Fund Investment Earnings Statistics \*

<i>(in \$ million)</i>	Current Month		Prior Month	
	Fiscal YTD	December 2024	Fiscal YTD	November 2024
Average Daily Balance	\$ 16,082	\$ 16,945	\$ 15,907	\$ 16,083
Net Earnings	293.70	51.61	242.09	47.29
Earned Income Return	3.62%	3.59%	3.63%	3.58%

### CCSF Pooled Fund Statistics \*

<i>(in \$ million)</i>	% of Portfolio	Book Value	Market Value	Wtd. Avg. Coupon	Wtd. Avg. YTM	WAM
U.S. Treasuries	23.62%	\$ 4,040.0	\$ 3,954.2	2.00%	2.23%	715
Federal Agencies	41.35%	6,983.7	6,921.2	3.64%	3.68%	766
Public Time Deposits	0.36%	60.0	60.0	4.73%	4.73%	89
Negotiable CDs	12.39%	2,073.0	2,073.6	4.70%	4.70%	174
Commercial Paper	7.64%	1,278.5	1,279.0	0.00%	4.87%	93
Medium Term Notes	0.74%	123.9	123.1	3.74%	4.09%	673
Money Market Funds	10.83%	1,812.5	1,812.5	4.40%	4.40%	1
Supranationals	2.47%	416.1	413.1	2.57%	2.65%	441
Secured Bank Deposit	0.61%	102.7	102.7	4.35%	4.35%	1
<b>Totals</b>	<b>100.0%</b>	<b>\$ 16,890.4</b>	<b>\$ 16,739.5</b>	<b>3.17%</b>	<b>3.62%</b>	<b>532</b>

In the remainder of this report, we provide additional information and analytics at the security-level and portfolio-level, as recommended by the California Debt and Investment Advisory Commission.

Respectfully,

**José Cisneros**  
Treasurer

cc: Treasury Oversight Committee: Aimee Brown, Kevin Kone, Brenda Kwee McNulty  
Greg Wagner - Controller, Office of the Controller  
Mark de la Rosa - Director of Audits, Office of the Controller  
Mayor's Office of Public Policy and Finance  
San Francisco County Transportation Authority  
San Francisco Public Library  
San Francisco Health Service System



# Portfolio Summary

## Pooled Fund

As of December 31, 2024

<i>(in \$ million)</i>							
<b>Security Type</b>	<b>Par Value</b>	<b>Book Value</b>	<b>Market Value</b>	<b>Market/Book Price</b>	<b>Current % Allocation</b>	<b>Max. Policy Allocation</b>	<b>Compliant?</b>
U.S. Treasuries	\$ 4,054.0	\$ 4,040.0	\$ 3,954.2	97.88	23.92%	100%	Yes
Federal Agencies	6,988.5	6,983.7	6,921.2	99.10	41.35%	100%	Yes
State & Local Government							
Agency Obligations	-	-	-	-	0.00%	20%	Yes
Public Time Deposits	60.0	60.0	60.0	100.00	0.36%	100%	Yes
Negotiable CDs	2,073.0	2,073.0	2,073.6	100.03	12.27%	30%	Yes
Bankers Acceptances	-	-	-	-	0.00%	40%	Yes
Commercial Paper	1,294.0	1,278.5	1,279.0	100.04	7.57%	25%	Yes
Medium Term Notes	124.6	123.9	123.1	99.35	0.73%	30%	Yes
Repurchase Agreements	-	-	-	-	0.00%	10%	Yes
Reverse Repurchase/ Securities Lending Agreements	-	-	-	-	0.00%	\$75mm	Yes
Money Market Funds - Government	1,812.5	1,812.5	1,812.5	100.00	10.73%	20%	Yes
LAIF	-	-	-	-	0.00%	\$50mm	Yes
Supranationals	417.0	416.1	413.1	99.29	2.46%	30%	Yes
Secured Bank Deposit	102.7	102.7	102.7	100.00	0.61%	N/A	Yes
<b>TOTAL</b>	<b>\$ 16,926.4</b>	<b>\$ 16,890.4</b>	<b>\$ 16,739.5</b>	<b>99.11</b>	<b>100.00%</b>	<b>-</b>	<b>Yes</b>

The City and County of San Francisco uses the following methodology to determine compliance: Compliance is pre-trade and calculated on a book value basis of the overall portfolio value. Cash balances are included in the City's compliance calculations.

Please note the information in this report does not include cash balances. Due to fluctuations in the market value of the securities held in the Pooled Fund and changes in the City's cash position, the allocation limits may be exceeded on a post-trade compliance basis. In these instances, no compliance violation has occurred, as the policy limits were not exceeded prior to trade execution. The full Investment Policy can be found at <https://sftreasurer.org/banking-investments/investments>

Totals may not add due to rounding.

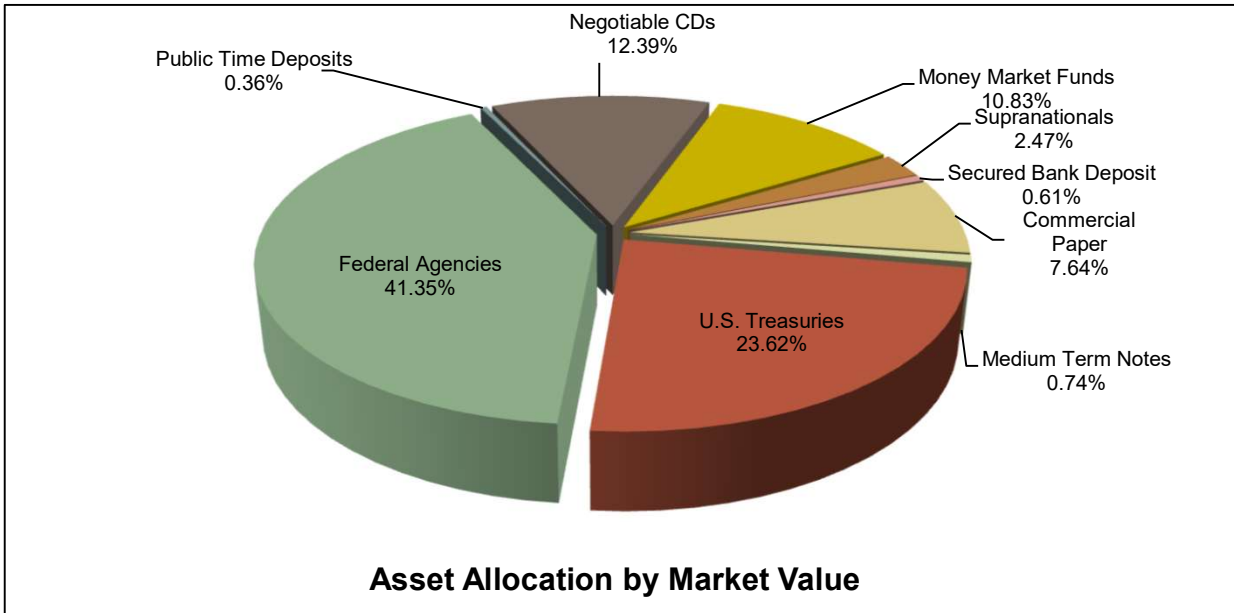
# City and County of San Francisco

## Pooled Fund Portfolio Statistics

For the month ended December 31, 2024

Average Daily Balance	\$16,944,682,995
Net Earnings	\$51,606,439
Earned Income Return	3.59%
Weighted Average Maturity	532 days

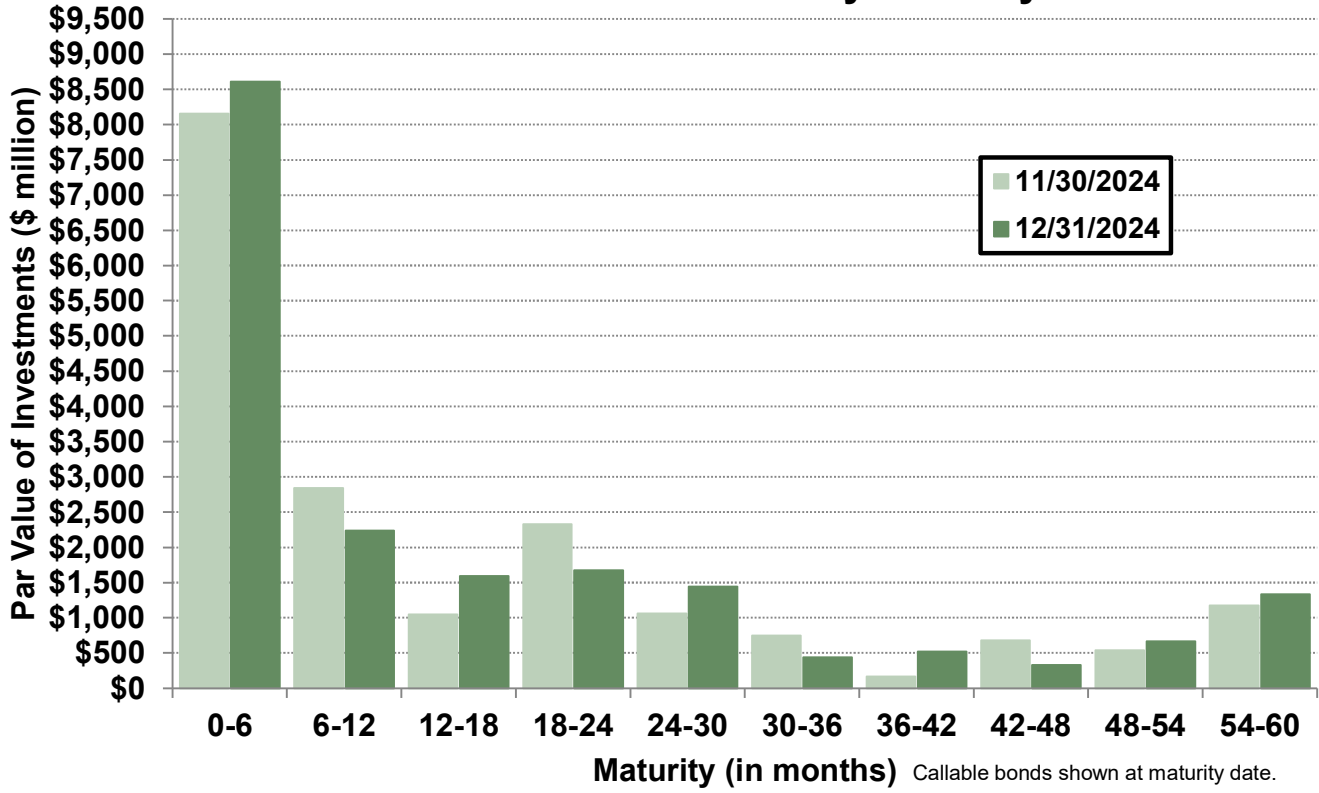
Investment Type	(\$ million)	Par Value	Book Value	Market Value
U.S. Treasuries		\$ 4,054.0	\$ 4,040.0	\$ 3,954.2
Federal Agencies		6,988.5	6,983.7	6,921.2
Public Time Deposits		60.0	60.0	60.0
Negotiable CDs		2,073.0	2,073.0	2,073.6
Commercial Paper		1,294.0	1,278.5	1,279.0
Medium Term Notes		124.6	123.9	123.1
Money Market Funds		1,812.5	1,812.5	1,812.5
Supranationals		417.0	416.1	413.1
Secured Bank Deposit		102.7	102.7	102.7
<b>Total</b>		<b>\$ 16,926.4</b>	<b>\$ 16,890.4</b>	<b>\$ 16,739.5</b>



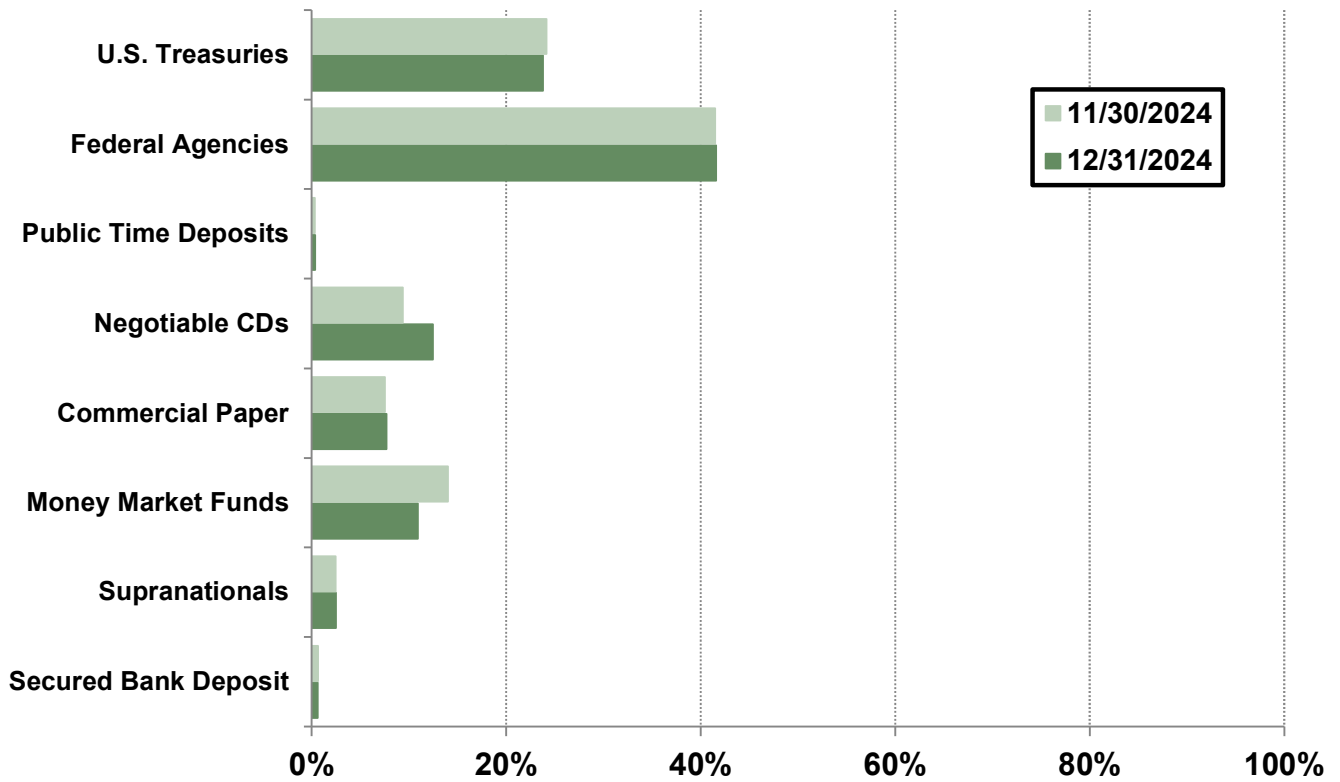
# Portfolio Analysis

## Pooled Fund

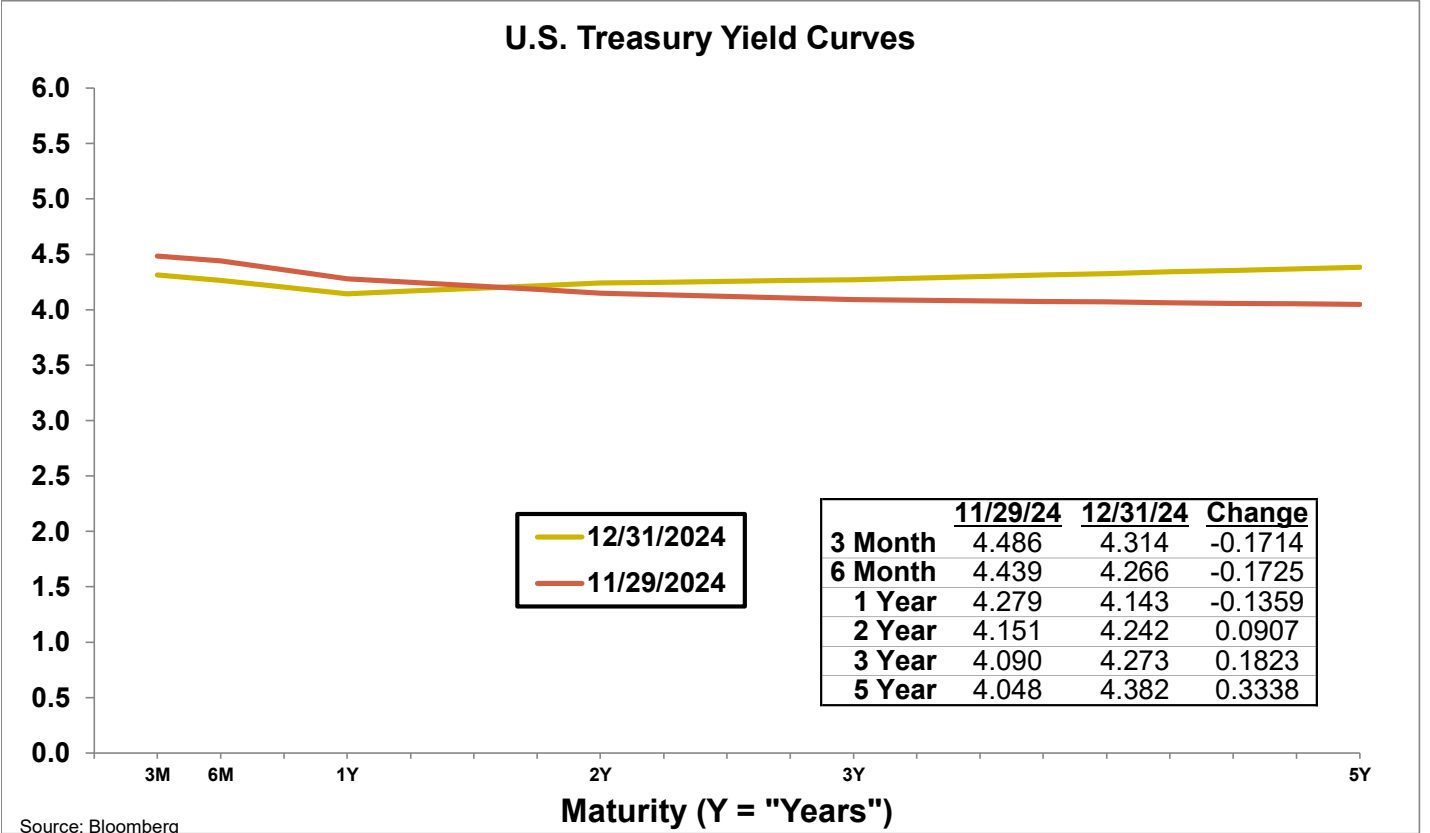
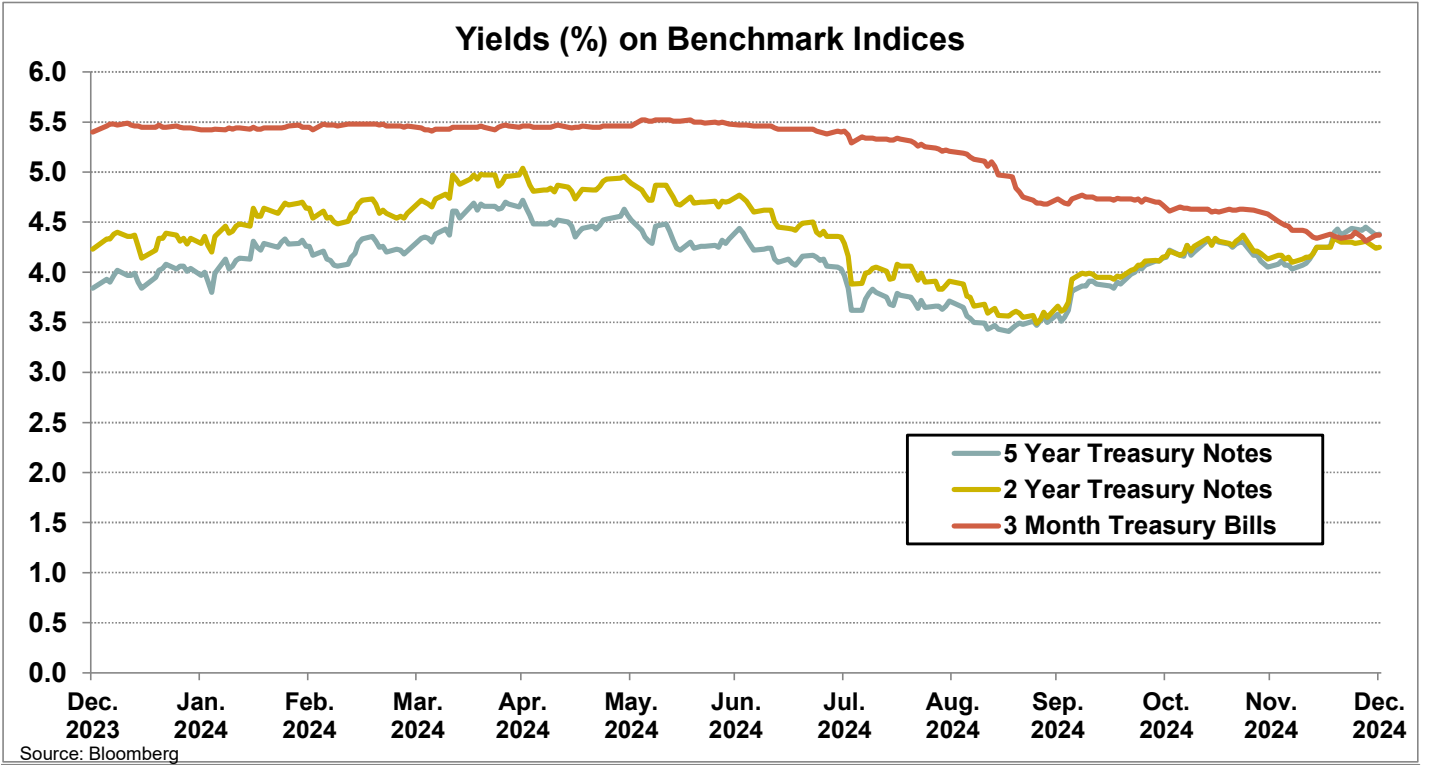
### Par Value of Investments by Maturity



### Asset Allocation by Market Value



# Yield Curves



# Investment Inventory

## Pooled Fund

As of December 31, 2024

Type of Investment	CUSIP	Issuer Name	Maturity		Coupon	Par Value	Original Cost	Amortized	
			Settle Date	Date				Book Value	Market Value
U.S. Treasuries	912797MX2	U.S. Treasury Bill	9/19/2024	1/14/2025	0.00	\$ 68,000,000	\$ 66,966,162	\$ 67,885,129	\$ 67,891,166
U.S. Treasuries	912828Z52	U.S. Treasury Note	3/30/2021	1/31/2025	1.38	50,000,000	51,515,625	50,032,408	49,894,530
U.S. Treasuries	912828Z52	U.S. Treasury Note	4/15/2021	1/31/2025	1.38	50,000,000	51,507,813	50,032,613	49,894,530
U.S. Treasuries	912828ZC7	U.S. Treasury Note	3/15/2021	2/28/2025	1.13	50,000,000	51,011,719	50,040,581	49,748,045
U.S. Treasuries	912828ZC7	U.S. Treasury Note	3/31/2021	2/28/2025	1.13	50,000,000	50,998,047	50,040,480	49,748,045
U.S. Treasuries	912828ZF0	U.S. Treasury Note	4/15/2021	3/31/2025	0.50	50,000,000	49,779,297	49,986,416	49,558,595
U.S. Treasuries	912828ZF0	U.S. Treasury Note	4/19/2021	3/31/2025	0.50	50,000,000	49,839,844	49,990,115	49,558,595
U.S. Treasuries	912828ZL7	U.S. Treasury Note	5/18/2021	4/30/2025	0.38	50,000,000	49,615,234	49,968,270	49,375,000
U.S. Treasuries	912828XB1	U.S. Treasury Note	9/2/2021	5/15/2025	2.13	50,000,000	52,849,609	50,282,641	49,607,420
U.S. Treasuries	912828ZW3	U.S. Treasury Note	3/8/2021	6/30/2025	0.25	50,000,000	49,140,625	49,901,786	49,039,065
U.S. Treasuries	912828ZW3	U.S. Treasury Note	3/9/2021	6/30/2025	0.25	50,000,000	49,042,969	49,890,556	49,039,065
U.S. Treasuries	912828ZW3	U.S. Treasury Note	5/12/2021	6/30/2025	0.25	50,000,000	49,281,250	49,914,321	49,039,065
U.S. Treasuries	912828ZW3	U.S. Treasury Note	5/13/2021	6/30/2025	0.25	50,000,000	49,183,594	49,902,616	49,039,065
U.S. Treasuries	912828ZW3	U.S. Treasury Note	5/18/2021	6/30/2025	0.25	50,000,000	49,253,906	49,910,707	49,039,065
U.S. Treasuries	912828ZW3	U.S. Treasury Note	7/12/2021	6/30/2025	0.25	50,000,000	49,310,547	49,914,354	49,039,065
U.S. Treasuries	912828ZW3	U.S. Treasury Note	8/5/2021	6/30/2025	0.25	50,000,000	49,500,000	49,936,842	49,039,065
U.S. Treasuries	912828ZW3	U.S. Treasury Note	8/6/2021	6/30/2025	0.25	50,000,000	49,406,250	49,924,947	49,039,065
U.S. Treasuries	912828ZW3	U.S. Treasury Note	12/7/2021	6/30/2025	0.25	50,000,000	48,628,906	49,810,302	49,039,065
U.S. Treasuries	91282CHL8	U.S. Treasury Note	2/6/2024	6/30/2025	4.63	50,000,000	49,976,563	49,991,728	50,128,905
U.S. Treasuries	91282CAB7	U.S. Treasury Note	8/5/2021	7/31/2025	0.25	50,000,000	49,458,984	49,921,597	48,867,190
U.S. Treasuries	91282CAB7	U.S. Treasury Note	8/6/2021	7/31/2025	0.25	50,000,000	49,363,281	49,907,665	48,867,190
U.S. Treasuries	91282CFK2	U.S. Treasury Note	10/7/2022	9/15/2025	3.50	50,000,000	48,968,750	49,753,230	49,742,190
U.S. Treasuries	91282CAM3	U.S. Treasury Note	5/12/2021	9/30/2025	0.25	50,000,000	49,109,375	49,848,783	48,535,155
U.S. Treasuries	91282CAM3	U.S. Treasury Note	7/26/2021	9/30/2025	0.25	50,000,000	49,281,250	49,871,971	48,535,155
U.S. Treasuries	91282CAT8	U.S. Treasury Note	2/25/2021	10/31/2025	0.25	50,000,000	49,298,828	49,875,685	48,402,345
U.S. Treasuries	91282CAT8	U.S. Treasury Note	3/2/2021	10/31/2025	0.25	50,000,000	49,078,125	49,836,075	48,402,345
U.S. Treasuries	91282CAT8	U.S. Treasury Note	3/4/2021	10/31/2025	0.25	50,000,000	49,048,828	49,830,667	48,402,345
U.S. Treasuries	91282CBC4	U.S. Treasury Note	2/25/2021	12/31/2025	0.38	50,000,000	49,455,078	49,887,937	48,144,530
U.S. Treasuries	91282CBC4	U.S. Treasury Note	2/26/2021	12/31/2025	0.38	50,000,000	49,271,484	49,850,096	48,144,530
U.S. Treasuries	91282CBW0	U.S. Treasury Note	6/28/2021	4/30/2026	0.75	50,000,000	49,662,109	49,907,448	47,765,625
U.S. Treasuries	91282CBW0	U.S. Treasury Note	7/2/2021	4/30/2026	0.75	50,000,000	49,730,469	49,926,005	47,765,625
U.S. Treasuries	912828R36	U.S. Treasury Note	7/23/2021	5/15/2026	1.63	50,000,000	52,203,125	50,625,703	48,273,440
U.S. Treasuries	912828R36	U.S. Treasury Note	8/27/2021	5/15/2026	1.63	50,000,000	51,890,625	50,547,864	48,273,440
U.S. Treasuries	91282CCJ8	U.S. Treasury Note	7/2/2021	6/30/2026	0.88	50,000,000	49,931,641	49,979,575	47,582,030
U.S. Treasuries	91282CCJ8	U.S. Treasury Note	7/14/2021	6/30/2026	0.88	50,000,000	50,070,313	50,021,148	47,582,030
U.S. Treasuries	91282CCJ8	U.S. Treasury Note	7/22/2021	6/30/2026	0.88	50,000,000	50,345,703	50,104,439	47,582,030
U.S. Treasuries	91282CCJ8	U.S. Treasury Note	7/22/2021	6/30/2026	0.88	50,000,000	50,328,125	50,099,129	47,582,030
U.S. Treasuries	91282CCJ8	U.S. Treasury Note	8/6/2021	6/30/2026	0.88	50,000,000	50,406,250	50,123,760	47,582,030
U.S. Treasuries	91282CCJ8	U.S. Treasury Note	8/10/2021	6/30/2026	0.88	50,000,000	50,240,234	50,073,349	47,582,030
U.S. Treasuries	91282CCJ8	U.S. Treasury Note	9/24/2021	6/30/2026	0.88	50,000,000	49,937,500	49,980,424	47,582,030
U.S. Treasuries	91282CCJ8	U.S. Treasury Note	10/14/2021	6/30/2026	0.88	50,000,000	49,593,750	49,871,275	47,582,030
U.S. Treasuries	91282CCJ8	U.S. Treasury Note	1/4/2022	6/30/2026	0.88	50,000,000	49,027,344	49,676,375	47,582,030
U.S. Treasuries	91282CCW9	U.S. Treasury Note	9/28/2021	8/31/2026	0.75	50,000,000	49,449,219	49,814,058	47,234,375
U.S. Treasuries	91282CCZ2	U.S. Treasury Note	10/8/2021	9/30/2026	0.88	50,000,000	49,689,453	49,891,189	47,191,405
U.S. Treasuries	91282CCZ2	U.S. Treasury Note	10/8/2021	9/30/2026	0.88	50,000,000	49,671,875	49,885,030	47,191,405
U.S. Treasuries	91282CCZ2	U.S. Treasury Note	10/19/2021	9/30/2026	0.88	50,000,000	49,318,359	49,759,709	47,191,405
U.S. Treasuries	91282CDK4	U.S. Treasury Note	12/3/2021	11/30/2026	1.25	50,000,000	50,072,266	50,027,669	47,285,155
U.S. Treasuries	91282CDK4	U.S. Treasury Note	12/7/2021	11/30/2026	1.25	50,000,000	50,117,188	50,044,968	47,285,155
U.S. Treasuries	91282CDK4	U.S. Treasury Note	3/29/2022	11/30/2026	1.25	50,000,000	47,078,125	48,805,232	47,285,155

# Investment Inventory

## Pooled Fund

Type of Investment	CUSIP	Issuer Name	Maturity			Par Value	Original Cost	Amortized	
			Settle Date	Date	Coupon			Book Value	Market Value
U.S. Treasuries	91282CDQ1	U.S. Treasury Note	3/29/2022	12/31/2026	1.25	50,000,000	47,107,422	48,786,715	47,164,065
U.S. Treasuries	91282CEF4	U.S. Treasury Note	4/6/2022	3/31/2027	2.50	25,000,000	24,757,813	24,891,016	24,072,265
U.S. Treasuries	91282CKV2	U.S. Treasury Note	6/26/2024	6/15/2027	4.63	50,000,000	50,199,219	50,164,484	50,412,050
U.S. Treasuries	91282CKV2	U.S. Treasury Note	7/9/2024	6/15/2027	4.63	50,000,000	50,292,969	50,244,824	50,412,050
U.S. Treasuries	91282CKV2	U.S. Treasury Note	10/8/2024	6/15/2027	4.63	50,000,000	50,906,250	50,827,647	50,412,050
U.S. Treasuries	91282CEW7	U.S. Treasury Note	3/21/2024	6/30/2027	3.25	50,000,000	48,203,125	48,632,813	48,851,565
U.S. Treasuries	91282CEW7	U.S. Treasury Note	4/3/2024	6/30/2027	3.25	50,000,000	48,113,281	48,548,678	48,851,565
U.S. Treasuries	91282CEW7	U.S. Treasury Note	9/26/2024	6/30/2027	3.25	50,000,000	49,683,594	49,714,072	48,851,565
U.S. Treasuries	91282CLL3	U.S. Treasury Note	10/1/2024	9/15/2027	3.38	50,000,000	49,785,156	49,803,475	48,884,765
U.S. Treasuries	91282CMB4	U.S. Treasury Note	12/16/2024	12/15/2027	4.00	50,000,000	49,718,750	49,722,863	49,616,200
U.S. Treasuries	91282CMB4	U.S. Treasury Note	12/16/2024	12/15/2027	4.00	50,000,000	49,712,891	49,717,090	49,616,200
U.S. Treasuries	9128284N7	U.S. Treasury Note	4/9/2024	5/15/2028	2.88	65,000,000	61,082,227	61,780,988	62,120,702
U.S. Treasuries	91282CHK0	U.S. Treasury Note	1/5/2024	6/30/2028	4.00	50,000,000	49,974,609	49,980,221	49,507,815
U.S. Treasuries	91282CHK0	U.S. Treasury Note	1/18/2024	6/30/2028	4.00	50,000,000	49,927,734	49,943,255	49,507,815
U.S. Treasuries	91282CHK0	U.S. Treasury Note	1/18/2024	6/30/2028	4.00	50,000,000	49,904,297	49,924,851	49,507,815
U.S. Treasuries	91282CHK0	U.S. Treasury Note	2/6/2024	6/30/2028	4.00	50,000,000	49,677,734	49,743,953	49,507,815
U.S. Treasuries	91282CHK0	U.S. Treasury Note	2/27/2024	6/30/2028	4.00	50,000,000	49,298,828	49,435,523	49,507,815
U.S. Treasuries	91282CHK0	U.S. Treasury Note	5/13/2024	6/30/2028	4.00	50,000,000	48,939,453	49,103,209	49,507,815
U.S. Treasuries	91282CHX2	U.S. Treasury Note	12/12/2023	8/31/2028	4.38	50,000,000	50,115,234	50,089,434	50,066,405
U.S. Treasuries	91282CJW2	U.S. Treasury Note	10/8/2024	1/31/2029	4.00	65,000,000	65,266,602	65,252,223	64,146,875
U.S. Treasuries	9128286B1	U.S. Treasury Note	4/11/2024	2/15/2029	2.63	50,000,000	45,710,938	46,352,723	46,789,065
U.S. Treasuries	91282CKD2	U.S. Treasury Note	4/8/2024	2/28/2029	4.25	50,000,000	49,773,438	49,807,416	49,806,640
U.S. Treasuries	91282CKP5	U.S. Treasury Note	10/24/2024	4/30/2029	4.63	50,000,000	51,171,875	51,122,840	50,521,485
U.S. Treasuries	91282CKP5	U.S. Treasury Note	12/20/2024	4/30/2029	4.63	51,000,000	51,448,242	51,444,863	51,531,915
U.S. Treasuries	91282CKT7	U.S. Treasury Note	10/23/2024	5/31/2029	4.50	50,000,000	51,039,063	50,995,794	50,281,250
U.S. Treasuries	91282CLC3	U.S. Treasury Note	10/1/2024	7/31/2029	4.00	50,000,000	51,046,875	50,992,276	49,242,000
U.S. Treasuries	91282CLC3	U.S. Treasury Note	10/24/2024	7/31/2029	4.00	50,000,000	49,888,672	49,893,084	49,242,000
U.S. Treasuries	91282CLC3	U.S. Treasury Note	10/7/2024	7/31/2029	4.00	65,000,000	65,563,672	65,536,097	64,014,600
U.S. Treasuries	91282CFJ5	U.S. Treasury Note	10/1/2024	8/31/2029	3.13	50,000,000	49,041,016	49,090,167	47,394,530
U.S. Treasuries	91282CFJ5	U.S. Treasury Note	10/3/2024	8/31/2029	3.13	65,000,000	63,664,453	63,731,491	61,612,889
U.S. Treasuries	91282CLR0	U.S. Treasury Note	11/25/2024	10/31/2029	4.13	50,000,000	49,611,328	49,619,313	49,458,985
<b>Subtotals</b>					<b>2.00</b>	<b>\$ 4,054,000,000</b>	<b>\$ 4,028,532,373</b>	<b>\$ 4,039,998,261</b>	<b>\$ 3,954,200,416</b>
Federal Agencies	3133ENKS8	Federal Farm Credit Bank	1/11/2022	1/6/2025	1.13	\$ 20,000,000	\$ 19,955,000	\$ 19,999,794	\$ 19,986,200
Federal Agencies	3133ENKS8	Federal Farm Credit Bank	1/11/2022	1/6/2025	1.13	25,000,000	24,943,750	24,999,742	24,982,750
Federal Agencies	3133ENKS8	Federal Farm Credit Bank	1/11/2022	1/6/2025	1.13	25,000,000	24,943,750	24,999,742	24,982,750
Federal Agencies	3135G0X24	Fannie Mae	4/21/2021	1/7/2025	1.63	39,060,000	40,632,556	39,066,953	39,036,173
Federal Agencies	3133ENZ37	Federal Farm Credit Bank	11/10/2022	1/10/2025	4.88	10,000,000	9,999,400	9,999,993	9,998,600
Federal Agencies	3133ENZ37	Federal Farm Credit Bank	11/10/2022	1/10/2025	4.88	20,000,000	19,998,800	19,999,986	19,997,200
Federal Agencies	3133ENZ37	Federal Farm Credit Bank	11/10/2022	1/10/2025	4.88	20,000,000	19,999,580	19,999,995	19,997,200
Federal Agencies	3130B0MZ9	Federal Home Loan Bank	3/27/2024	1/27/2025	5.10	115,000,000	115,000,000	115,000,000	115,021,850
Federal Agencies	3133EPAG0	Federal Farm Credit Bank	2/10/2023	2/10/2025	4.25	10,000,000	9,947,200	9,997,111	9,993,700
Federal Agencies	3133EPAG0	Federal Farm Credit Bank	2/10/2023	2/10/2025	4.25	29,875,000	29,716,065	29,866,303	29,856,179
Federal Agencies	3137EAEP0	Freddie Mac	2/14/2020	2/12/2025	1.50	5,000,000	4,996,150	4,999,911	4,983,100
Federal Agencies	3137EAEP0	Freddie Mac	2/14/2020	2/12/2025	1.50	5,000,000	4,996,150	4,999,911	4,983,100
Federal Agencies	3137EAEP0	Freddie Mac	2/14/2020	2/12/2025	1.50	5,000,000	4,996,150	4,999,911	4,983,100
Federal Agencies	3137EAEP0	Freddie Mac	2/14/2020	2/12/2025	1.50	15,000,000	14,988,450	14,999,734	14,949,300
Federal Agencies	3137EAEP0	Freddie Mac	2/14/2020	2/12/2025	1.50	50,000,000	49,961,500	49,991,114	49,831,000
Federal Agencies	3137EAEP0	Freddie Mac	4/21/2021	2/12/2025	1.50	53,532,000	55,450,052	53,589,831	53,351,062
Federal Agencies	3130AUVZ4	Federal Home Loan Bank	2/13/2023	2/13/2025	4.50	50,000,000	49,921,500	49,995,382	49,983,000

# Investment Inventory

## Pooled Fund

Type of Investment	CUSIP	Issuer Name	Settle Date	Maturity		Par Value	Original Cost	Amortized	
				Date	Coupon			Book Value	Market Value
Federal Agencies	3130AV7L0	Federal Home Loan Bank	3/3/2023	2/28/2025	5.00	25,000,000	24,967,000	24,997,371	25,018,250
Federal Agencies	3130AV7L0	Federal Home Loan Bank	3/3/2023	2/28/2025	5.00	35,000,000	34,953,800	34,996,319	35,025,550
Federal Agencies	3133ELQY3	Federal Farm Credit Bank	3/23/2020	3/3/2025	1.21	16,000,000	15,990,720	15,999,687	15,912,160
Federal Agencies	3133ELQY3	Federal Farm Credit Bank	3/23/2020	3/3/2025	1.21	24,000,000	23,964,240	23,998,792	23,868,240
Federal Agencies	3133EMWT5	Federal Farm Credit Bank	4/21/2021	4/21/2025	0.60	50,000,000	49,973,500	49,998,005	49,421,000
Federal Agencies	3135G03U5	Fannie Mae	12/8/2021	4/22/2025	0.63	37,938,000	37,367,792	37,886,584	37,507,783
Federal Agencies	3135G03U5	Fannie Mae	7/12/2021	4/22/2025	0.63	50,000,000	50,108,000	50,008,687	49,433,000
Federal Agencies	3135G03U5	Fannie Mae	12/8/2021	4/22/2025	0.63	50,000,000	49,243,950	49,931,827	49,433,000
Federal Agencies	3133ENXE5	Federal Farm Credit Bank	5/23/2022	5/23/2025	2.85	6,000,000	5,991,600	5,998,912	5,962,380
Federal Agencies	3133ENXE5	Federal Farm Credit Bank	5/23/2022	5/23/2025	2.85	20,000,000	19,972,000	19,996,372	19,874,600
Federal Agencies	3130AWER7	Federal Home Loan Bank	6/12/2023	6/6/2025	4.63	10,000,000	9,991,700	9,998,214	10,007,100
Federal Agencies	3130AWER7	Federal Home Loan Bank	6/12/2023	6/6/2025	4.63	15,000,000	14,987,550	14,997,321	15,010,650
Federal Agencies	3130AWER7	Federal Home Loan Bank	6/12/2023	6/6/2025	4.63	25,000,000	24,979,250	24,995,535	25,017,750
Federal Agencies	3130AWER7	Federal Home Loan Bank	6/12/2023	6/6/2025	4.63	52,000,000	51,956,840	51,990,713	52,036,920
Federal Agencies	3130ASG86	Federal Home Loan Bank	8/4/2022	6/13/2025	3.38	11,940,000	12,000,178	11,940,396	11,883,643
Federal Agencies	3130ASG86	Federal Home Loan Bank	8/3/2022	6/13/2025	3.38	12,700,000	12,806,045	12,716,541	12,640,056
Federal Agencies	3130ATST5	Federal Home Loan Bank	5/10/2023	6/13/2025	4.38	3,000,000	3,012,270	3,002,614	2,999,340
Federal Agencies	3130ATST5	Federal Home Loan Bank	5/8/2023	6/13/2025	4.38	9,915,000	9,975,878	9,927,938	9,912,819
Federal Agencies	3130ATST5	Federal Home Loan Bank	5/8/2023	6/13/2025	4.38	10,000,000	10,065,000	10,013,814	9,997,800
Federal Agencies	3130ATST5	Federal Home Loan Bank	5/11/2023	6/13/2025	4.38	10,000,000	10,036,000	10,007,681	9,997,800
Federal Agencies	3130ATST5	Federal Home Loan Bank	5/17/2023	6/13/2025	4.38	24,000,000	24,079,440	24,017,083	23,994,720
Federal Agencies	3130ATST5	Federal Home Loan Bank	5/9/2023	6/13/2025	4.38	25,500,000	25,624,695	25,526,534	25,494,390
Federal Agencies	3130AWLY4	Federal Home Loan Bank	7/25/2023	6/13/2025	5.13	10,800,000	10,818,036	10,804,267	10,836,180
Federal Agencies	3130AWLY4	Federal Home Loan Bank	7/25/2023	6/13/2025	5.13	48,150,000	48,241,967	48,171,757	48,311,303
Federal Agencies	3133EN4B3	Federal Farm Credit Bank	12/13/2022	6/13/2025	4.25	15,000,000	14,988,383	14,997,926	14,988,300
Federal Agencies	3133EN4B3	Federal Farm Credit Bank	12/13/2022	6/13/2025	4.25	15,000,000	14,989,800	14,998,179	14,988,300
Federal Agencies	3133EN4B3	Federal Farm Credit Bank	12/13/2022	6/13/2025	4.25	15,000,000	14,989,050	14,988,045	14,988,300
Federal Agencies	3133ENYQ7	Federal Farm Credit Bank	6/13/2022	6/13/2025	2.95	50,000,000	49,975,500	49,996,356	49,674,500
Federal Agencies	3135G04Z3	Fannie Mae	12/8/2021	6/17/2025	0.50	4,655,000	4,556,640	4,642,237	4,573,742
Federal Agencies	3135G04Z3	Fannie Mae	12/8/2021	6/17/2025	0.50	10,000,000	9,789,600	9,972,699	9,825,440
Federal Agencies	3130AN4A5	Federal Home Loan Bank	7/12/2021	6/30/2025	0.70	17,680,000	17,734,631	17,686,786	17,364,058
Federal Agencies	3133EPKA2	Federal Farm Credit Bank	5/18/2023	8/18/2025	4.00	25,000,000	24,982,000	24,994,991	24,958,000
Federal Agencies	3133EPKA2	Federal Farm Credit Bank	5/18/2023	8/18/2025	4.00	26,500,000	26,483,835	26,495,502	26,455,480
Federal Agencies	3133EPKA2	Federal Farm Credit Bank	5/18/2023	8/18/2025	4.00	30,000,000	29,981,700	29,994,908	29,949,600
Federal Agencies	3135G05X7	Fannie Mae	3/4/2021	8/25/2025	0.38	25,000,000	24,684,250	24,954,424	24,373,750
Federal Agencies	3135G05X7	Fannie Mae	2/25/2021	8/25/2025	0.38	72,500,000	71,862,000	72,408,302	70,683,875
Federal Agencies	3130A8ZQ9	Federal Home Loan Bank	11/2/2021	9/12/2025	1.75	10,295,000	10,575,333	10,345,500	10,109,175
Federal Agencies	3133EPVY8	Federal Farm Credit Bank	9/15/2023	9/15/2025	5.00	8,230,000	8,224,074	8,227,917	8,267,447
Federal Agencies	3133EPVY8	Federal Farm Credit Bank	9/15/2023	9/15/2025	5.00	15,000,000	14,981,850	14,993,619	15,068,250
Federal Agencies	3133EPVY8	Federal Farm Credit Bank	9/15/2023	9/15/2025	5.00	20,000,000	19,975,800	19,991,492	20,091,000
Federal Agencies	3137EAEX3	Freddie Mac	3/4/2021	9/23/2025	0.38	22,600,000	22,295,352	22,551,483	21,964,036
Federal Agencies	3133EPDL6	Federal Farm Credit Bank	3/15/2023	10/1/2025	4.85	50,000,000	50,000,000	50,000,000	50,187,000
Federal Agencies	3133EPYW9	Federal Farm Credit Bank	10/20/2023	10/20/2025	5.13	24,000,000	23,923,440	23,969,418	24,157,200
Federal Agencies	3133EPYW9	Federal Farm Credit Bank	10/20/2023	10/20/2025	5.13	25,000,000	24,985,500	24,994,208	25,163,750
Federal Agencies	3133EPYW9	Federal Farm Credit Bank	10/20/2023	10/20/2025	5.13	35,000,000	34,972,350	34,988,955	35,229,250
Federal Agencies	3133EPYW9	Federal Farm Credit Bank	10/20/2023	10/20/2025	5.13	50,000,000	49,972,000	49,988,815	50,327,500
Federal Agencies	3133ENEG1	Federal Farm Credit Bank	11/17/2021	11/17/2025	1.05	39,675,000	39,622,232	39,663,442	38,556,562
Federal Agencies	3133ENEG1	Federal Farm Credit Bank	11/17/2021	11/17/2025	1.05	55,000,000	54,923,000	54,983,135	53,449,550
Federal Agencies	3133ENHM5	Federal Farm Credit Bank	12/16/2021	12/16/2025	1.17	45,000,000	44,954,100	44,989,036	43,681,950
Federal Agencies	3133ENHM5	Federal Farm Credit Bank	12/16/2021	12/16/2025	1.17	50,000,000	49,949,000	49,987,817	48,535,500



# Investment Inventory

## Pooled Fund

Type of Investment	CUSIP	Issuer Name	Maturity			Par Value	Original Cost	Amortized	
			Settle Date	Date	Coupon			Book Value	Market Value
Federal Agencies	3133EN5E6	Federal Farm Credit Bank	12/29/2022	12/29/2025	4.00	15,000,000	14,954,700	14,985,038	14,971,050
Federal Agencies	3133EN5E6	Federal Farm Credit Bank	12/29/2022	12/29/2025	4.00	20,000,000	19,939,600	19,980,050	19,961,400
Federal Agencies	3133EN5E6	Federal Farm Credit Bank	12/29/2022	12/29/2025	4.00	25,000,000	24,923,750	24,974,815	24,951,750
Federal Agencies	3133EN6A3	Federal Farm Credit Bank	1/13/2023	1/13/2026	4.00	20,000,000	19,982,400	19,993,946	19,958,800
Federal Agencies	3133EN6A3	Federal Farm Credit Bank	1/13/2023	1/13/2026	4.00	30,000,000	29,977,200	29,992,157	29,938,200
Federal Agencies	3130AUTC8	Federal Home Loan Bank	2/9/2023	2/6/2026	4.01	21,100,000	20,985,427	21,057,965	21,033,113
Federal Agencies	3133EPJX4	Federal Farm Credit Bank	5/17/2023	2/17/2026	3.63	25,000,000	24,928,500	24,970,747	24,838,000
Federal Agencies	3133EPJX4	Federal Farm Credit Bank	5/17/2023	2/17/2026	3.63	30,000,000	29,905,500	29,961,337	29,805,600
Federal Agencies	3133EPBJ3	Federal Farm Credit Bank	2/23/2023	2/23/2026	4.38	25,000,000	24,953,500	24,982,266	25,023,250
Federal Agencies	3133EPBJ3	Federal Farm Credit Bank	2/23/2023	2/23/2026	4.38	28,000,000	27,954,080	27,982,487	28,026,040
Federal Agencies	3133EPBJ3	Federal Farm Credit Bank	2/23/2023	2/23/2026	4.38	50,000,000	49,918,000	49,968,726	50,046,500
Federal Agencies	3133ENJ35	Federal Farm Credit Bank	8/25/2022	2/25/2026	3.32	35,000,000	34,957,650	34,986,104	34,631,100
Federal Agencies	3130AXB31	Federal Home Loan Bank	11/2/2023	3/13/2026	4.88	10,000,000	9,953,900	9,976,683	10,064,500
Federal Agencies	3130AXB31	Federal Home Loan Bank	11/2/2023	3/13/2026	4.88	10,000,000	9,950,700	9,975,064	10,064,500
Federal Agencies	3130AXB31	Federal Home Loan Bank	11/2/2023	3/13/2026	4.88	10,000,000	9,950,700	9,975,064	10,064,500
Federal Agencies	3130AXB31	Federal Home Loan Bank	4/5/2024	3/13/2026	4.88	25,000,000	25,053,750	25,033,147	25,161,250
Federal Agencies	3130AXB31	Federal Home Loan Bank	4/2/2024	3/13/2026	4.88	36,730,000	36,803,460	36,775,111	36,966,909
Federal Agencies	3133EP5K7	Federal Farm Credit Bank	4/2/2024	3/13/2026	4.50	50,000,000	49,758,000	49,851,392	50,080,000
Federal Agencies	3133EMZ21	Federal Farm Credit Bank	8/9/2021	4/6/2026	0.69	15,500,000	15,458,150	15,488,683	14,795,835
Federal Agencies	3133ENU00	Federal Farm Credit Bank	4/8/2022	4/8/2026	2.64	20,000,000	19,961,200	19,987,731	19,563,200
Federal Agencies	3133ENU00	Federal Farm Credit Bank	4/8/2022	4/8/2026	2.64	30,000,000	29,941,800	29,981,596	29,344,800
Federal Agencies	3130AVWS7	Federal Home Loan Bank	5/10/2023	6/12/2026	3.75	17,045,000	16,991,479	17,020,017	16,910,685
Federal Agencies	3130AVWS7	Federal Home Loan Bank	5/17/2023	6/12/2026	3.75	20,000,000	19,939,200	19,971,442	19,842,400
Federal Agencies	3130AWAH3	Federal Home Loan Bank	6/1/2023	6/12/2026	4.00	10,000,000	9,934,300	9,968,723	9,955,900
Federal Agencies	3130AWAH3	Federal Home Loan Bank	6/1/2023	6/12/2026	4.00	15,000,000	14,899,350	14,952,084	14,933,850
Federal Agencies	3130AWLZ1	Federal Home Loan Bank	7/10/2023	6/12/2026	4.75	50,000,000	49,856,000	49,928,944	50,304,000
Federal Agencies	3130B1BT3	Federal Home Loan Bank	6/18/2024	6/12/2026	4.88	13,485,000	13,505,093	13,499,625	13,590,318
Federal Agencies	3133ERHD6	Federal Farm Credit Bank	6/18/2024	6/12/2026	4.88	20,000,000	20,030,400	20,022,128	20,161,200
Federal Agencies	3133ERHD6	Federal Farm Credit Bank	6/18/2024	6/12/2026	4.88	32,000,000	32,051,200	32,037,269	32,257,920
Federal Agencies	3133EPMU6	Federal Farm Credit Bank	6/15/2023	6/15/2026	4.25	20,000,000	19,969,200	19,985,106	19,992,600
Federal Agencies	3133EPMU6	Federal Farm Credit Bank	6/15/2023	6/15/2026	4.25	24,700,000	24,640,226	24,671,095	24,690,861
Federal Agencies	3133EPMU6	Federal Farm Credit Bank	6/15/2023	6/15/2026	4.25	30,000,000	29,951,400	29,976,498	29,988,900
Federal Agencies	3133EPNG6	Federal Farm Credit Bank	6/23/2023	6/23/2026	4.38	25,000,000	24,986,750	24,993,496	25,027,500
Federal Agencies	3133EPNG6	Federal Farm Credit Bank	6/23/2023	6/23/2026	4.38	25,000,000	24,986,750	24,993,496	25,027,500
Federal Agencies	3133EPNG6	Federal Farm Credit Bank	6/23/2023	6/23/2026	4.38	50,000,000	49,973,500	49,986,992	50,055,000
Federal Agencies	3133EPVP7	Federal Farm Credit Bank	9/8/2023	7/8/2026	4.75	10,000,000	9,991,700	9,995,561	10,070,900
Federal Agencies	3133EPVP7	Federal Farm Credit Bank	9/8/2023	7/8/2026	4.75	19,000,000	18,984,800	18,991,871	19,134,710
Federal Agencies	3133EPVP7	Federal Farm Credit Bank	9/8/2023	7/8/2026	4.75	21,000,000	20,982,780	20,990,790	21,148,890
Federal Agencies	3130ANNM8	Federal Home Loan Bank	8/19/2021	7/13/2026	1.05	25,000,000	25,000,000	25,000,000	23,785,500
Federal Agencies	3130ANNM8	Federal Home Loan Bank	8/19/2021	7/13/2026	1.05	25,000,000	25,000,000	25,000,000	23,785,500
Federal Agencies	3130ANNM8	Federal Home Loan Bank	8/19/2021	7/13/2026	1.05	25,000,000	25,000,000	25,000,000	23,785,500
Federal Agencies	3130ANNM8	Federal Home Loan Bank	8/19/2021	7/13/2026	1.05	25,000,000	25,000,000	25,000,000	23,785,500
Federal Agencies	3130ANMP2	Federal Home Loan Bank	8/20/2021	7/27/2026	1.07	25,000,000	25,000,000	25,000,000	23,765,250
Federal Agencies	3130ANMP2	Federal Home Loan Bank	8/20/2021	7/27/2026	1.07	25,000,000	25,000,000	25,000,000	23,765,250
Federal Agencies	3130ANMP2	Federal Home Loan Bank	8/20/2021	7/27/2026	1.07	25,000,000	25,000,000	25,000,000	23,765,250
Federal Agencies	3130ANMP2	Federal Home Loan Bank	8/20/2021	7/27/2026	1.07	25,000,000	25,000,000	25,000,000	23,765,250
Federal Agencies	3133EPZY4	Federal Farm Credit Bank	10/30/2023	7/30/2026	5.00	3,000,000	2,991,930	2,995,378	3,032,370
Federal Agencies	3133EPZY4	Federal Farm Credit Bank	10/30/2023	7/30/2026	5.00	9,615,000	9,589,136	9,615,187	9,718,746
Federal Agencies	3133EPZY4	Federal Farm Credit Bank	10/30/2023	7/30/2026	5.00	16,000,000	15,956,960	15,975,351	16,172,640
Federal Agencies	3133EPZY4	Federal Farm Credit Bank	10/30/2023	7/30/2026	5.00	25,000,000	24,936,750	24,963,776	25,269,750



# Investment Inventory

## Pooled Fund

Type of Investment	CUSIP	Issuer Name	Maturity			Par Value	Original Cost	Amortized	
			Settle Date	Date	Coupon			Book Value	Market Value
Federal Agencies	3130ANTG5	Federal Home Loan Bank	9/13/2021	8/10/2026	1.05	25,000,000	25,000,000	25,000,000	23,726,750
Federal Agencies	3130ANTG5	Federal Home Loan Bank	9/13/2021	8/10/2026	1.05	25,000,000	25,000,000	25,000,000	23,726,750
Federal Agencies	3130ANTG5	Federal Home Loan Bank	9/13/2021	8/10/2026	1.05	25,000,000	25,000,000	25,000,000	23,726,750
Federal Agencies	3130ANTG5	Federal Home Loan Bank	9/13/2021	8/10/2026	1.05	25,000,000	25,000,000	25,000,000	23,726,750
Federal Agencies	3133EPSW6	Federal Farm Credit Bank	8/14/2023	8/14/2026	4.50	50,000,000	49,885,000	49,938,093	50,179,000
Federal Agencies	3130AP6T7	Federal Home Loan Bank	10/1/2021	9/3/2026	1.08	25,000,000	25,000,000	25,000,000	23,703,500
Federal Agencies	3130AP6T7	Federal Home Loan Bank	10/1/2021	9/3/2026	1.08	25,000,000	25,000,000	25,000,000	23,703,500
Federal Agencies	3130AP6T7	Federal Home Loan Bank	10/1/2021	9/3/2026	1.08	25,000,000	25,000,000	25,000,000	23,703,500
Federal Agencies	3130AP6T7	Federal Home Loan Bank	10/1/2021	9/3/2026	1.08	25,000,000	25,000,000	25,000,000	23,703,500
Federal Agencies	3130B2PJ8	Federal Home Loan Bank	9/13/2024	9/4/2026	3.63	19,000,000	18,974,730	18,978,585	18,853,130
Federal Agencies	3130B2PJ8	Federal Home Loan Bank	9/13/2024	9/4/2026	3.63	25,000,000	24,966,750	24,971,823	24,806,750
Federal Agencies	3130B2PJ8	Federal Home Loan Bank	9/13/2024	9/4/2026	3.63	25,900,000	25,865,553	25,870,808	25,699,793
Federal Agencies	3130B2PJ8	Federal Home Loan Bank	9/13/2024	9/4/2026	3.63	50,000,000	49,933,500	49,943,646	49,613,500
Federal Agencies	3133EM4X7	Federal Farm Credit Bank	12/12/2023	9/10/2026	0.80	28,975,000	26,174,277	27,252,122	27,295,899
Federal Agencies	3130AXCP1	Federal Home Loan Bank	10/18/2023	9/11/2026	4.88	11,895,000	11,821,965	11,852,379	12,008,478
Federal Agencies	3130B3A29	Federal Home Loan Bank	10/11/2024	10/9/2026	4.00	15,000,000	14,996,850	14,997,205	14,961,900
Federal Agencies	3130B3A29	Federal Home Loan Bank	10/11/2024	10/9/2026	4.00	25,000,000	24,994,750	24,995,341	24,936,500
Federal Agencies	3130B3A29	Federal Home Loan Bank	10/11/2024	10/9/2026	4.00	25,000,000	24,994,750	24,995,341	24,936,500
Federal Agencies	3130B3A29	Federal Home Loan Bank	10/11/2024	10/9/2026	4.00	50,000,000	49,989,500	49,990,683	49,873,000
Federal Agencies	3130APPR0	Federal Home Loan Bank	11/18/2021	10/19/2026	1.43	25,000,000	25,000,000	25,000,000	23,753,500
Federal Agencies	3130APPR0	Federal Home Loan Bank	11/18/2021	10/19/2026	1.43	25,000,000	25,000,000	25,000,000	23,753,500
Federal Agencies	3130APPR0	Federal Home Loan Bank	11/18/2021	10/19/2026	1.43	25,000,000	25,000,000	25,000,000	23,753,500
Federal Agencies	3130APPR0	Federal Home Loan Bank	11/18/2021	10/19/2026	1.43	25,000,000	25,000,000	25,000,000	23,753,500
Federal Agencies	3133EPZA6	Federal Farm Credit Bank	10/20/2023	10/20/2026	4.88	14,000,000	13,904,940	13,943,016	14,137,480
Federal Agencies	3133EPZA6	Federal Farm Credit Bank	10/20/2023	10/20/2026	4.88	30,000,000	29,834,100	29,900,551	30,294,600
Federal Agencies	3130AQ7L1	Federal Home Loan Bank	12/16/2021	11/16/2026	1.61	25,000,000	25,000,000	25,000,000	23,767,500
Federal Agencies	3130AQ7L1	Federal Home Loan Bank	12/16/2021	11/16/2026	1.61	25,000,000	25,000,000	25,000,000	23,767,500
Federal Agencies	3130AQ7L1	Federal Home Loan Bank	12/16/2021	11/16/2026	1.61	25,000,000	25,000,000	25,000,000	23,767,500
Federal Agencies	3130AQ7L1	Federal Home Loan Bank	12/16/2021	11/16/2026	1.61	25,000,000	25,000,000	25,000,000	23,767,500
Federal Agencies	3130AXU63	Federal Home Loan Bank	11/17/2023	11/17/2026	4.63	50,000,000	49,911,500	49,944,688	50,302,500
Federal Agencies	3130AQJ95	Federal Home Loan Bank	1/14/2022	12/14/2026	1.65	25,000,000	25,000,000	25,000,000	23,730,250
Federal Agencies	3130AQJ95	Federal Home Loan Bank	1/14/2022	12/14/2026	1.65	25,000,000	25,000,000	25,000,000	23,730,250
Federal Agencies	3130AQJ95	Federal Home Loan Bank	1/14/2022	12/14/2026	1.65	25,000,000	25,000,000	25,000,000	23,730,250
Federal Agencies	3130AQJ95	Federal Home Loan Bank	1/14/2022	12/14/2026	1.65	25,000,000	25,000,000	25,000,000	23,730,250
Federal Agencies	3133ERWR8	Federal Farm Credit Bank	10/8/2024	1/7/2027	3.50	12,500,000	12,373,750	12,386,821	12,323,875
Federal Agencies	3130AYPN0	Federal Home Loan Bank	1/29/2024	1/15/2027	4.13	12,000,000	11,973,000	11,981,434	11,956,080
Federal Agencies	3130AYPN0	Federal Home Loan Bank	1/29/2024	1/15/2027	4.13	25,000,000	24,943,750	24,961,322	24,908,500
Federal Agencies	3130AYPN0	Federal Home Loan Bank	1/29/2024	1/15/2027	4.13	29,350,000	29,283,963	29,304,592	29,242,579
Federal Agencies	3130AYPN0	Federal Home Loan Bank	1/29/2024	1/15/2027	4.13	50,000,000	49,887,500	49,922,643	49,817,000
Federal Agencies	3133EPX91	Federal Farm Credit Bank	1/25/2024	1/25/2027	4.13	5,000,000	4,992,850	4,995,081	4,982,100
Federal Agencies	3133EPX91	Federal Farm Credit Bank	1/25/2024	1/25/2027	4.13	10,000,000	9,986,600	9,990,781	9,964,200
Federal Agencies	3133EPX91	Federal Farm Credit Bank	1/25/2024	1/25/2027	4.13	25,000,000	24,968,500	24,978,329	24,910,500
Federal Agencies	3133EPX91	Federal Farm Credit Bank	1/25/2024	1/25/2027	4.13	35,000,000	34,955,900	34,969,661	34,874,700
Federal Agencies	3133EPX91	Federal Farm Credit Bank	1/25/2024	1/25/2027	4.13	50,000,000	49,933,000	49,953,907	49,821,000
Federal Agencies	3133ERD24	Federal Farm Credit Bank	11/18/2024	2/18/2027	4.25	30,000,000	29,983,500	29,984,383	29,963,700
Federal Agencies	3130ARB59	Federal Home Loan Bank	3/22/2022	3/8/2027	2.35	25,000,000	25,000,000	25,000,000	23,950,500
Federal Agencies	3130ARB59	Federal Home Loan Bank	3/22/2022	3/8/2027	2.35	25,000,000	25,000,000	25,000,000	23,950,500
Federal Agencies	3130ARB59	Federal Home Loan Bank	3/22/2022	3/8/2027	2.35	25,000,000	25,000,000	25,000,000	23,950,500
Federal Agencies	3130ARB59	Federal Home Loan Bank	3/22/2022	3/8/2027	2.35	25,000,000	25,000,000	25,000,000	23,950,500
Federal Agencies	3133ENRD4	Federal Farm Credit Bank	3/16/2022	3/10/2027	1.68	48,573,000	47,432,020	48,072,724	45,940,829

# Investment Inventory

## Pooled Fund

Type of Investment	CUSIP	Issuer Name	Maturity			Par Value	Original Cost	Amortized	
			Settle Date	Date	Coupon			Book Value	Market Value
Federal Agencies	3133EP6K6	Federal Farm Credit Bank	4/2/2024	3/26/2027	4.50	50,000,000	49,910,000	49,932,665	50,232,500
Federal Agencies	3133ENTS9	Federal Farm Credit Bank	4/6/2022	4/5/2027	2.60	22,500,000	22,392,338	22,451,390	21,634,650
Federal Agencies	3133ENTS9	Federal Farm Credit Bank	4/6/2022	4/5/2027	2.60	24,500,000	24,377,010	24,444,469	23,557,730
Federal Agencies	3133ENTS9	Federal Farm Credit Bank	4/6/2022	4/5/2027	2.60	25,000,000	24,804,000	24,911,505	24,038,500
Federal Agencies	3130B0TY5	Federal Home Loan Bank	4/11/2024	4/9/2027	4.75	17,000,000	16,955,120	16,966,001	17,232,050
Federal Agencies	3130B0TY5	Federal Home Loan Bank	4/11/2024	4/9/2027	4.75	20,000,000	19,947,200	19,960,001	20,273,000
Federal Agencies	3130B0TY5	Federal Home Loan Bank	4/11/2024	4/9/2027	4.75	40,000,000	39,894,400	39,920,003	40,546,000
Federal Agencies	3130B0TY5	Federal Home Loan Bank	4/11/2024	4/9/2027	4.75	48,000,000	47,873,280	47,904,004	48,655,200
Federal Agencies	3133ERDS7	Federal Farm Credit Bank	5/13/2024	5/6/2027	4.75	12,727,000	12,740,236	12,737,402	12,853,125
Federal Agencies	3133EN2L3	Federal Farm Credit Bank	11/17/2022	5/17/2027	4.13	4,650,000	4,646,792	4,648,308	4,629,122
Federal Agencies	3133EN2L3	Federal Farm Credit Bank	11/17/2022	5/17/2027	4.13	5,000,000	4,996,550	4,998,180	4,977,550
Federal Agencies	3133EN2L3	Federal Farm Credit Bank	11/17/2022	5/17/2027	4.13	21,000,000	20,987,001	20,993,144	20,905,710
Federal Agencies	3133EN2L3	Federal Farm Credit Bank	11/17/2022	5/17/2027	4.13	25,000,000	24,982,750	24,990,902	24,887,750
Federal Agencies	3133EPP66	Federal Farm Credit Bank	12/20/2023	5/20/2027	4.00	31,000,000	30,905,760	30,934,327	30,780,210
Federal Agencies	3133EPP66	Federal Farm Credit Bank	12/20/2023	5/20/2027	4.00	58,850,000	58,662,269	58,719,175	58,432,754
Federal Agencies	3130ASGU7	Federal Home Loan Bank	7/19/2022	6/11/2027	3.50	10,000,000	10,141,500	10,070,513	9,808,700
Federal Agencies	3130ASGU7	Federal Home Loan Bank	7/19/2022	6/11/2027	3.50	12,375,000	12,552,829	12,463,616	12,138,266
Federal Agencies	3130ASGU7	Federal Home Loan Bank	7/20/2022	6/11/2027	3.50	21,725,000	22,016,550	21,870,367	21,309,401
Federal Agencies	3130AX4E5	Federal Home Loan Bank	5/13/2024	6/11/2027	4.50	11,000,000	10,937,190	10,950,210	11,039,182
Federal Agencies	3130B1EF0	Federal Home Loan Bank	7/10/2024	6/11/2027	4.63	20,700,000	20,795,634	20,779,934	20,833,122
Federal Agencies	3133EPMV4	Federal Farm Credit Bank	6/15/2023	6/15/2027	4.13	28,940,000	28,911,928	28,922,803	28,803,693
Federal Agencies	3133ENZK9	Federal Farm Credit Bank	7/7/2022	6/28/2027	3.24	27,865,000	28,099,066	27,981,969	27,175,063
Federal Agencies	3133ERJZ5	Federal Farm Credit Bank	6/28/2024	6/28/2027	4.50	30,000,000	29,985,840	29,988,258	30,119,100
Federal Agencies	3133ERVR9	Federal Farm Credit Bank	9/30/2024	7/1/2027	3.50	55,000,000	54,925,200	54,932,129	53,974,250
Federal Agencies	3133ERKM2	Federal Farm Credit Bank	7/9/2024	7/8/2027	4.50	25,000,000	25,033,250	25,027,901	25,099,000
Federal Agencies	3133ERKM4	Federal Farm Credit Bank	7/10/2024	7/8/2027	4.50	25,000,000	25,025,500	25,021,417	25,099,000
Federal Agencies	3133ERMB4	Federal Farm Credit Bank	7/23/2024	7/23/2027	4.25	10,000,000	9,996,500	9,997,018	9,979,500
Federal Agencies	3133ERMB4	Federal Farm Credit Bank	7/23/2024	7/23/2027	4.25	15,000,000	14,994,750	14,995,527	14,969,250
Federal Agencies	3133EPBM6	Federal Farm Credit Bank	2/23/2023	8/23/2027	4.13	10,000,000	9,974,000	9,984,736	9,946,500
Federal Agencies	3133ERXJ5	Federal Farm Credit Bank	10/15/2024	10/15/2027	3.88	5,000,000	4,997,250	4,997,446	4,939,550
Federal Agencies	3133ERXJ5	Federal Farm Credit Bank	10/15/2024	10/15/2027	3.88	8,000,000	7,996,160	7,996,434	7,903,280
Federal Agencies	3133EPC60	Federal Farm Credit Bank	11/15/2023	11/15/2027	4.63	27,950,000	27,834,008	27,866,797	28,168,290
Federal Agencies	3133EPC60	Federal Farm Credit Bank	11/15/2023	11/15/2027	4.63	33,300,000	33,161,472	33,200,632	33,560,073
Federal Agencies	3133ERJ51	Federal Farm Credit Bank	12/17/2024	12/10/2027	4.13	21,000,000	20,936,790	20,937,661	20,892,060
Federal Agencies	3133ERJ51	Federal Farm Credit Bank	12/17/2024	12/10/2027	4.13	25,505,000	25,428,485	25,429,540	25,373,904
Federal Agencies	3133ERJ51	Federal Farm Credit Bank	12/17/2024	12/10/2027	4.13	33,000,000	32,893,080	32,894,554	32,830,380
Federal Agencies	3133ERJ51	Federal Farm Credit Bank	12/17/2024	12/10/2027	4.13	38,343,000	38,227,588	38,229,179	38,145,917
Federal Agencies	3135GANG2	Fannie Mae	2/14/2024	2/18/2028	5.13	25,000,000	25,000,000	25,000,000	25,002,500
Federal Agencies	3135GANG2	Fannie Mae	2/14/2024	2/18/2028	5.13	25,000,000	25,000,000	25,000,000	25,002,500
Federal Agencies	3135GANG2	Fannie Mae	2/14/2024	2/18/2028	5.13	50,000,000	50,000,000	50,000,000	50,005,000
Federal Agencies	3133EP5S0	Federal Farm Credit Bank	4/9/2024	3/20/2028	4.25	4,971,000	4,916,667	4,926,734	4,951,066
Federal Agencies	3133ERGL9	Federal Farm Credit Bank	6/26/2024	6/7/2028	4.50	14,934,000	14,962,076	14,958,396	14,984,178
Federal Agencies	3133ERGL9	Federal Farm Credit Bank	6/7/2024	6/7/2028	4.50	15,000,000	14,994,600	14,995,369	15,050,400
Federal Agencies	3133ERGL9	Federal Farm Credit Bank	6/26/2024	6/7/2028	4.50	20,000,000	20,037,600	20,032,672	20,067,200
Federal Agencies	3133EPSK2	Federal Farm Credit Bank	8/7/2023	8/7/2028	4.25	19,500,000	19,412,250	19,436,889	19,402,500
Federal Agencies	3133EPUN3	Federal Farm Credit Bank	8/28/2023	8/28/2028	4.50	10,000,000	9,979,100	9,984,728	10,059,000
Federal Agencies	3133EPUN3	Federal Farm Credit Bank	8/28/2023	8/28/2028	4.50	15,000,000	14,962,800	14,972,818	15,088,500
Federal Agencies	3133EPUN3	Federal Farm Credit Bank	8/28/2023	8/28/2028	4.50	25,000,000	24,943,500	24,958,715	25,147,500
Federal Agencies	3133EPUN3	Federal Farm Credit Bank	8/28/2023	8/28/2028	4.50	33,000,000	32,904,960	32,930,554	33,194,700
Federal Agencies	3133ERHN4	Federal Farm Credit Bank	6/20/2024	10/20/2028	4.25	5,000,000	4,972,100	4,975,537	4,973,350

# Investment Inventory

## Pooled Fund

Type of Investment	CUSIP	Issuer Name	Maturity		Coupon	Par Value	Original Cost	Amortized	
			Settle Date	Date				Book Value	Market Value
Federal Agencies	3133ERHN4	Federal Farm Credit Bank	6/20/2024	10/20/2028	4.25	38,000,000	37,785,300	37,811,748	37,797,460
Federal Agencies	3133EPC45	Federal Farm Credit Bank	11/13/2023	11/13/2028	4.63	12,000,000	11,984,040	11,987,665	12,109,920
Federal Agencies	3133EPC45	Federal Farm Credit Bank	11/13/2023	11/13/2028	4.63	20,000,000	19,971,600	19,978,051	20,183,200
Federal Agencies	3133EPC45	Federal Farm Credit Bank	11/13/2023	11/13/2028	4.63	55,000,000	54,922,285	54,939,938	55,503,800
Federal Agencies	3130B3GD9	Federal Home Loan Bank	10/28/2024	11/27/2028	4.00	47,025,000	46,940,355	46,944,045	46,331,381
Federal Agencies	3130AVBD3	Federal Home Loan Bank	4/9/2024	3/9/2029	4.50	25,000,000	25,018,750	25,015,961	25,062,000
Federal Agencies	3133EP5U5	Federal Farm Credit Bank	4/8/2024	3/20/2029	4.13	51,660,000	51,008,309	51,104,963	51,082,958
Federal Agencies	3133ERDH1	Federal Farm Credit Bank	5/8/2024	4/30/2029	4.75	27,892,000	28,191,755	28,152,513	28,296,155
Federal Agencies	3133ERDH1	Federal Farm Credit Bank	5/8/2024	4/30/2029	4.75	30,000,000	30,317,400	30,275,848	30,434,700
Federal Agencies	3133ERDH1	Federal Farm Credit Bank	5/8/2024	4/30/2029	4.75	63,085,000	63,763,795	63,674,932	63,999,102
Federal Agencies	3133ERGS4	Federal Farm Credit Bank	6/26/2024	6/11/2029	4.25	10,000,000	9,967,600	9,970,981	9,934,040
Federal Agencies	3133ERGS4	Federal Farm Credit Bank	6/26/2024	6/11/2029	4.25	10,000,000	9,967,600	9,970,981	9,934,040
Federal Agencies	3133ERGS4	Federal Farm Credit Bank	6/26/2024	6/11/2029	4.25	10,000,000	9,967,600	9,970,981	9,934,040
Federal Agencies	3133ERGS4	Federal Farm Credit Bank	6/26/2024	6/11/2029	4.25	20,000,000	19,935,200	19,941,963	19,868,080
Federal Agencies	3133ERGS4	Federal Farm Credit Bank	6/26/2024	6/11/2029	4.25	29,000,000	28,923,730	28,931,690	28,808,716
Federal Agencies	3130B2XR1	Federal Home Loan Bank	10/2/2024	7/2/2029	4.01	25,000,000	25,000,000	25,000,000	24,314,000
Federal Agencies	3130B2XR1	Federal Home Loan Bank	10/2/2024	7/2/2029	4.01	25,000,000	25,000,000	25,000,000	24,314,000
Federal Agencies	3130B2XR1	Federal Home Loan Bank	10/2/2024	7/2/2029	4.01	65,000,000	65,000,000	65,000,000	63,216,400
Federal Agencies	3134H16K4	Freddie Mac	7/16/2024	7/9/29	5.38	25000000	25000000	25000000	24960000
Federal Agencies	3134H16K4	Freddie Mac	7/16/2024	7/9/2029	5.38	25,000,000	25,000,000	25,000,000	24,960,000
Federal Agencies	3134H16K4	Freddie Mac	7/16/2024	7/9/2029	5.38	65,000,000	65,000,000	65,000,000	64,896,000
Federal Agencies	3133ERKX8	Federal Farm Credit Bank	7/12/2024	7/12/2029	4.25	20,000,000	19,989,200	19,990,223	19,863,600
Federal Agencies	3130B2KJ3	Federal Home Loan Bank	9/4/2024	9/4/2029	4.63	25,000,000	25,000,000	25,000,000	24,928,500
Federal Agencies	3130B2KJ3	Federal Home Loan Bank	9/4/2024	9/4/2029	4.63	25,000,000	25,000,000	25,000,000	24,928,500
Federal Agencies	3130B2KJ3	Federal Home Loan Bank	9/4/2024	9/4/2029	4.63	50,000,000	50,000,000	50,000,000	49,857,000
Federal Agencies	3130ATHX8	Federal Home Loan Bank	9/27/2024	9/14/2029	4.13	15,000,000	15,392,700	15,371,906	14,804,130
Federal Agencies	3130ATHX8	Federal Home Loan Bank	10/29/2024	9/14/2029	4.13	15,000,000	15,048,300	15,046,564	14,804,130
Federal Agencies	3130ATHX8	Federal Home Loan Bank	10/29/2024	9/14/2029	4.13	15,000,000	15,043,200	15,041,648	14,804,130
Federal Agencies	3130ATHX8	Federal Home Loan Bank	10/29/2024	9/14/2029	4.13	25,590,000	25,663,699	25,661,051	25,255,846
Federal Agencies	3130B2TG0	Federal Home Loan Bank	9/24/2024	9/24/2029	4.38	25,000,000	25,000,000	25,000,000	24,733,000
Federal Agencies	3130B2TG0	Federal Home Loan Bank	9/24/2024	9/24/2029	4.38	25,000,000	25,000,000	25,000,000	24,733,000
Federal Agencies	3130B2TG0	Federal Home Loan Bank	9/24/2024	9/24/2029	4.38	65,000,000	65,000,000	65,000,000	64,305,800
Federal Agencies	3134HARP0	Freddie Mac	10/15/2024	10/15/2029	5.13	25,000,000	25,000,000	25,000,000	24,822,000
Federal Agencies	3134HARP0	Freddie Mac	10/15/2024	10/15/2029	5.13	25,000,000	25,000,000	25,000,000	24,822,000
Federal Agencies	3134HARP0	Freddie Mac	10/15/2024	10/15/2029	5.13	65,000,000	65,000,000	65,000,000	64,537,200
Federal Agencies	3135GAYW5	Fannie Mae	11/21/2024	11/21/2029	5.20	25,000,000	25,000,000	25,000,000	25,011,500
Federal Agencies	3135GAYW5	Fannie Mae	11/21/2024	11/21/2029	5.20	25,000,000	25,000,000	25,000,000	25,011,500
Federal Agencies	3135GAYW5	Fannie Mae	11/21/2024	11/21/2029	5.20	65,000,000	65,000,000	65,000,000	65,029,900
Federal Agencies	3136GA3D9	Fannie Mae	12/20/2024	12/10/2029	5.06	25,000,000	25,000,000	25,000,000	24,876,750
Federal Agencies	3136GA3D9	Fannie Mae	12/20/2024	12/10/2029	5.06	25,000,000	25,000,000	25,000,000	24,876,750
Federal Agencies	3136GA3D9	Fannie Mae	12/20/2024	12/10/2029	5.06	65,000,000	65,000,000	65,000,000	64,679,550
Federal Agencies	3136GA3N7	Fannie Mae	12/27/2024	12/27/2029	5.05	20,000,000	20,000,000	20,000,000	19,975,400
Federal Agencies	3136GA3N7	Fannie Mae	12/27/2024	12/27/2029	5.05	20,000,000	20,000,000	20,000,000	19,975,400
Federal Agencies	3136GA3N7	Fannie Mae	12/27/2024	12/27/2029	5.05	20,000,000	20,000,000	20,000,000	19,975,400
Federal Agencies	3136GA3N7	Fannie Mae	12/27/2024	12/27/2029	5.05	62,000,000	62,000,000	62,000,000	61,923,740
<b>Subtotals</b>					<b>3.64</b>	<b>\$ 6,988,500,000</b>	<b>\$ 6,981,075,633</b>	<b>\$ 6,983,742,646</b>	<b>\$ 6,921,182,684</b>

# Investment Inventory

## Pooled Fund

Type of Investment	CUSIP	Issuer Name	Settle Date	Maturity		Coupon	Par Value	Original Cost	Amortized	
				Date					Book Value	Market Value
Public Time Deposits	PPGO10L16	Bank of San Francisco	7/8/2024	1/6/2025	5.35	\$ 10,000,000	\$ 10,000,000	\$ 10,000,000	\$ 10,000,000	
Public Time Deposits	PPGICJO02	Bridge Bank NA	7/15/2024	1/13/2025	5.33	10,000,000	10,000,000	10,000,000	10,000,000	
Public Time Deposits	PPGNJX1B4	Bank of San Francisco	12/13/2024	3/13/2025	4.37	10,000,000	10,000,000	10,000,000	10,000,000	
Public Time Deposits	PPGQ38MB6	Five Star Bank	11/22/2024	5/21/2025	4.50	20,000,000	20,000,000	20,000,000	20,000,000	
Public Time Deposits	PPGJLMRN0	Bridge Bank NA	12/16/2024	6/16/2025	4.35	10,000,000	10,000,000	10,000,000	10,000,000	
<b>Subtotals</b>					<b>4.73</b>	<b>\$ 60,000,000</b>	<b>\$ 60,000,000</b>	<b>\$ 60,000,000</b>	<b>\$ 60,000,000</b>	
Negotiable CDs	13606KZ66	Canadian Imperial Bank/NY	4/4/2024	1/2/2025	5.40	\$ 50,000,000	\$ 50,000,000	\$ 50,000,000	\$ 50,003,500	
Negotiable CDs	89115DK21	Toronto Dominion Bank/NY	4/4/2024	1/2/2025	5.40	50,000,000	50,000,000	50,000,000	50,004,000	
Negotiable CDs	78015JQ34	Royal Bank of Canada/NY	5/8/2024	1/28/2025	5.45	25,000,000	25,000,000	25,000,000	25,018,000	
Negotiable CDs	06367DL94	Bank of Montreal/CHI	7/2/2024	2/24/2025	5.41	76,000,000	76,000,000	76,000,000	76,095,000	
Negotiable CDs	13606K5B8	Canadian Imperial Bank/NY	7/2/2024	2/24/2025	5.41	50,000,000	50,000,000	50,000,000	50,063,500	
Negotiable CDs	06367DLL7	Bank of Montreal/CHI	8/15/2024	3/12/2025	4.87	90,000,000	90,000,000	90,000,000	90,052,200	
Negotiable CDs	89115BSZ4	Toronto Dominion Bank/NY	4/15/2024	4/9/2025	5.55	50,000,000	50,000,000	50,000,000	50,116,500	
Negotiable CDs	06367DJY2	Bank of Montreal/CHI	5/14/2024	5/5/2025	5.47	50,000,000	50,000,000	50,000,000	50,153,000	
Negotiable CDs	89115DR65	Toronto Dominion Bank/NY	5/14/2024	5/5/2025	5.47	65,000,000	65,000,000	65,000,000	65,178,750	
Negotiable CDs	13606DCU4	Canadian Imperial Bank/NY	12/3/2024	6/2/2025	4.56	25,000,000	25,000,000	25,000,000	25,007,750	
Negotiable CDs	78015J5G8	Royal Bank of Canada/NY	12/3/2024	6/2/2025	4.56	100,000,000	100,000,000	100,000,000	100,040,000	
Negotiable CDs	06367DMT9	Bank of Montreal/CHI	11/13/2024	6/16/2025	4.56	115,000,000	115,000,000	115,000,000	115,029,900	
Negotiable CDs	06367DNE1	Bank of Montreal/CHI	12/11/2024	6/23/2025	4.46	50,000,000	50,000,000	50,000,000	49,992,000	
Negotiable CDs	78015JWF0	Royal Bank of Canada/NY	9/24/2024	6/24/2025	4.22	100,000,000	100,000,000	100,000,000	99,870,000	
Negotiable CDs	06367DNG6	Bank of Montreal/CHI	12/11/2024	6/27/2025	4.46	50,000,000	50,000,000	50,000,000	49,990,500	
Negotiable CDs	06367DM44	Bank of Montreal/CHI	9/23/2024	6/30/2025	4.25	100,000,000	100,000,000	100,000,000	99,856,000	
Negotiable CDs	13606DAG7	Canadian Imperial Bank/NY	9/23/2024	6/30/2025	4.25	100,000,000	100,000,000	100,000,000	99,861,000	
Negotiable CDs	78015JVF1	Royal Bank of Canada/NY	8/15/2024	7/1/2025	4.61	50,000,000	50,000,000	50,000,000	50,021,000	
Negotiable CDs	06367DN84	Bank of Montreal/CHI	12/3/2024	7/2/2025	4.58	50,000,000	50,000,000	50,000,000	50,018,500	
Negotiable CDs	13606DCT7	Canadian Imperial Bank/NY	12/3/2024	7/2/2025	4.58	50,000,000	50,000,000	50,000,000	50,015,000	
Negotiable CDs	78015JAG2	Royal Bank of Canada/NY	12/12/2024	7/14/2025	4.43	72,000,000	72,000,000	72,000,000	71,976,240	
Negotiable CDs	78015JTB3	Royal Bank of Canada/NY	7/16/2024	7/14/2025	5.09	50,000,000	50,000,000	50,000,000	50,133,500	
Negotiable CDs	13606DDU3	Canadian Imperial Bank/NY	12/13/2024	7/23/2025	4.50	75,000,000	75,000,000	75,000,000	75,003,000	
Negotiable CDs	78015J2U0	Royal Bank of Canada/NY	11/14/2024	7/28/2025	4.53	115,000,000	115,000,000	115,000,000	114,989,650	
Negotiable CDs	06367DMU6	Bank of Montreal/CHI	11/15/2024	8/11/2025	4.59	65,000,000	65,000,000	65,000,000	65,027,300	
Negotiable CDs	78015J2Y2	Royal Bank of Canada/NY	11/15/2024	9/8/2025	4.55	65,000,000	65,000,000	65,000,000	65,029,250	
Negotiable CDs	06367DN92	Bank of Montreal/CHI	12/4/2024	9/22/2025	4.53	50,000,000	50,000,000	50,000,000	50,002,500	
Negotiable CDs	13606DCV2	Canadian Imperial Bank/NY	12/4/2024	9/22/2025	4.53	75,000,000	75,000,000	75,000,000	75,013,500	
Negotiable CDs	06367DMX0	Bank of Montreal/CHI	11/19/2024	10/24/2025	4.57	50,000,000	50,000,000	50,000,000	50,009,500	
Negotiable CDs	13606DCE0	Canadian Imperial Bank/NY	11/20/2024	10/24/2025	4.55	50,000,000	50,000,000	50,000,000	50,009,000	
Negotiable CDs	78015J3U9	Royal Bank of Canada/NY	11/20/2024	11/19/2025	4.56	50,000,000	50,000,000	50,000,000	50,029,500	
Negotiable CDs	78015J3L9	Royal Bank of Canada/NY	11/20/2024	11/20/2025	4.51	60,000,000	60,000,000	60,000,000	60,009,600	
<b>Subtotals</b>					<b>4.70</b>	<b>\$ 2,073,000,000</b>	<b>\$ 2,073,000,000</b>	<b>\$ 2,073,000,000</b>	<b>\$ 2,073,618,640</b>	



# Investment Inventory

## Pooled Fund

Type of Investment	CUSIP	Issuer Name	Settle Date	Maturity		Coupon	Par Value	Original Cost	Amortized	
				Date					Book Value	Market Value
Commercial Paper	62479LNM3	MUFG Bank Ltd/NY	10/21/2024	1/21/2025	0.00	\$ 17,000,000	\$ 16,794,942	\$ 16,955,422	\$ 16,955,205	
Commercial Paper	62479LNP6	MUFG Bank Ltd/NY	6/24/2024	1/23/2025	0.00	15,000,000	14,532,288	14,951,692	14,956,950	
Commercial Paper	89233GNQ5	Toyota Motor Credit	5/10/2024	1/24/2025	0.00	60,000,000	57,729,433	59,798,367	59,815,800	
Commercial Paper	89233GNU6	Toyota Motor Credit	6/25/2024	1/28/2025	0.00	50,000,000	48,420,722	49,803,500	49,821,300	
Commercial Paper	62479LNV3	MUFG Bank Ltd/NY	5/7/2024	1/29/2025	0.00	50,000,000	48,045,708	49,795,056	49,821,500	
Commercial Paper	62479LPC3	MUFG Bank Ltd/NY	11/13/2024	2/12/2025	0.00	16,000,000	15,813,956	15,914,133	15,914,816	
Commercial Paper	89233GPC4	Toyota Motor Credit	8/28/2024	2/12/2025	0.00	75,000,000	73,292,000	74,573,000	74,592,975	
Commercial Paper	62479LPL3	MUFG Bank Ltd/NY	9/27/2024	2/20/2025	0.00	60,000,000	58,909,867	59,626,667	59,619,000	
Commercial Paper	62479LPM1	MUFG Bank Ltd/NY	7/17/2024	2/21/2025	0.00	8,000,000	7,749,853	7,941,747	7,948,160	
Commercial Paper	62479LQA6	MUFG Bank Ltd/NY	7/17/2024	3/10/2025	0.00	25,000,000	24,162,528	24,758,694	24,783,950	
Commercial Paper	62479LQE8	MUFG Bank Ltd/NY	7/17/2024	3/14/2025	0.00	26,000,000	25,114,267	25,734,280	25,762,282	
Commercial Paper	62479LQE8	MUFG Bank Ltd/NY	7/15/2024	3/14/2025	0.00	50,000,000	48,279,111	49,488,000	49,542,850	
Commercial Paper	62479LQE8	MUFG Bank Ltd/NY	11/13/2024	3/14/2025	0.00	70,000,000	68,924,781	69,360,200	69,359,990	
Commercial Paper	62479LQM0	MUFG Bank Ltd/NY	7/17/2024	3/21/2025	0.00	15,000,000	14,475,125	14,832,125	14,849,715	
Commercial Paper	62479LQK1	MUFG Bank Ltd/NY	12/3/2024	3/24/2025	0.00	10,000,000	9,860,017	9,896,589	9,896,040	
Commercial Paper	89233GQQ2	Toyota Motor Credit	7/2/2024	3/24/2025	0.00	50,000,000	48,093,472	49,410,056	49,481,700	
Commercial Paper	89233GQQ2	Toyota Motor Credit	7/18/2024	3/24/2025	0.00	50,000,000	48,250,083	49,423,722	49,481,700	
Commercial Paper	89233GQQ2	Toyota Motor Credit	7/30/2024	3/24/2025	0.00	60,000,000	58,017,100	59,313,933	59,378,040	
Commercial Paper	89233GQR0	Toyota Motor Credit	10/23/2024	3/25/2025	0.00	40,000,000	39,212,900	39,573,011	39,580,440	
Commercial Paper	62479LQS7	MUFG Bank Ltd/NY	12/3/2024	3/26/2025	0.00	47,000,000	46,330,224	46,502,113	46,499,591	
Commercial Paper	62479LQU2	MUFG Bank Ltd/NY	12/3/2024	3/28/2025	0.00	20,000,000	19,710,583	19,783,567	20,000,000	
Commercial Paper	62479LR72	MUFG Bank Ltd/NY	12/11/2024	4/7/2025	0.00	22,000,000	21,681,110	21,738,347	21,733,954	
Commercial Paper	62479LRB3	MUFG Bank Ltd/NY	12/11/2024	4/11/2025	0.00	11,000,000	10,835,104	10,863,722	10,861,818	
Commercial Paper	89233GRM0	Toyota Motor Credit	10/23/2024	4/21/2025	0.00	65,000,000	63,518,000	64,094,333	64,100,920	
Commercial Paper	62479LRP2	MUFG Bank Ltd/NY	12/11/2024	4/23/2025	0.00	81,000,000	79,665,345	79,876,080	79,869,564	
Commercial Paper	62479LRV9	MUFG Bank Ltd/NY	12/30/2024	4/29/2025	0.00	92,000,000	90,644,533	90,667,124	90,652,476	
Commercial Paper	62479LS55	MUFG Bank Ltd/NY	12/30/2024	5/5/2025	0.00	7,000,000	6,891,710	6,893,429	6,892,186	
Commercial Paper	46590DSK7	JP Morgan CP	12/17/2024	5/19/2025	0.00	72,000,000	70,653,600	70,785,600	70,763,832	
Commercial Paper	89233GVR4	Toyota Motor Credit	12/2/2024	8/25/2025	0.00	65,000,000	62,867,567	63,108,067	63,100,310	
Commercial Paper	89233GW85	Toyota Motor Credit	12/17/2024	9/8/2025	0.00	65,000,000	62,918,646	63,036,458	62,990,720	
<b>Subtotals</b>					<b>0.00</b>	<b>\$ 1,294,000,000</b>	<b>\$ 1,261,394,574</b>	<b>\$ 1,278,499,034</b>	<b>\$ 1,279,027,784</b>	
Medium Term Notes	594918BJ2	Microsoft	9/26/2024	11/3/2025	3.13	\$ 11,749,000	\$ 11,650,191	\$ 11,673,974	\$ 11,623,638	
Medium Term Notes	91324PFF4	United Health	7/25/2024	7/15/2026	4.75	15,000,000	14,974,800	14,980,400	15,036,900	
Medium Term Notes	594918CN2	Microsoft	7/9/2024	9/15/2026	3.40	6,452,000	6,270,957	6,310,886	6,346,510	
Medium Term Notes	594918CN2	Microsoft	7/9/2024	9/15/2026	3.40	13,009,000	12,645,919	12,725,997	12,796,303	
Medium Term Notes	14913UAN0	Caterpillar	9/18/2024	10/16/2026	4.45	18,385,000	18,600,288	18,570,466	18,385,919	
Medium Term Notes	037833CJ7	Apple	9/18/2024	2/9/2027	3.35	50,000,000	49,586,000	49,635,737	48,970,000	
Medium Term Notes	24422EXV6	John Deere	9/6/2024	7/15/2027	4.20	10,000,000	9,998,600	9,998,757	9,926,400	
<b>Subtotals</b>					<b>0.17</b>	<b>\$ 124,595,000</b>	<b>\$ 123,726,755</b>	<b>\$ 123,896,217</b>	<b>\$ 123,085,670</b>	
Money Market Funds	09248U718	BlackRock Liquidity Funds T-Fund	12/31/2024	1/1/2025	4.34	\$ 14,023,005	\$ 14,023,005	\$ 14,023,005	\$ 14,023,005	
Money Market Funds	31607A703	Fidelity Govt Portfolio	12/31/2024	1/1/2025	4.40	372,718,062	372,718,062	372,718,062	372,718,062	
Money Market Funds	608919718	Federated Hermes Govt Obligations Fi	12/31/2024	1/1/2025	4.38	171,760,288	171,760,288	171,760,288	171,760,288	
Money Market Funds	262006208	Dreyfus Government Cash Manageme	12/31/2024	1/1/2025	4.35	22,363,666	22,363,666	22,363,666	22,363,666	
Money Market Funds	85749T517	State Street Institutional U.S. Govt MM	12/31/2024	1/1/2025	4.39	446,541,260	446,541,260	446,541,260	446,541,260	
Money Market Funds	61747C319	Morgan Stanley Institutional Liquidity F	12/31/2024	1/1/2025	4.42	785,118,052	785,118,052	785,118,052	785,118,052	
<b>Subtotals</b>					<b>4.40</b>	<b>\$ 1,812,524,333</b>	<b>\$ 1,812,524,333</b>	<b>\$ 1,812,524,333</b>	<b>\$ 1,812,524,333</b>	

## Investment Inventory Pooled Fund

Type of Investment	CUSIP	Issuer Name	Settle Date	Maturity		Coupon	Par Value	Original Cost	Amortized	
				Date					Book Value	Market Value
Supranational	4581X0CM8	Inter-American Development Bank	4/26/2021	1/15/2025		2.13	\$ 100,000,000	\$ 105,676,000	\$ 100,058,429	\$ 99,912,000
Supranational	459058HT3	Int'l Bank for Recon and Dev	3/22/2024	1/15/2025		1.63	29,314,000	28,488,811	29,275,362	29,282,634
Supranational	459058JB0	Int'l Bank for Recon and Dev	7/23/2021	4/22/2025		0.63	40,000,000	40,086,000	40,006,973	39,541,600
Supranational	459053EU4	Int'l Bank for Recon and Dev DN	12/17/2024	4/25/2025		0.00	12,000,000	11,817,250	11,838,500	11,838,720
Supranational	4581X0DN5	Inter-American Development Bank	11/1/2021	7/15/2025		0.63	28,900,000	28,519,098	28,845,062	28,323,734
Supranational	45950VRU2	International Finance Corp	1/26/2023	1/26/2026		4.02	100,000,000	100,000,000	100,000,000	99,348,000
Supranational	45818WWDG8	Inter-American Development Bank	8/25/2021	2/27/2026		0.82	19,500,000	19,556,907	19,514,581	18,743,205
Supranational	459058KJ1	Int'l Bank for Recon and Dev	7/17/2024	6/15/2027		3.13	12,323,000	11,934,333	11,995,759	11,968,591
Supranational	4581X0EN4	Inter-American Development Bank	4/9/2024	2/15/2029		4.13	25,000,000	24,630,000	24,685,719	24,714,750
Supranational	4581X0EN4	Inter-American Development Bank	7/17/2024	2/15/2029		4.13	50,000,000	49,827,000	49,844,362	49,429,500
<b>Subtotals</b>						<b>1.56</b>	<b>\$ 417,037,000</b>	<b>\$ 420,535,399</b>	<b>\$ 416,064,748</b>	<b>\$ 413,102,734</b>
Secured Bank Deposit	0660P0999	Bank of America TTX INV Deposit Acc	12/31/2024	1/1/2025		4.35	\$ 102,722,805	\$ 102,722,805	\$ 102,722,805	\$ 102,722,805
<b>Subtotals</b>						<b>4.35</b>	<b>\$ 102,722,805</b>	<b>\$ 102,722,805</b>	<b>\$ 102,722,805</b>	<b>\$ 102,722,805</b>
<b>Grand Totals</b>						<b>3.11</b>	<b>\$ 16,926,379,137</b>	<b>\$ 16,863,511,872</b>	<b>\$ 16,890,448,043</b>	<b>\$ 16,739,465,065</b>

# Monthly Investment Earnings

## Pooled Fund

For month ended December 31, 2024

Type of Investment	CUSIP	Issuer Name	Par Value	Accrued Interest Earned	(Amortization) / Accretion	Realized Gain/(Loss)	Total Earnings
U.S. Treasuries	912797MP9	B 0.000 12/17/2024			164,500	\$	164,500
U.S. Treasuries	912797MX2	B 0.000 01/14/2025	68,000,000		273,923		273,923
U.S. Treasuries	9128284N7	T 2.875 05/15/2028	65,000,000	160,031	81,130		241,161
U.S. Treasuries	9128286B1	T 2.625 02/15/2029	50,000,000	110,564	75,077		185,641
U.S. Treasuries	912828R36	T 1.625 05/15/2026	50,000,000	69,579	(38,871)		30,707
U.S. Treasuries	912828R36	T 1.625 05/15/2026	50,000,000	69,579	(34,036)		35,543
U.S. Treasuries	912828XB1	T 2.125 05/15/2025	50,000,000	90,988	(65,387)		25,601
U.S. Treasuries	912828YY0	T 1.750 12/31/2024		71,332	(48,159)		23,172
U.S. Treasuries	912828Z52	T 1.375 01/31/2025	50,000,000	57,914	(33,489)		24,426
U.S. Treasuries	912828Z52	T 1.375 01/31/2025	50,000,000	57,914	(33,700)		24,214
U.S. Treasuries	912828ZC7	T 1.125 02/28/2025	50,000,000	48,170	(21,690)		26,480
U.S. Treasuries	912828ZC7	T 1.125 02/28/2025	50,000,000	48,170	(21,636)		26,534
U.S. Treasuries	912828ZF0	T 0.500 03/31/2025	50,000,000	21,291	4,732		26,023
U.S. Treasuries	912828ZF0	T 0.500 03/31/2025	50,000,000	21,291	3,443		24,734
U.S. Treasuries	912828ZL7	T 0.375 04/30/2025	50,000,000	16,057	8,266		24,323
U.S. Treasuries	912828ZW3	T 0.250 06/30/2025	50,000,000	10,536	16,915		27,450
U.S. Treasuries	912828ZW3	T 0.250 06/30/2025	50,000,000	10,536	18,849		29,384
U.S. Treasuries	912828ZW3	T 0.250 06/30/2025	50,000,000	10,536	14,756		25,291
U.S. Treasuries	912828ZW3	T 0.250 06/30/2025	50,000,000	10,536	16,772		27,307
U.S. Treasuries	912828ZW3	T 0.250 06/30/2025	50,000,000	10,536	15,378		25,914
U.S. Treasuries	912828ZW3	T 0.250 06/30/2025	50,000,000	10,536	14,750		25,286
U.S. Treasuries	912828ZW3	T 0.250 06/30/2025	50,000,000	10,536	10,877		21,413
U.S. Treasuries	912828ZW3	T 0.250 06/30/2025	50,000,000	10,536	12,926		23,461
U.S. Treasuries	912828ZW3	T 0.250 06/30/2025	50,000,000	10,536	32,670		43,206
U.S. Treasuries	91282CAB7	T 0.250 07/31/2025	50,000,000	10,530	11,519		22,049
U.S. Treasuries	91282CAB7	T 0.250 07/31/2025	50,000,000	10,530	13,566		24,096
U.S. Treasuries	91282CAM3	T 0.250 09/30/2025	50,000,000	10,646	17,234		27,880
U.S. Treasuries	91282CAM3	T 0.250 09/30/2025	50,000,000	10,646	14,592		25,237
U.S. Treasuries	91282CAT8	T 0.250 10/31/2025	50,000,000	10,704	12,719		23,423
U.S. Treasuries	91282CAT8	T 0.250 10/31/2025	50,000,000	10,704	16,771		27,476
U.S. Treasuries	91282CAT8	T 0.250 10/31/2025	50,000,000	10,704	17,325		28,029
U.S. Treasuries	91282CBC4	T 0.375 12/31/2025	50,000,000	15,803	9,544		25,347
U.S. Treasuries	91282CBC4	T 0.375 12/31/2025	50,000,000	15,803	12,767		28,570
U.S. Treasuries	91282CBW0	T 0.750 04/30/2026	50,000,000	32,113	5,928		38,041
U.S. Treasuries	91282CBW0	T 0.750 04/30/2026	50,000,000	32,113	4,739		36,853
U.S. Treasuries	91282CCJ8	T 0.875 06/30/2026	50,000,000	36,874	1,162		38,036
U.S. Treasuries	91282CCJ8	T 0.875 06/30/2026	50,000,000	36,874	(1,203)		35,671
U.S. Treasuries	91282CCJ8	T 0.875 06/30/2026	50,000,000	36,874	(5,941)		30,934
U.S. Treasuries	91282CCJ8	T 0.875 06/30/2026	50,000,000	36,874	(5,639)		31,236
U.S. Treasuries	91282CCJ8	T 0.875 06/30/2026	50,000,000	36,874	(7,040)		29,835
U.S. Treasuries	91282CCJ8	T 0.875 06/30/2026	50,000,000	36,874	(4,172)		32,702
U.S. Treasuries	91282CCJ8	T 0.875 06/30/2026	50,000,000	36,874	1,114		37,988
U.S. Treasuries	91282CCJ8	T 0.875 06/30/2026	50,000,000	36,874	7,322		44,196
U.S. Treasuries	91282CCJ8	T 0.875 06/30/2026	50,000,000	36,874	18,408		55,282
U.S. Treasuries	91282CCW9	T 0.750 08/31/2026	50,000,000	32,113	9,496		41,609
U.S. Treasuries	91282CCZ2	T 0.875 09/30/2026	50,000,000	37,260	5,295		42,555
U.S. Treasuries	91282CCZ2	T 0.875 09/30/2026	50,000,000	37,260	5,595		42,855
U.S. Treasuries	91282CCZ2	T 0.875 09/30/2026	50,000,000	37,260	11,694		48,954

# Monthly Investment Earnings

## Pooled Fund

Type of Investment	CUSIP	Issuer Name	Par Value	Accrued Interest Earned	(Amortization) / Accretion	Realized Gain/(Loss)	Total Earnings
U.S. Treasuries	91282CDK4	T 1.250 11/30/2026	50,000,000	53,228	(1,229)		51,999
U.S. Treasuries	91282CDK4	T 1.250 11/30/2026	50,000,000	53,228	(1,997)		51,231
U.S. Treasuries	91282CDK4	T 1.250 11/30/2026	50,000,000	53,228	53,063		106,291
U.S. Treasuries	91282CDQ1	T 1.250 12/31/2026	50,000,000	52,678	51,594		104,271
U.S. Treasuries	91282CEF4	T 2.500 03/31/2027	25,000,000	53,228	4,125		57,353
U.S. Treasuries	91282CEW7	T 3.250 06/30/2027	50,000,000	136,962	46,575		183,536
U.S. Treasuries	91282CEW7	T 3.250 06/30/2027	50,000,000	136,962	49,441		186,402
U.S. Treasuries	91282CEW7	T 3.250 06/30/2027	50,000,000	136,962	9,740		146,702
U.S. Treasuries	91282CFJ5	T 3.125 08/31/2029	50,000,000	133,805	16,562		150,367
U.S. Treasuries	91282CFJ5	T 3.125 08/31/2029	65,000,000	173,947	23,091		197,038
U.S. Treasuries	91282CFK2	T 3.500 09/15/2025	50,000,000	149,862	29,766		179,628
U.S. Treasuries	91282CHK0	T 4.000 06/30/2028	50,000,000	168,568	481		169,049
U.S. Treasuries	91282CHK0	T 4.000 06/30/2028	50,000,000	168,568	1,379		169,947
U.S. Treasuries	91282CHK0	T 4.000 06/30/2028	50,000,000	168,568	1,826		170,394
U.S. Treasuries	91282CHK0	T 4.000 06/30/2028	50,000,000	168,568	6,221		174,789
U.S. Treasuries	91282CHK0	T 4.000 06/30/2028	50,000,000	168,568	13,714		182,282
U.S. Treasuries	91282CHK0	T 4.000 06/30/2028	50,000,000	168,568	21,787		190,356
U.S. Treasuries	91282CHL8	T 4.625 06/30/2025	50,000,000	194,907	1,425		196,332
U.S. Treasuries	91282CHX2	T 4.375 08/31/2028	50,000,000	187,327	(2,072)		185,255
U.S. Treasuries	91282CJW2	T 4.000 01/31/2029	65,000,000	219,022	(5,244)		213,778
U.S. Treasuries	91282CKD2	T 4.250 02/28/2029	50,000,000	181,975	3,930		185,905
U.S. Treasuries	91282CKP5	T 4.625 04/30/2029	50,000,000	198,032	(22,030)		176,001
U.S. Treasuries	91282CKP5	T 4.625 04/30/2029	51,000,000	78,191	(3,379)		74,812
U.S. Treasuries	91282CKT7	T 4.500 05/31/2029	50,000,000	191,621	(19,162)		172,459
U.S. Treasuries	91282CKV2	T 4.625 06/15/2027	50,000,000	196,458	(5,697)		190,760
U.S. Treasuries	91282CKV2	T 4.625 06/15/2027	50,000,000	196,458	(8,480)		187,978
U.S. Treasuries	91282CKV2	T 4.625 06/15/2027	50,000,000	196,458	(28,667)		167,791
U.S. Treasuries	91282CLC3	T 4.000 07/31/2029	50,000,000	168,478	(18,397)		150,081
U.S. Treasuries	91282CLC3	T 4.000 07/31/2029	65,000,000	219,022	(9,940)		209,082
U.S. Treasuries	91282CLC3	T 4.000 07/31/2029	50,000,000	168,478	1,982		170,461
U.S. Treasuries	91282CLL3	T 3.375 09/15/2027	50,000,000	144,510	6,173		150,682
U.S. Treasuries	91282CLR0	T 4.125 10/31/2029	50,000,000	176,623	6,690		183,313
U.S. Treasuries	91282CMB4	T 4.000 12/15/2027	50,000,000	87,912	4,113		92,025
U.S. Treasuries	91282CMB4	T 4.000 12/15/2027	50,000,000	87,912	4,199		92,111
<b>Subtotals</b>			<b>\$ 4,054,000,000</b>	<b>\$ 6,622,639</b>	<b>\$ 872,370</b>	<b>\$ -</b>	<b>\$ 7,495,009</b>
Federal Agencies	3130A8ZQ9	FHLB 1.750 09/12/2025	\$ 10,295,000	\$ 15,014	\$ (6,163)	\$	8,850
Federal Agencies	3130AN4A5	FHLB 0.700 06/30/2025	17,680,000	10,313	(1,169)		9,145
Federal Agencies	3130ANMP2	FHLB 1.070 07/27/2026	25,000,000	22,292			22,292
Federal Agencies	3130ANMP2	FHLB 1.070 07/27/2026	25,000,000	22,292			22,292
Federal Agencies	3130ANMP2	FHLB 1.070 07/27/2026	25,000,000	22,292			22,292
Federal Agencies	3130ANMP2	FHLB 1.070 07/27/2026	25,000,000	22,292			22,292
Federal Agencies	3130ANMP2	FHLB 1.070 07/27/2026	25,000,000	22,292			22,292
Federal Agencies	3130ANNM8	FHLB 1.050 07/13/2026	25,000,000	21,875			21,875
Federal Agencies	3130ANNM8	FHLB 1.050 07/13/2026	25,000,000	21,875			21,875
Federal Agencies	3130ANNM8	FHLB 1.050 07/13/2026	25,000,000	21,875			21,875
Federal Agencies	3130ANNM8	FHLB 1.050 07/13/2026	25,000,000	21,875			21,875
Federal Agencies	3130ANTG5	FHLB 1.050 08/10/2026	25,000,000	21,875			21,875
Federal Agencies	3130ANTG5	FHLB 1.050 08/10/2026	25,000,000	21,875			21,875
Federal Agencies	3130ANTG5	FHLB 1.050 08/10/2026	25,000,000	21,875			21,875



# Monthly Investment Earnings

## Pooled Fund

<u>Type of Investment</u>	<u>CUSIP</u>	<u>Issuer Name</u>	<u>Par Value</u>	<u>Accrued Interest Earned</u>	<u>(Amortization) / Accretion</u>	<u>Realized Gain/(Loss)</u>	<u>Total Earnings</u>
Federal Agencies	3130ANTG5	FHLB 1.050 08/10/2026	25,000,000	21,875			21,875
Federal Agencies	3130AP6T7	FHLB 1.075 09/03/2026	25,000,000	22,396			22,396
Federal Agencies	3130AP6T7	FHLB 1.075 09/03/2026	25,000,000	22,396			22,396
Federal Agencies	3130AP6T7	FHLB 1.075 09/03/2026	25,000,000	22,396			22,396
Federal Agencies	3130AP6T7	FHLB 1.075 09/03/2026	25,000,000	22,396			22,396
Federal Agencies	3130APPR0	FHLB 1.430 10/19/2026	25,000,000	29,792			29,792
Federal Agencies	3130APPR0	FHLB 1.430 10/19/2026	25,000,000	29,792			29,792
Federal Agencies	3130APPR0	FHLB 1.430 10/19/2026	25,000,000	29,792			29,792
Federal Agencies	3130APPR0	FHLB 1.430 10/19/2026	25,000,000	29,792			29,792
Federal Agencies	3130AQ7L1	FHLB 1.605 11/16/2026	25,000,000	33,438			33,438
Federal Agencies	3130AQ7L1	FHLB 1.605 11/16/2026	25,000,000	33,438			33,438
Federal Agencies	3130AQ7L1	FHLB 1.605 11/16/2026	25,000,000	33,438			33,438
Federal Agencies	3130AQ7L1	FHLB 1.605 11/16/2026	25,000,000	33,438			33,438
Federal Agencies	3130AQJ95	FHLB 1.645 12/14/2026	25,000,000	34,271			34,271
Federal Agencies	3130AQJ95	FHLB 1.645 12/14/2026	25,000,000	34,271			34,271
Federal Agencies	3130AQJ95	FHLB 1.645 12/14/2026	25,000,000	34,271			34,271
Federal Agencies	3130AQJ95	FHLB 1.645 12/14/2026	25,000,000	34,271			34,271
Federal Agencies	3130ARB59	FHLB 2.350 03/08/2027	25,000,000	48,958			48,958
Federal Agencies	3130ARB59	FHLB 2.350 03/08/2027	25,000,000	48,958			48,958
Federal Agencies	3130ARB59	FHLB 2.350 03/08/2027	25,000,000	48,958			48,958
Federal Agencies	3130ARB59	FHLB 2.350 03/08/2027	25,000,000	48,958			48,958
Federal Agencies	3130ASG86	FHLB 3.375 06/13/2025	12,700,000	35,719	(3,146)		32,573
Federal Agencies	3130ASG86	FHLB 3.375 06/13/2025	11,940,000	33,581	(1,787)		31,794
Federal Agencies	3130ASGU7	FHLB 3.500 06/11/2027	12,375,000	36,094	(3,083)		33,011
Federal Agencies	3130ASGU7	FHLB 3.500 06/11/2027	10,000,000	29,167	(2,453)		26,713
Federal Agencies	3130ASGU7	FHLB 3.500 06/11/2027	21,725,000	63,365	(5,058)		58,307
Federal Agencies	3130ATHX8	FHLB 4.125 09/14/2029	15,000,000	51,563	(6,715)		44,848
Federal Agencies	3130ATHX8	FHLB 4.125 09/14/2029	15,000,000	51,563	(841)		50,722
Federal Agencies	3130ATHX8	FHLB 4.125 09/14/2029	15,000,000	51,563	(752)		50,811
Federal Agencies	3130ATHX8	FHLB 4.125 09/14/2029	25,590,000	87,966	(1,283)		86,683
Federal Agencies	3130ATST5	FHLB 4.375 06/13/2025	10,000,000	36,458	(2,627)		33,831
Federal Agencies	3130ATST5	FHLB 4.375 06/13/2025	9,915,000	36,148	(2,461)		33,688
Federal Agencies	3130ATST5	FHLB 4.375 06/13/2025	25,500,000	92,969	(5,046)		87,922
Federal Agencies	3130ATST5	FHLB 4.375 06/13/2025	3,000,000	10,938	(497)		10,440
Federal Agencies	3130ATST5	FHLB 4.375 06/13/2025	10,000,000	36,458	(1,461)		34,998
Federal Agencies	3130ATST5	FHLB 4.375 06/13/2025	24,000,000	87,500	(3,249)		84,251
Federal Agencies	3130AUTC8	FHLB 4.010 02/06/2026	21,100,000	70,509	3,250		73,759
Federal Agencies	3130AUVZ4	FHLB 4.500 02/13/2025	50,000,000	187,500	3,329		190,829
Federal Agencies	3130AV7L0	FHLB 5.000 02/28/2025	25,000,000	104,167	1,405		105,572
Federal Agencies	3130AV7L0	FHLB 5.000 02/28/2025	35,000,000	145,833	1,967		147,801
Federal Agencies	3130AVBD3	FHLB 4.500 03/09/2029	25,000,000	93,750	(324)		93,426
Federal Agencies	3130AVWS7	FHLB 3.750 06/12/2026	17,045,000	53,266	1,470		54,735
Federal Agencies	3130AVWS7	FHLB 3.750 06/12/2026	20,000,000	62,500	1,680		64,180
Federal Agencies	3130AWAH3	FHLB 4.000 06/12/2026	15,000,000	50,000	2,819		52,819
Federal Agencies	3130AWAH3	FHLB 4.000 06/12/2026	10,000,000	33,333	1,840		35,173
Federal Agencies	3130AWER7	FHLB 4.625 06/06/2025	25,000,000	96,354	887		97,241
Federal Agencies	3130AWER7	FHLB 4.625 06/06/2025	15,000,000	57,813	532		58,345
Federal Agencies	3130AWER7	FHLB 4.625 06/06/2025	52,000,000	200,417	1,845		202,262
Federal Agencies	3130AWER7	FHLB 4.625 06/06/2025	10,000,000	38,542	355		38,897

# Monthly Investment Earnings

## Pooled Fund

<u>Type of Investment</u>	<u>CUSIP</u>	<u>Issuer Name</u>	<u>Par Value</u>	<u>Accrued Interest Earned</u>	<u>(Amortization) / Accretion</u>	<u>Realized Gain/(Loss)</u>	<u>Total Earnings</u>
Federal Agencies	3130AWLY4	FHLB 5.125 06/13/2025	48,150,000	205,641	(4,138)		201,503
Federal Agencies	3130AWLY4	FHLB 5.125 06/13/2025	10,800,000	46,125	(811)		45,314
Federal Agencies	3130AWLZ1	FHLB 4.750 06/12/2026	50,000,000	197,917	4,180		202,096
Federal Agencies	3130AX4E5	FHLB 4.500 06/11/2027	11,000,000	41,250	1,732		42,982
Federal Agencies	3130AXB31	FHLB 4.875 03/13/2026	10,000,000	40,625	1,658		42,283
Federal Agencies	3130AXB31	FHLB 4.875 03/13/2026	10,000,000	40,625	1,773		42,398
Federal Agencies	3130AXB31	FHLB 4.875 03/13/2026	10,000,000	40,625	1,773		42,398
Federal Agencies	3130AXB31	FHLB 4.875 03/13/2026	36,730,000	149,216	(3,207)		146,008
Federal Agencies	3130AXB31	FHLB 4.875 03/13/2026	25,000,000	101,563	(2,357)		99,206
Federal Agencies	3130AXCP1	FHLB 4.875 09/11/2026	11,895,000	48,323	2,138		50,461
Federal Agencies	3130AXU63	FHLB 4.625 11/17/2026	50,000,000	192,708	2,503		195,212
Federal Agencies	3130AYPN0	FHLB 4.125 01/15/2027	12,000,000	41,250	774		42,024
Federal Agencies	3130AYPN0	FHLB 4.125 01/15/2027	25,000,000	85,938	1,612		87,549
Federal Agencies	3130AYPN0	FHLB 4.125 01/15/2027	29,350,000	100,891	1,892		102,783
Federal Agencies	3130AYPN0	FHLB 4.125 01/15/2027	50,000,000	171,875	3,223		175,098
Federal Agencies	3130B0MZ9	FHLB 5.100 01/27/2025	115,000,000	488,750			488,750
Federal Agencies	3130B0TY5	FHLB 4.750 04/09/2027	20,000,000	79,167	1,498		80,664
Federal Agencies	3130B0TY5	FHLB 4.750 04/09/2027	17,000,000	67,292	1,273		68,565
Federal Agencies	3130B0TY5	FHLB 4.750 04/09/2027	48,000,000	190,000	3,594		193,594
Federal Agencies	3130B0TY5	FHLB 4.750 04/09/2027	40,000,000	158,333	2,995		161,328
Federal Agencies	3130B1BT3	FHLB 4.875 06/12/2026	13,485,000	54,783	(860)		53,922
Federal Agencies	3130B1EF0	FHLB 4.625 06/11/2027	20,700,000	79,781	(2,781)		77,000
Federal Agencies	3130B2KJ3	FHLB 4.625 09/04/2029	50,000,000	192,708			192,708
Federal Agencies	3130B2KJ3	FHLB 4.625 09/04/2029	25,000,000	96,354			96,354
Federal Agencies	3130B2KJ3	FHLB 4.625 09/04/2029	25,000,000	96,354			96,354
Federal Agencies	3130B2PJ8	FHLB 3.625 09/04/2026	25,000,000	75,521	1,430		76,950
Federal Agencies	3130B2PJ8	FHLB 3.625 09/04/2026	50,000,000	151,042	2,859		153,901
Federal Agencies	3130B2PJ8	FHLB 3.625 09/04/2026	19,000,000	57,396	1,087		58,482
Federal Agencies	3130B2PJ8	FHLB 3.625 09/04/2026	25,900,000	78,240	1,481		79,721
Federal Agencies	3130B2TG0	FHLB 4.375 09/24/2029	25,000,000	91,146			91,146
Federal Agencies	3130B2TG0	FHLB 4.375 09/24/2029	25,000,000	91,146			91,146
Federal Agencies	3130B2TG0	FHLB 4.375 09/24/2029	65,000,000	236,979			236,979
Federal Agencies	3130B2XR1	FHLB 4.010 07/02/2029	65,000,000	217,208			217,208
Federal Agencies	3130B2XR1	FHLB 4.010 07/02/2029	25,000,000	83,542			83,542
Federal Agencies	3130B2XR1	FHLB 4.010 07/02/2029	25,000,000	83,542			83,542
Federal Agencies	3130B3A29	FHLB 4.000 10/09/2026	15,000,000	50,000	134		50,134
Federal Agencies	3130B3A29	FHLB 4.000 10/09/2026	25,000,000	83,333	224		83,557
Federal Agencies	3130B3A29	FHLB 4.000 10/09/2026	25,000,000	83,333	224		83,557
Federal Agencies	3130B3A29	FHLB 4.000 10/09/2026	50,000,000	166,667	447		167,114
Federal Agencies	3130B3GD9	FHLB 4.000 11/27/2028	47,025,000	156,750	1,760		158,510
Federal Agencies	313384S75	FHDN 0.000 12/10/2024			6,292		6,292
Federal Agencies	313384S75	FHDN 0.000 12/10/2024			6,292		6,292
Federal Agencies	313384S75	FHDN 0.000 12/10/2024			6,292		6,292
Federal Agencies	313384S75	FHDN 0.000 12/10/2024			6,292		6,292
Federal Agencies	313384S83	FHDN 0.000 12/11/2024			12,583		12,583
Federal Agencies	313384S83	FHDN 0.000 12/11/2024			12,583		12,583
Federal Agencies	313384S83	FHDN 0.000 12/11/2024			12,583		12,583
Federal Agencies	313384S83	FHDN 0.000 12/11/2024			12,583		12,583
Federal Agencies	313384S91	FHDN 0.000 12/12/2024			12,528		12,528

# Monthly Investment Earnings

## Pooled Fund

<u>Type of Investment</u>	<u>CUSIP</u>	<u>Issuer Name</u>	<u>Par Value</u>	<u>Accrued Interest Earned</u>	<u>(Amortization) / Accretion</u>	<u>Realized Gain/(Loss)</u>	<u>Total Earnings</u>
Federal Agencies	313384S91	FHDN 0.000 12/12/2024			12,528		12,528
Federal Agencies	313384S91	FHDN 0.000 12/12/2024			12,528		12,528
Federal Agencies	313384S91	FHDN 0.000 12/12/2024			12,528		12,528
Federal Agencies	3133ELCP7	FFCB 1.625 12/03/2024		2,257	44		2,301
Federal Agencies	3133ELQY3	FFCB 1.210 03/03/2025	24,000,000	24,200	614		24,814
Federal Agencies	3133ELQY3	FFCB 1.210 03/03/2025	16,000,000	16,133	159		16,293
Federal Agencies	3133EM4X7	FFCB 0.800 09/10/2026	28,975,000	19,317	86,563		105,879
Federal Agencies	3133EMWT5	FFCB 0.600 04/21/2025	50,000,000	25,000	562		25,562
Federal Agencies	3133EMZ21	FFCB 0.690 04/06/2026	15,500,000	8,913	763		9,675
Federal Agencies	3133EN2L3	FFCB 4.125 05/17/2027	21,000,000	72,188	245		72,433
Federal Agencies	3133EN2L3	FFCB 4.125 05/17/2027	5,000,000	17,188	65		17,253
Federal Agencies	3133EN2L3	FFCB 4.125 05/17/2027	4,650,000	15,984	61		16,045
Federal Agencies	3133EN2L3	FFCB 4.125 05/17/2027	25,000,000	85,938	326		86,263
Federal Agencies	3133EN4B3	FFCB 4.250 06/13/2025	15,000,000	53,125	394		53,519
Federal Agencies	3133EN4B3	FFCB 4.250 06/13/2025	15,000,000	53,125	346		53,471
Federal Agencies	3133EN4B3	FFCB 4.250 06/13/2025	15,000,000	53,125	372		53,497
Federal Agencies	3133EN4N7	FFCB 4.250 12/20/2024		56,076	1,183		57,259
Federal Agencies	3133EN4N7	FFCB 4.250 12/20/2024		22,431	444		22,875
Federal Agencies	3133EN4N7	FFCB 4.250 12/20/2024		56,076	1,183		57,259
Federal Agencies	3133EN5E6	FFCB 4.000 12/29/2025	15,000,000	50,000	1,281		51,281
Federal Agencies	3133EN5E6	FFCB 4.000 12/29/2025	25,000,000	83,333	2,157		85,490
Federal Agencies	3133EN5E6	FFCB 4.000 12/29/2025	20,000,000	66,667	1,708		68,375
Federal Agencies	3133EN6A3	FFCB 4.000 01/13/2026	30,000,000	100,000	645		100,645
Federal Agencies	3133EN6A3	FFCB 4.000 01/13/2026	20,000,000	66,667	498		67,164
Federal Agencies	3133ENEG1	FFCB 1.050 11/17/2025	55,000,000	48,125	1,634		49,759
Federal Agencies	3133ENEG1	FFCB 1.050 11/17/2025	39,675,000	34,716	1,120		35,835
Federal Agencies	3133ENGQ7	FFCB 0.920 12/09/2024		10,222	110		10,332
Federal Agencies	3133ENGQ7	FFCB 0.920 12/09/2024		10,222	270		10,492
Federal Agencies	3133ENHM5	FFCB 1.170 12/16/2025	45,000,000	43,875	974		44,849
Federal Agencies	3133ENHM5	FFCB 1.170 12/16/2025	50,000,000	48,750	1,082		49,832
Federal Agencies	3133ENJ35	FFCB 3.320 02/25/2026	35,000,000	96,833	1,026		97,859
Federal Agencies	3133ENKS8	FFCB 1.125 01/06/2025	20,000,000	18,750	1,279		20,029
Federal Agencies	3133ENKS8	FFCB 1.125 01/06/2025	25,000,000	23,438	1,598		25,036
Federal Agencies	3133ENKS8	FFCB 1.125 01/06/2025	25,000,000	23,438	1,598		25,036
Federal Agencies	3133ENRD4	FFCB 1.680 03/10/2027	48,573,000	68,002	19,434		87,436
Federal Agencies	3133ENTS9	FFCB 2.600 04/05/2027	24,500,000	53,083	2,089		55,172
Federal Agencies	3133ENTS9	FFCB 2.600 04/05/2027	22,500,000	48,750	1,829		50,579
Federal Agencies	3133ENTS9	FFCB 2.600 04/05/2027	25,000,000	54,167	3,329		57,496
Federal Agencies	3133ENUD0	FFCB 2.640 04/08/2026	20,000,000	44,000	823		44,823
Federal Agencies	3133ENUD0	FFCB 2.640 04/08/2026	30,000,000	66,000	1,235		67,235
Federal Agencies	3133ENXE5	FFCB 2.850 05/23/2025	6,000,000	14,250	238		14,488
Federal Agencies	3133ENXE5	FFCB 2.850 05/23/2025	20,000,000	47,500	792		48,292
Federal Agencies	3133ENYQ7	FFCB 2.950 06/13/2025	50,000,000	122,917	693		123,610
Federal Agencies	3133ENZ37	FFCB 4.875 01/10/2025	20,000,000	81,250	47		81,297
Federal Agencies	3133ENZ37	FFCB 4.875 01/10/2025	10,000,000	40,625	23		40,648
Federal Agencies	3133ENZ37	FFCB 4.875 01/10/2025	20,000,000	81,250	16		81,266
Federal Agencies	3133ENZK9	FFCB 3.240 06/28/2027	27,865,000	75,236	(3,993)		71,242
Federal Agencies	3133EP5K7	FFCB 4.500 03/13/2026	50,000,000	187,500	10,566		198,066
Federal Agencies	3133EP5S0	FFCB 4.250 03/20/2028	4,971,000	17,606	1,169		18,774

# Monthly Investment Earnings

## Pooled Fund

<u>Type of Investment</u>	<u>CUSIP</u>	<u>Issuer Name</u>	<u>Par Value</u>	<u>Accrued Interest Earned</u>	<u>(Amortization) / Accretion</u>	<u>Realized Gain/(Loss)</u>	<u>Total Earnings</u>
Federal Agencies	3133EP5U5	FFCB 4.125 03/20/2029	51,660,000	177,581	11,180		188,761
Federal Agencies	3133EP6K6	FFCB 4.500 03/26/2027	50,000,000	187,500	2,564		190,064
Federal Agencies	3133EPAG0	FFCB 4.250 02/10/2025	29,875,000	105,807	6,740		112,547
Federal Agencies	3133EPAG0	FFCB 4.250 02/10/2025	10,000,000	35,417	2,239		37,656
Federal Agencies	3133EPBJ3	FFCB 4.375 02/23/2026	50,000,000	182,292	2,319		184,611
Federal Agencies	3133EPBJ3	FFCB 4.375 02/23/2026	25,000,000	91,146	1,315		92,461
Federal Agencies	3133EPBJ3	FFCB 4.375 02/23/2026	28,000,000	102,083	1,299		103,382
Federal Agencies	3133EPBM6	FFCB 4.125 08/23/2027	10,000,000	34,375	491		34,866
Federal Agencies	3133EPC45	FFCB 4.625 11/13/2028	12,000,000	46,250	271		46,521
Federal Agencies	3133EPC45	FFCB 4.625 11/13/2028	20,000,000	77,083	482		77,565
Federal Agencies	3133EPC45	FFCB 4.625 11/13/2028	55,000,000	211,979	1,319		213,298
Federal Agencies	3133EPC60	FFCB 4.625 11/15/2027	27,950,000	107,724	2,461		110,185
Federal Agencies	3133EPC60	FFCB 4.625 11/15/2027	33,300,000	128,344	2,939		131,283
Federal Agencies	3133EPDL6	FFCB 4.850 10/01/2025	50,000,000	202,083			202,083
Federal Agencies	3133EPJX4	FFCB 3.625 02/17/2026	30,000,000	90,625	2,909		93,534
Federal Agencies	3133EPJX4	FFCB 3.625 02/17/2026	25,000,000	75,521	2,201		77,722
Federal Agencies	3133EPKA2	FFCB 4.000 08/18/2025	26,500,000	88,333	609		88,942
Federal Agencies	3133EPKA2	FFCB 4.000 08/18/2025	30,000,000	100,000	689		100,689
Federal Agencies	3133EPKA2	FFCB 4.000 08/18/2025	25,000,000	83,333	678		84,011
Federal Agencies	3133EPMU6	FFCB 4.250 06/15/2026	30,000,000	106,250	1,375		107,625
Federal Agencies	3133EPMU6	FFCB 4.250 06/15/2026	20,000,000	70,833	871		71,705
Federal Agencies	3133EPMU6	FFCB 4.250 06/15/2026	24,700,000	87,479	1,691		89,170
Federal Agencies	3133EPMV4	FFCB 4.125 06/15/2027	28,940,000	99,481	596		100,077
Federal Agencies	3133EPNG6	FFCB 4.375 06/23/2026	50,000,000	182,292	750		183,041
Federal Agencies	3133EPNG6	FFCB 4.375 06/23/2026	25,000,000	91,146	375		91,521
Federal Agencies	3133EPNG6	FFCB 4.375 06/23/2026	25,000,000	91,146	375		91,521
Federal Agencies	3133EPP66	FFCB 4.000 05/20/2027	31,000,000	103,333	2,343		105,676
Federal Agencies	3133EPP66	FFCB 4.000 05/20/2027	58,850,000	196,167	4,667		200,834
Federal Agencies	3133EPSK2	FFCB 4.250 08/07/2028	19,500,000	69,063	1,489		70,551
Federal Agencies	3133EPSW6	FFCB 4.500 08/14/2026	50,000,000	187,500	3,253		190,753
Federal Agencies	3133EPUN3	FFCB 4.500 08/28/2028	10,000,000	37,500	355		37,855
Federal Agencies	3133EPUN3	FFCB 4.500 08/28/2028	25,000,000	93,750	959		94,709
Federal Agencies	3133EPUN3	FFCB 4.500 08/28/2028	15,000,000	56,250	631		56,881
Federal Agencies	3133EPUN3	FFCB 4.500 08/28/2028	33,000,000	123,750	1,613		125,363
Federal Agencies	3133EPVP7	FFCB 4.750 07/08/2026	19,000,000	75,208	456		75,664
Federal Agencies	3133EPVP7	FFCB 4.750 07/08/2026	10,000,000	39,583	249		39,832
Federal Agencies	3133EPVP7	FFCB 4.750 07/08/2026	21,000,000	83,125	516		83,641
Federal Agencies	3133EPVY8	FFCB 5.000 09/15/2025	8,230,000	34,292	251		34,543
Federal Agencies	3133EPVY8	FFCB 5.000 09/15/2025	15,000,000	62,500	770		63,270
Federal Agencies	3133EPVY8	FFCB 5.000 09/15/2025	20,000,000	83,333	1,026		84,360
Federal Agencies	3133EPX91	FFCB 4.125 01/25/2027	35,000,000	120,313	1,247		121,560
Federal Agencies	3133EPX91	FFCB 4.125 01/25/2027	50,000,000	171,875	1,895		173,770
Federal Agencies	3133EPX91	FFCB 4.125 01/25/2027	25,000,000	85,938	891		86,828
Federal Agencies	3133EPX91	FFCB 4.125 01/25/2027	10,000,000	34,375	379		34,754
Federal Agencies	3133EPX91	FFCB 4.125 01/25/2027	5,000,000	17,188	202		17,390
Federal Agencies	3133EPYW9	FFCB 5.125 10/20/2025	50,000,000	213,542	1,187		214,729
Federal Agencies	3133EPYW9	FFCB 5.125 10/20/2025	25,000,000	106,771	615		107,386
Federal Agencies	3133EPYW9	FFCB 5.125 10/20/2025	35,000,000	149,479	1,173		150,652
Federal Agencies	3133EPYW9	FFCB 5.125 10/20/2025	24,000,000	102,500	3,247		105,747

# Monthly Investment Earnings

## Pooled Fund

<u>Type of Investment</u>	<u>CUSIP</u>	<u>Issuer Name</u>	<u>Par Value</u>	<u>Accrued Interest Earned</u>	<u>(Amortization) / Accretion</u>	<u>Realized Gain/(Loss)</u>	<u>Total Earnings</u>
Federal Agencies	3133EPZA6	FFCB 4.875 10/20/2026	30,000,000	121,875	4,692		126,567
Federal Agencies	3133EPZA6	FFCB 4.875 10/20/2026	14,000,000	56,875	2,689		59,564
Federal Agencies	3133EPZY4	FFCB 5.000 07/30/2026	25,000,000	104,167	1,953		106,120
Federal Agencies	3133EPZY4	FFCB 5.000 07/30/2026	3,000,000	12,500	249		12,749
Federal Agencies	3133EPZY4	FFCB 5.000 07/30/2026	9,615,000	40,063	799		40,861
Federal Agencies	3133EPZY4	FFCB 5.000 07/30/2026	16,000,000	66,667	1,329		67,996
Federal Agencies	3133ERD24	FFCB 4.250 02/18/2027	30,000,000	106,250	622		106,872
Federal Agencies	3133ERDH1	FFCB 4.750 04/30/2029	63,085,000	249,711	(11,575)		238,137
Federal Agencies	3133ERDH1	FFCB 4.750 04/30/2029	27,892,000	110,406	(5,111)		105,294
Federal Agencies	3133ERDH1	FFCB 4.750 04/30/2029	30,000,000	118,750	(5,412)		113,338
Federal Agencies	3133ERDS7	FFCB 4.750 05/06/2027	12,727,000	50,378	(377)		50,001
Federal Agencies	3133ERGL9	FFCB 4.500 06/07/2028	15,000,000	56,250	115		56,365
Federal Agencies	3133ERGL9	FFCB 4.500 06/07/2028	20,000,000	75,000	(808)		74,192
Federal Agencies	3133ERGL9	FFCB 4.500 06/07/2028	14,934,000	56,003	(604)		55,399
Federal Agencies	3133ERGS4	FFCB 4.250 06/11/2029	10,000,000	35,417	555		35,971
Federal Agencies	3133ERGS4	FFCB 4.250 06/11/2029	10,000,000	35,417	555		35,971
Federal Agencies	3133ERGS4	FFCB 4.250 06/11/2029	20,000,000	70,833	1,109		71,943
Federal Agencies	3133ERGS4	FFCB 4.250 06/11/2029	10,000,000	35,417	555		35,971
Federal Agencies	3133ERGS4	FFCB 4.250 06/11/2029	29,000,000	102,708	1,306		104,014
Federal Agencies	3133ERHD6	FFCB 4.875 06/12/2026	32,000,000	130,000	(2,192)		127,808
Federal Agencies	3133ERHD6	FFCB 4.875 06/12/2026	20,000,000	81,250	(1,302)		79,948
Federal Agencies	3133ERHN4	FFCB 4.250 10/20/2028	38,000,000	134,583	4,204		138,788
Federal Agencies	3133ERHN4	FFCB 4.250 10/20/2028	5,000,000	17,708	546		18,255
Federal Agencies	3133ERJ51	FFCB 4.125 12/10/2027	38,343,000	61,509	1,591		63,100
Federal Agencies	3133ERJ51	FFCB 4.125 12/10/2027	25,505,000	40,914	1,055		41,969
Federal Agencies	3133ERJ51	FFCB 4.125 12/10/2027	21,000,000	33,688	871		34,559
Federal Agencies	3133ERJ51	FFCB 4.125 12/10/2027	33,000,000	52,938	1,474		54,412
Federal Agencies	3133ERJZ5	FFCB 4.500 06/28/2027	30,000,000	112,500	401		112,901
Federal Agencies	3133ERKM2	FFCB 4.500 07/08/2027	25,000,000	93,750	(942)		92,808
Federal Agencies	3133ERKM2	FFCB 4.500 07/08/2027	25,000,000	93,750	(723)		93,027
Federal Agencies	3133ERKX8	FFCB 4.250 07/12/2029	20,000,000	70,833	183		71,017
Federal Agencies	3133ERMB4	FFCB 4.250 07/23/2027	10,000,000	35,417	99		35,516
Federal Agencies	3133ERMB4	FFCB 4.250 07/23/2027	15,000,000	53,125	149		53,274
Federal Agencies	3133ERVR9	FFCB 3.500 07/01/2027	55,000,000	160,417	2,310		162,726
Federal Agencies	3133ERWR8	FFCB 3.500 01/07/2027	12,500,000	36,458	4,767		41,225
Federal Agencies	3133ERXJ5	FFCB 3.875 10/15/2027	8,000,000	25,833	109		25,942
Federal Agencies	3133ERXJ5	FFCB 3.875 10/15/2027	5,000,000	16,146	78		16,224
Federal Agencies	3134H16K4	FHLMC 5.380 07/09/2029	25,000,000	112,083			112,083
Federal Agencies	3134H16K4	FHLMC 5.380 07/09/2029	65,000,000	291,417			291,417
Federal Agencies	3134H16K4	FHLMC 5.380 07/09/2029	25,000,000	112,083			112,083
Federal Agencies	3134HARP0	FHLMC 5.130 10/15/2029	65,000,000	277,875			277,875
Federal Agencies	3134HARP0	FHLMC 5.130 10/15/2029	25,000,000	106,875			106,875
Federal Agencies	3134HARP0	FHLMC 5.130 10/15/2029	25,000,000	106,875			106,875
Federal Agencies	3135G03U5	FNMA 0.625 04/22/2025	50,000,000	26,042	(2,426)		23,616
Federal Agencies	3135G03U5	FNMA 0.625 04/22/2025	37,938,000	19,759	14,359		34,119
Federal Agencies	3135G03U5	FNMA 0.625 04/22/2025	50,000,000	26,042	19,039		45,081
Federal Agencies	3135G04Z3	FNMA 0.500 06/17/2025	10,000,000	4,167	5,068		9,235
Federal Agencies	3135G04Z3	FNMA 0.500 06/17/2025	4,655,000	1,940	2,369		4,309
Federal Agencies	3135G05X7	FNMA 0.375 08/25/2025	72,500,000	22,656	12,045		34,701



# Monthly Investment Earnings

## Pooled Fund

Type of Investment	CUSIP	Issuer Name	Par Value	Accrued Interest Earned	(Amortization) / Accretion	Realized Gain/(Loss)	Total Earnings
Federal Agencies	3135G05X7	FNMA 0.375 08/25/2025	25,000,000	7,813	5,987		13,799
Federal Agencies	3135G0X24	FNMA 1.625 01/07/2025	39,060,000	52,894	(35,924)		16,969
Federal Agencies	3135GANG2	FNMA 5.130 02/18/2028	50,000,000	213,750			213,750
Federal Agencies	3135GANG2	FNMA 5.130 02/18/2028	25,000,000	106,875			106,875
Federal Agencies	3135GANG2	FNMA 5.130 02/18/2028	25,000,000	106,875			106,875
Federal Agencies	3135GAYW5	FNMA 5.200 11/21/2029	65,000,000	281,667			281,667
Federal Agencies	3135GAYW5	FNMA 5.200 11/21/2029	25,000,000	108,333			108,333
Federal Agencies	3135GAYW5	FNMA 5.200 11/21/2029	25,000,000	108,333			108,333
Federal Agencies	3136GA3D9	FNMA 5.060 12/10/2029	65,000,000	100,497			100,497
Federal Agencies	3136GA3D9	FNMA 5.060 12/10/2029	25,000,000	38,653			38,653
Federal Agencies	3136GA3D9	FNMA 5.060 12/10/2029	25,000,000	38,653			38,653
Federal Agencies	3136GA3N7	FNMA 5.045 12/27/2029	20,000,000	11,211			11,211
Federal Agencies	3136GA3N7	FNMA 5.045 12/27/2029	62,000,000	34,754			34,754
Federal Agencies	3136GA3N7	FNMA 5.045 12/27/2029	20,000,000	11,211			11,211
Federal Agencies	3136GA3N7	FNMA 5.045 12/27/2029	20,000,000	11,211			11,211
Federal Agencies	3137EAEP0	FHLMC 1.500 02/12/2025	15,000,000	18,750	196		18,946
Federal Agencies	3137EAEP0	FHLMC 1.500 02/12/2025	5,000,000	6,250	65		6,315
Federal Agencies	3137EAEP0	FHLMC 1.500 02/12/2025	5,000,000	6,250	65		6,315
Federal Agencies	3137EAEP0	FHLMC 1.500 02/12/2025	5,000,000	6,250	65		6,315
Federal Agencies	3137EAEP0	FHLMC 1.500 02/12/2025	50,000,000	62,500	654		63,154
Federal Agencies	3137EAEP0	FHLMC 1.500 02/12/2025	53,532,000	66,915	(42,685)		24,230
Federal Agencies	3137EAEX3	FHLMC 0.375 09/23/2025	22,600,000	7,063	5,676		12,738
<b>Subtotals</b>			<b>\$ 6,988,500,000</b>	<b>\$ 20,295,586</b>	<b>\$ 343,599</b>	<b>\$ -</b>	<b>\$ 20,639,185</b>
Public Time Deposits	PPGHASP70	BRIDGE 5.360 12/16/2024		\$ 25,020			\$ 25,020
Public Time Deposits	PPGICJO02	BRIDGE 5.330 01/13/2025	10,000,000	45,268			45,268
Public Time Deposits	PPGJLMRNO	BRIDGE 4.350 06/16/2025	10,000,000	19,068			19,068
Public Time Deposits	PPGNJX1B4	BKSANF 4.370 03/13/2025	10,000,000	23,064			23,064
Public Time Deposits	PPGO10L16	BKSANF 5.350 01/06/2025	10,000,000	46,069			46,069
Public Time Deposits	PPGQ38MB6	FIVSTR 4.500 05/21/2025	20,000,000	77,500			77,500
<b>Subtotals</b>			<b>\$ 60,000,000</b>	<b>\$ 235,990</b>	<b>\$ -</b>	<b>\$ -</b>	<b>\$ 235,990</b>
Negotiable CDs	06367DJY2	BMOCHG 5.470 05/05/2025	\$ 50,000,000	\$ 235,514			\$ 235,514
Negotiable CDs	06367DL94	BMOCHG 5.410 02/24/2025	76,000,000	354,054			354,054
Negotiable CDs	06367DLL7	BMOCHG 4.870 03/12/2025	90,000,000	377,425			377,425
Negotiable CDs	06367DM44	BMOCHG 4.250 06/30/2025	100,000,000	365,972			365,972
Negotiable CDs	06367DMT9	BMOCHG 4.560 06/16/2025	115,000,000	451,567			451,567
Negotiable CDs	06367DMU6	BMOCHG 4.590 08/11/2025	65,000,000	256,913			256,913
Negotiable CDs	06367DMX0	BMOCHG 4.570 10/24/2025	50,000,000	196,764			196,764
Negotiable CDs	06367DN84	BMOCHG 4.580 07/02/2025	50,000,000	184,472			184,472
Negotiable CDs	06367DN92	BMOCHG 4.530 09/22/2025	50,000,000	176,167			176,167
Negotiable CDs	06367DNE1	BMOCHG 4.460 06/23/2025	50,000,000	130,083			130,083
Negotiable CDs	06367DNG6	BMOCHG 4.460 06/27/2025	50,000,000	130,083			130,083
Negotiable CDs	13606DAG7	CIBCNY 4.250 06/30/2025	100,000,000	365,972			365,972
Negotiable CDs	13606DCE0	CIBCNY 4.550 10/24/2025	50,000,000	195,903			195,903
Negotiable CDs	13606DCT7	CIBCNY 4.580 07/02/2025	50,000,000	184,472			184,472
Negotiable CDs	13606DCU4	CIBCNY 4.560 06/02/2025	25,000,000	91,833			91,833
Negotiable CDs	13606DCV2	CIBCNY 4.530 09/22/2025	75,000,000	264,250			264,250
Negotiable CDs	13606DDU3	CIBCNY 4.500 07/23/2025	75,000,000	178,125			178,125

# Monthly Investment Earnings

## Pooled Fund

Type of Investment	CUSIP	Issuer Name	Par Value	Accrued Interest Earned	(Amortization) / Accretion	Realized Gain/(Loss)	Total Earnings
Negotiable CDs	13606K5B8	CIBCNY 5.410 02/24/2025	50,000,000	232,931			232,931
Negotiable CDs	13606KZ66	CIBCNY 5.400 01/02/2025	50,000,000	232,500			232,500
Negotiable CDs	78015J2U0	RY 4.530 07/28/2025	115,000,000	448,596			448,596
Negotiable CDs	78015J2Y2	RY 4.550 09/08/2025	65,000,000	254,674			254,674
Negotiable CDs	78015J3L9	RY 4.510 11/20/2025	60,000,000	233,017			233,017
Negotiable CDs	78015J3U9	RY 4.560 11/19/2025	50,000,000	196,333			196,333
Negotiable CDs	78015J5G8	RY 4.560 06/02/2025	100,000,000	367,333			367,333
Negotiable CDs	78015JAG2	RY 4.430 07/14/2025	72,000,000	177,200			177,200
Negotiable CDs	78015JQ34	RY 5.450 01/28/2025	25,000,000	117,326			117,326
Negotiable CDs	78015JTB3	RY 5.090 07/14/2025	50,000,000	219,153			219,153
Negotiable CDs	78015JVF1	RY 4.610 07/01/2025	50,000,000	198,486			198,486
Negotiable CDs	78015JWF0	RY 4.220 06/24/2025	100,000,000	363,389			363,389
Negotiable CDs	89115BSZ4	TDNY 5.550 04/09/2025	50,000,000	238,958			238,958
Negotiable CDs	89115BT59	TDNY 5.510 12/02/2024		7,653			7,653
Negotiable CDs	89115DK21	TDNY 5.400 01/02/2025	50,000,000	232,500			232,500
Negotiable CDs	89115DR65	TDNY 5.470 05/05/2025	65,000,000	306,168			306,168
<b>Subtotals</b>			<b>\$ 2,073,000,000</b>	<b>\$ 7,965,786</b>	<b>\$ -</b>	<b>\$ -</b>	<b>\$ 7,965,786</b>
Commercial Paper	46590DSK7	JPMSCP 0.000 05/19/2025	\$ 72,000,000		\$ 132,000		\$ 132,000
Commercial Paper	62479LM44	MUFGBK 0.000 12/04/2024			16,020		16,020
Commercial Paper	62479LMD4	MUFGBK 0.000 12/13/2024			26,550		26,550
Commercial Paper	62479LMG7	MUFGBK 0.000 12/16/2024			111,042		111,042
Commercial Paper	62479LMJ1	MUFGBK 0.000 12/18/2024			125,375		125,375
Commercial Paper	62479LMP7	MUFGBK 0.000 12/23/2024			71,256		71,256
Commercial Paper	62479LMP7	MUFGBK 0.000 12/23/2024			43,542		43,542
Commercial Paper	62479LMW2	MUFGBK 0.000 12/30/2024			64,042		64,042
Commercial Paper	62479LMW2	MUFGBK 0.000 12/30/2024			368,139		368,139
Commercial Paper	62479LNM3	MUFGBK 0.000 01/21/2025	17,000,000	69,096			69,096
Commercial Paper	62479LNP6	MUFGBK 0.000 01/23/2025	15,000,000	68,071			68,071
Commercial Paper	62479LNV3	MUFGBK 0.000 01/29/2025	50,000,000	226,903			226,903
Commercial Paper	62479LPC3	MUFGBK 0.000 02/12/2025	16,000,000	63,378			63,378
Commercial Paper	62479LPL3	MUFGBK 0.000 02/20/2025	60,000,000	231,467			231,467
Commercial Paper	62479LPM1	MUFGBK 0.000 02/21/2025	8,000,000	35,409			35,409
Commercial Paper	62479LQA6	MUFGBK 0.000 03/10/2025	25,000,000	110,007			110,007
Commercial Paper	62479LQE8	MUFGBK 0.000 03/14/2025	50,000,000	220,444			220,444
Commercial Paper	62479LQE8	MUFGBK 0.000 03/14/2025	26,000,000	114,407			114,407
Commercial Paper	62479LQE8	MUFGBK 0.000 03/14/2025	70,000,000	275,469			275,469
Commercial Paper	62479LQM0	MUFGBK 0.000 03/21/2025	15,000,000	65,875			65,875
Commercial Paper	62479LQQ1	MUFGBK 0.000 03/24/2025	10,000,000	36,572			36,572
Commercial Paper	62479LQS7	MUFGBK 0.000 03/26/2025	47,000,000	171,889			171,889
Commercial Paper	62479LQU2	MUFGBK 0.000 03/28/2025	20,000,000	72,983			72,983
Commercial Paper	62479LR72	MUFGBK 0.000 04/07/2025	22,000,000	57,237			57,237
Commercial Paper	62479LRB3	MUFGBK 0.000 04/11/2025	11,000,000	28,618			28,618
Commercial Paper	62479LRP2	MUFGBK 0.000 04/23/2025	81,000,000	210,735			210,735
Commercial Paper	62479LRV9	MUFGBK 0.000 04/29/2025	92,000,000	22,591			22,591
Commercial Paper	62479LS55	MUFGBK 0.000 05/05/2025	7,000,000	1,719			1,719
Commercial Paper	89233GM29	TOYCC 0.000 12/02/2024		9,569			9,569
Commercial Paper	89233GMG8	TOYCC 0.000 12/16/2024		143,271			143,271
Commercial Paper	89233GNQ5	TOYCC 0.000 01/24/2025	60,000,000	271,767			271,767

## Monthly Investment Earnings Pooled Fund

<u>Type of Investment</u>	<u>CUSIP</u>	<u>Issuer Name</u>	<u>Par Value</u>	<u>Accrued Interest Earned</u>	<u>(Amortization) / Accretion</u>	<u>Realized Gain/(Loss)</u>	<u>Total Earnings</u>
Commercial Paper	89233GNU6	TOYCC 0.000 01/28/2025	50,000,000		225,611		225,611
Commercial Paper	89233GPC4	TOYCC 0.000 02/12/2025	75,000,000		315,167		315,167
Commercial Paper	89233GQQ2	TOYCC 0.000 03/24/2025	50,000,000		223,028		223,028
Commercial Paper	89233GQQ2	TOYCC 0.000 03/24/2025	50,000,000		217,861		217,861
Commercial Paper	89233GQQ2	TOYCC 0.000 03/24/2025	60,000,000		259,367		259,367
Commercial Paper	89233GQR0	TOYCC 0.000 03/25/2025	40,000,000		159,478		159,478
Commercial Paper	89233GRM0	TOYCC 0.000 04/21/2025	65,000,000		255,233		255,233
Commercial Paper	89233GVR4	TOYCC 0.000 08/25/2025	65,000,000		240,500		240,500
Commercial Paper	89233GW85	TOYCC 0.000 09/08/2025	65,000,000		117,813		117,813
<b>Subtotals</b>			<b>\$ 1,294,000,000</b>	<b>\$ -</b>	<b>\$ 5,479,499</b>	<b>\$ -</b>	<b>\$ 5,479,499</b>
Medium Term Notes	037833CJ7	AAPL 3.350 02/09/2027	\$ 50,000,000	\$ 139,583	\$ 14,684		\$ 154,268
Medium Term Notes	14913UAN0	CAT 4.450 10/16/2026	18,385,000	68,178	(8,805)		59,373
Medium Term Notes	24422EXV6	DE 4.200 07/15/2027	10,000,000	35,000	42		35,042
Medium Term Notes	594918BJ2	MSFT 3.125 11/03/2025	11,749,000	30,596	7,601		38,197
Medium Term Notes	594918CN2	MSFT 3.400 09/15/2026	6,452,000	18,281	7,033		25,314
Medium Term Notes	594918CN2	MSFT 3.400 09/15/2026	13,009,000	36,859	14,105		50,963
Medium Term Notes	91324PFF4	UNH 4.750 07/15/2026	15,000,000	59,375	1,085		60,460
<b>Subtotals</b>			<b>\$ 124,595,000</b>	<b>\$ 387,872</b>	<b>\$ 35,745</b>	<b>\$ -</b>	<b>\$ 423,616</b>
Money Market Funds	09248U718	BlackRock Liquidity Funds T-Fund	\$ 14,023,005	\$ 52,571			\$ 52,571
Money Market Funds	31607A703	Fidelity Govt Portfolio	372,718,062	1,467,349			1,467,349
Money Market Funds	608919718	Federated Hermes Govt Obligations Fund	171,760,288	1,273,466			1,273,466
Money Market Funds	262006208	Dreyfus Government Cash Management	22,363,666	83,854			83,854
Money Market Funds	85749T517	State Street Institutional U.S. Govt MMF	446,541,260	2,218,985			2,218,985
Money Market Funds	61747C319	Morgan Stanley Institutional Liquidity Fund	785,118,052	2,986,096			2,986,096
<b>Subtotals</b>			<b>\$ 1,812,524,333</b>	<b>\$ 8,082,322</b>	<b>\$ -</b>	<b>\$ -</b>	<b>\$ 8,082,322</b>
Supranationals	45818WDG8	IADB 0.820 02/27/2026	\$ 19,500,000	\$ 13,325	\$ (1,071)		\$ 12,254
Supranationals	4581X0CM8	IADB 2.125 01/15/2025	100,000,000	177,083	(129,379)		47,704
Supranationals	4581X0DN5	IADB 0.625 07/15/2025	28,900,000	15,052	8,734		23,786
Supranationals	4581X0EN4	IADB 4.125 02/15/2029	25,000,000	85,938	6,469		92,407
Supranationals	4581X0EN4	IADB 4.125 02/15/2029	50,000,000	171,875	3,204		175,079
Supranationals	459053EU4	IBRDDN 0.000 04/25/2025	12,000,000		21,250		21,250
Supranationals	459058HT3	IBRD 1.626 01/15/2025	29,314,000	39,720	85,555		125,275
Supranationals	459058JB0	IBRD 0.626 04/22/2025	40,000,000	20,867	(1,947)		18,919
Supranationals	459058KJ1	IBRD 3.125 06/15/2027	12,323,000	32,153	11,335		43,487
Supranationals	45950VRU2	IFC 4.023 01/26/2026	100,000,000	335,250			335,250
<b>Subtotals</b>			<b>\$ 417,037,000</b>	<b>\$ 891,263</b>	<b>\$ 4,148</b>	<b>\$ -</b>	<b>\$ 895,411</b>
Secured Bank Deposit	0660P0999	Bank of America TTX INV Deposit Acct	\$ 102,722,805	\$ 389,621			\$ 389,621
<b>Subtotals</b>			<b>\$ 102,722,805</b>	<b>\$ 389,621</b>	<b>\$ -</b>	<b>\$ -</b>	<b>\$ 389,621</b>
<b>Grand Totals</b>			<b>\$16,926,379,137</b>	<b>\$ 44,871,079</b>	<b>\$ 6,735,360</b>	<b>\$ -</b>	<b>\$ 51,606,439</b>



# Investment Transactions

## Pooled Fund

For month ended December 31, 2024

Accounting ID	Transaction Type	Cusip	Description	Price	Settlement Date	Posted Date	Par Value	Principal	Accrued Interest	Total	
58455	Buy	89233GVR4	TOYCC 0.000 08/25/2025	96.71933	12/02/2024	12/02/2024	65,000,000.00	62,867,566.67	0.00	62,867,566.67	
58456	Buy	06367DN84	BMOCHG 4.580 07/02/2025	100.00000	12/03/2024	12/03/2024	50,000,000.00	50,000,000.00	0.00	50,000,000.00	
58457	Buy	13606DCT7	CIBCN Y 4.580 07/02/2025	100.00000	12/03/2024	12/03/2024	50,000,000.00	50,000,000.00	0.00	50,000,000.00	
58458	Buy	62479LQ01	MUFG BK 0.000 03/24/2025	98.60017	12/03/2024	12/03/2024	10,000,000.00	9,860,016.67	0.00	9,860,016.67	
58459	Buy	62479LQ57	MUFG BK 0.000 03/26/2025	98.57494	12/03/2024	12/03/2024	47,000,000.00	46,330,223.89	0.00	46,330,223.89	
58460	Buy	62479LQ02	MUFG BK 0.000 03/28/2025	98.55292	12/03/2024	12/03/2024	20,000,000.00	19,710,583.33	0.00	19,710,583.33	
58461	Buy	78015J5G8	RY 4.560 06/02/2025	100.00000	12/03/2024	12/03/2024	100,000,000.00	100,000,000.00	0.00	100,000,000.00	
58462	Buy	13606DCU4	CIBCN Y 4.560 06/02/2025	100.00000	12/03/2024	12/03/2024	25,000,000.00	25,000,000.00	0.00	25,000,000.00	
58463	Buy	13606DCV2	CIBCN Y 4.530 09/22/2025	100.00000	12/04/2024	12/04/2024	75,000,000.00	75,000,000.00	0.00	75,000,000.00	
58464	Buy	06367DN92	BMOCHG 4.530 09/22/2025	100.00000	12/04/2024	12/04/2024	50,000,000.00	50,000,000.00	0.00	50,000,000.00	
58465	Buy	313384S75	FHDN 0.000 12/10/2024	99.98742	12/09/2024	12/09/2024	50,000,000.00	49,993,708.33	0.00	49,993,708.33	
58466	Buy	313384S75	FHDN 0.000 12/10/2024	99.98742	12/09/2024	12/09/2024	50,000,000.00	49,993,708.33	0.00	49,993,708.33	
58467	Buy	313384S75	FHDN 0.000 12/10/2024	99.98742	12/09/2024	12/09/2024	50,000,000.00	49,993,708.33	0.00	49,993,708.33	
58468	Buy	313384S75	FHDN 0.000 12/10/2024	99.98742	12/09/2024	12/09/2024	50,000,000.00	49,993,708.33	0.00	49,993,708.33	
58469	Buy	313384S83	FHDN 0.000 12/11/2024	99.98742	12/10/2024	12/10/2024	100,000,000.00	99,987,416.67	0.00	99,987,416.67	
58470	Buy	313384S83	FHDN 0.000 12/11/2024	99.98742	12/10/2024	12/10/2024	100,000,000.00	99,987,416.67	0.00	99,987,416.67	
58471	Buy	313384S83	FHDN 0.000 12/11/2024	99.98742	12/10/2024	12/10/2024	100,000,000.00	99,987,416.67	0.00	99,987,416.67	
58472	Buy	313384S83	FHDN 0.000 12/11/2024	99.98742	12/10/2024	12/10/2024	100,000,000.00	99,987,416.67	0.00	99,987,416.67	
58476	Buy	313384S91	FHDN 0.000 12/12/2024	99.98747	12/11/2024	12/11/2024	100,000,000.00	99,987,472.22	0.00	99,987,472.22	
58477	Buy	313384S91	FHDN 0.000 12/12/2024	99.98747	12/11/2024	12/11/2024	100,000,000.00	99,987,472.22	0.00	99,987,472.22	
58478	Buy	313384S91	FHDN 0.000 12/12/2024	99.98747	12/11/2024	12/11/2024	100,000,000.00	99,987,472.22	0.00	99,987,472.22	
58479	Buy	313384S91	FHDN 0.000 12/12/2024	99.98747	12/11/2024	12/11/2024	100,000,000.00	99,987,472.22	0.00	99,987,472.22	
58480	Buy	62479LR72	MUFG BK 0.000 04/07/2025	98.55050	12/11/2024	12/11/2024	22,000,000.00	21,681,110.00	0.00	21,681,110.00	
58481	Buy	62479LRB3	MUFG BK 0.000 04/11/2025	98.50094	12/11/2024	12/11/2024	11,000,000.00	10,835,103.89	0.00	10,835,103.89	
58482	Buy	62479LRP2	MUFG BK 0.000 04/23/2025	98.35228	12/11/2024	12/11/2024	81,000,000.00	79,665,345.00	0.00	79,665,345.00	
58483	Buy	06367DNE1	BMOCHG 4.460 06/23/2025	100.00000	12/11/2024	12/11/2024	50,000,000.00	50,000,000.00	0.00	50,000,000.00	
58484	Buy	06367DNG6	BMOCHG 4.460 06/27/2025	100.00000	12/11/2024	12/11/2024	50,000,000.00	50,000,000.00	0.00	50,000,000.00	
58485	Buy	78015JAG2	RY 4.430 07/14/2025	100.00000	12/12/2024	12/12/2024	72,000,000.00	72,000,000.00	0.00	72,000,000.00	
58490	Buy	13606DDU3	CIBCN Y 4.500 07/23/2025	100.00000	12/13/2024	12/13/2024	75,000,000.00	75,000,000.00	0.00	75,000,000.00	
58491	Buy	PPGNJX1B4	BKSANF 4.370 03/13/2025	100.00000	12/13/2024	12/13/2024	10,000,000.00	10,000,000.00	0.00	10,000,000.00	
58492	Buy	91282CMB4	T 4.000 12/15/2027	99.43750	12/16/2024	12/16/2024	50,000,000.00	49,718,750.00	5,494.51	49,724,244.51	
58493	Buy	91282CMB4	T 4.000 12/15/2027	99.42578	12/16/2024	12/16/2024	50,000,000.00	49,712,890.63	5,494.51	49,718,385.14	
58494	Buy	PPGJLMRNO	BRIDGE 4.350 06/16/2025	100.00000	12/16/2024	12/16/2024	10,000,000.00	10,000,000.00	0.00	10,000,000.00	
58495	Buy	3133ERJ51	FFCB 4.125 12/10/2027	99.69900	12/17/2024	12/17/2024	38,343,000.00	38,227,587.57	30,754.28	38,258,341.85	
58496	Buy	3133ERJ51	FFCB 4.125 12/10/2027	99.70000	12/17/2024	12/17/2024	25,505,000.00	25,428,485.00	20,457.14	25,448,942.14	
58497	Buy	3133ERJ51	FFCB 4.125 12/10/2027	99.69900	12/17/2024	12/17/2024	21,000,000.00	20,936,790.00	16,843.75	20,953,633.75	
58498	Buy	459053EU4	IBRDDN 0.000 04/25/2025	98.47708	12/17/2024	12/17/2024	12,000,000.00	11,817,250.00	0.00	11,817,250.00	
58499	Buy	89233GW85	TOYCC 0.000 09/08/2025	96.79792	12/17/2024	12/17/2024	65,000,000.00	62,918,645.83	0.00	62,918,645.83	
58500	Buy	3133ERJ51	FFCB 4.125 12/10/2027	99.67600	12/17/2024	12/17/2024	33,000,000.00	32,893,080.00	26,468.75	32,919,548.75	
58501	Buy	46590DSK7	JPMSCP 0.000 05/19/2025	98.13000	12/17/2024	12/17/2024	72,000,000.00	70,653,600.00	0.00	70,653,600.00	
58473	Buy	3136GA3D9	FNMA 5.060 12/10/2029	100.00000	12/20/2024	12/20/2024	65,000,000.00	65,000,000.00	0.00	65,000,000.00	
58474	Buy	3136GA3D9	FNMA 5.060 12/10/2029	100.00000	12/20/2024	12/20/2024	25,000,000.00	25,000,000.00	0.00	25,000,000.00	
58475	Buy	3136GA3D9	FNMA 5.060 12/10/2029	100.00000	12/20/2024	12/20/2024	25,000,000.00	25,000,000.00	0.00	25,000,000.00	
58502	Buy	91282CKP5	T 4.625 04/30/2029	100.87891	12/20/2024	12/20/2024	51,000,000.00	51,448,242.19	325,794.20	51,774,036.39	
58486	Buy	3136GA3N7	FNMA 5.045 12/27/2029	100.00000	12/27/2024	12/27/2024	20,000,000.00	20,000,000.00	0.00	20,000,000.00	
58487	Buy	3136GA3N7	FNMA 5.045 12/27/2029	100.00000	12/27/2024	12/27/2024	62,000,000.00	62,000,000.00	0.00	62,000,000.00	
58488	Buy	3136GA3N7	FNMA 5.045 12/27/2029	100.00000	12/27/2024	12/27/2024	20,000,000.00	20,000,000.00	0.00	20,000,000.00	
58489	Buy	3136GA3N7	FNMA 5.045 12/27/2029	100.00000	12/27/2024	12/27/2024	20,000,000.00	20,000,000.00	0.00	20,000,000.00	
58510	Buy	62479LRV9	MUFG BK 0.000 04/29/2025	98.52667	12/30/2024	12/30/2024	92,000,000.00	90,644,533.33	0.00	90,644,533.33	
58511	Buy	62479LS55	MUFG BK 0.000 05/05/2025	98.45300	12/30/2024	12/30/2024	7,000,000.00	6,891,710.00	0.00	6,891,710.00	
<b>Activity Total</b>								<b>2,626,848,000.00</b>	<b>2,616,115,902.88</b>	<b>431,307.14</b>	<b>2,616,547,210.02</b>

## Investment Transactions Pooled Fund

Accounting ID	Transaction Type	Cusip	Description	Price	Settlement Date	Posted Date	Par Value	Principal	Accrued Interest	Total
57917	Maturity	89115BT59	TDNY 5.510 12/02/2024	100.00000	12/02/2024	12/02/2024	50,000,000.00	50,000,000.00	0.00	50,000,000.00
57915	Maturity	89233GM29	TOYCC 0.000 12/02/2024	100.00000	12/02/2024	12/02/2024	65,000,000.00	65,000,000.00	0.00	65,000,000.00
46327	Maturity	3133ELCP7	FFCB 1.625 12/03/2024	100.00000	12/03/2024	12/03/2024	25,000,000.00	25,000,000.00	0.00	25,000,000.00
57927	Maturity	62479LM44	MUFGBK 0.000 12/04/2024	100.00000	12/04/2024	12/04/2024	36,000,000.00	36,000,000.00	0.00	36,000,000.00
47230	Maturity	3133ENGO7	FFCB 0.920 12/09/2024	100.00000	12/09/2024	12/09/2024	50,000,000.00	50,000,000.00	0.00	50,000,000.00
47231	Maturity	3133ENGO7	FFCB 0.920 12/09/2024	100.00000	12/09/2024	12/09/2024	50,000,000.00	50,000,000.00	0.00	50,000,000.00
58465	Maturity	313384S75	FHDN 0.000 12/10/2024	100.00000	12/10/2024	12/10/2024	50,000,000.00	50,000,000.00	0.00	50,000,000.00
58466	Maturity	313384S75	FHDN 0.000 12/10/2024	100.00000	12/10/2024	12/10/2024	50,000,000.00	50,000,000.00	0.00	50,000,000.00
58467	Maturity	313384S75	FHDN 0.000 12/10/2024	100.00000	12/10/2024	12/10/2024	50,000,000.00	50,000,000.00	0.00	50,000,000.00
58468	Maturity	313384S75	FHDN 0.000 12/10/2024	100.00000	12/10/2024	12/10/2024	50,000,000.00	50,000,000.00	0.00	50,000,000.00
58469	Maturity	313384S83	FHDN 0.000 12/11/2024	100.00000	12/11/2024	12/11/2024	100,000,000.00	100,000,000.00	0.00	100,000,000.00
58470	Maturity	313384S83	FHDN 0.000 12/11/2024	100.00000	12/11/2024	12/11/2024	100,000,000.00	100,000,000.00	0.00	100,000,000.00
58471	Maturity	313384S83	FHDN 0.000 12/11/2024	100.00000	12/11/2024	12/11/2024	100,000,000.00	100,000,000.00	0.00	100,000,000.00
58472	Maturity	313384S83	FHDN 0.000 12/11/2024	100.00000	12/11/2024	12/11/2024	100,000,000.00	100,000,000.00	0.00	100,000,000.00
58476	Maturity	313384S91	FHDN 0.000 12/12/2024	100.00000	12/12/2024	12/12/2024	100,000,000.00	100,000,000.00	0.00	100,000,000.00
58477	Maturity	313384S91	FHDN 0.000 12/12/2024	100.00000	12/12/2024	12/12/2024	100,000,000.00	100,000,000.00	0.00	100,000,000.00
58478	Maturity	313384S91	FHDN 0.000 12/12/2024	100.00000	12/12/2024	12/12/2024	100,000,000.00	100,000,000.00	0.00	100,000,000.00
58479	Maturity	313384S91	FHDN 0.000 12/12/2024	100.00000	12/12/2024	12/12/2024	100,000,000.00	100,000,000.00	0.00	100,000,000.00
58028	Maturity	62479LMD4	MUFGBK 0.000 12/13/2024	100.00000	12/13/2024	12/13/2024	15,000,000.00	15,000,000.00	0.00	15,000,000.00
57928	Maturity	62479LMG7	MUFGBK 0.000 12/16/2024	100.00000	12/16/2024	12/16/2024	50,000,000.00	50,000,000.00	0.00	50,000,000.00
57951	Maturity	89233GMG8	TOYCC 0.000 12/16/2024	100.00000	12/16/2024	12/16/2024	65,000,000.00	65,000,000.00	0.00	65,000,000.00
58021	Maturity	PPGHASP70	BRIDGE 5.360 12/16/2024	100.00000	12/16/2024	12/16/2024	10,000,000.00	10,000,000.00	0.00	10,000,000.00
58299	Maturity	912797MP9	B 0.000 12/17/2024	100.00000	12/17/2024	12/17/2024	75,000,000.00	75,000,000.00	0.00	75,000,000.00
58029	Maturity	62479LMJ1	MUFGBK 0.000 12/18/2024	100.00000	12/18/2024	12/18/2024	50,000,000.00	50,000,000.00	0.00	50,000,000.00
57542	Maturity	3133EN4N7	FFCB 4.250 12/20/2024	100.00000	12/20/2024	12/20/2024	25,000,000.00	25,000,000.00	0.00	25,000,000.00
57543	Maturity	3133EN4N7	FFCB 4.250 12/20/2024	100.00000	12/20/2024	12/20/2024	10,000,000.00	10,000,000.00	0.00	10,000,000.00
57544	Maturity	3133EN4N7	FFCB 4.250 12/20/2024	100.00000	12/20/2024	12/20/2024	25,000,000.00	25,000,000.00	0.00	25,000,000.00
58030	Maturity	62479LMP7	MUFGBK 0.000 12/23/2024	100.00000	12/23/2024	12/23/2024	22,000,000.00	22,000,000.00	0.00	22,000,000.00
58426	Maturity	62479LMP7	MUFGBK 0.000 12/23/2024	100.00000	12/23/2024	12/23/2024	15,000,000.00	15,000,000.00	0.00	15,000,000.00
58031	Maturity	62479LMW2	MUFGBK 0.000 12/30/2024	100.00000	12/30/2024	12/30/2024	15,000,000.00	15,000,000.00	0.00	15,000,000.00
58447	Maturity	62479LMW2	MUFGBK 0.000 12/30/2024	100.00000	12/30/2024	12/30/2024	100,000,000.00	100,000,000.00	0.00	100,000,000.00
46976	Maturity	912828YY0	T 1.750 12/31/2024	100.00000	12/31/2024	12/31/2024	50,000,000.00	50,000,000.00	0.00	50,000,000.00
Activity Total							1,803,000,000.00	1,803,000,000.00	0.00	1,803,000,000.00

## Interest Received Pooled Fund

For month ended December 31, 2024							
Accounting ID	Transaction Type	Cusip	Description	Date Posted	Interest Received	Purchased Interest Adjustment	Net Interest
57917	Interest Income	89115BT59	TDNY 5.510 12/02/2024	12/02/2024	1,767,791.65		1,767,791.65
58430	Interest Income	91282CKT7	T 4.500 05/31/2029	12/02/2024	1,125,000.00	891,393.44	233,606.56
47226	Interest Income	91282CDK4	T 1.250 11/30/2026	12/02/2024	312,500.00		312,500.00
47237	Interest Income	91282CDK4	T 1.250 11/30/2026	12/02/2024	312,500.00		312,500.00
47333	Interest Income	91282CDK4	T 1.250 11/30/2026	12/02/2024	312,500.00		312,500.00
46327	Interest Income	3133ELCP7	FFCB 1.625 12/03/2024	12/03/2024	203,125.00		203,125.00
57675	Interest Income	3130AWER7	FHLB 4.625 06/06/2025	12/06/2024	578,125.00		578,125.00
57676	Interest Income	3130AWER7	FHLB 4.625 06/06/2025	12/06/2024	346,875.00		346,875.00
57677	Interest Income	3130AWER7	FHLB 4.625 06/06/2025	12/06/2024	1,202,500.00		1,202,500.00
57678	Interest Income	3130AWER7	FHLB 4.625 06/06/2025	12/06/2024	231,250.00		231,250.00
58000	Interest Income	3133ERGL9	FFCB 4.500 06/07/2028	12/09/2024	337,500.00		337,500.00
58038	Interest Income	3133ERGL9	FFCB 4.500 06/07/2028	12/09/2024	450,000.00	47,500.00	402,500.00
58040	Interest Income	3133ERGL9	FFCB 4.500 06/07/2028	12/09/2024	336,015.00	35,468.25	300,546.75
47230	Interest Income	3133ENGQ7	FFCB 0.920 12/09/2024	12/09/2024	230,000.00		230,000.00
47231	Interest Income	3133ENGQ7	FFCB 0.920 12/09/2024	12/09/2024	230,000.00		230,000.00
57937	Interest Income	3130AX4E5	FHLB 4.500 06/11/2027	12/11/2024	247,500.00		247,500.00
58033	Interest Income	3133ERGS4	FFCB 4.250 06/11/2029	12/11/2024	212,500.00	17,708.33	194,791.67
58034	Interest Income	3133ERGS4	FFCB 4.250 06/11/2029	12/11/2024	212,500.00	17,708.33	194,791.67
58035	Interest Income	3133ERGS4	FFCB 4.250 06/11/2029	12/11/2024	425,000.00	35,416.67	389,583.33
58036	Interest Income	3133ERGS4	FFCB 4.250 06/11/2029	12/11/2024	212,500.00	17,708.33	194,791.67
58037	Interest Income	3133ERGS4	FFCB 4.250 06/11/2029	12/11/2024	616,250.00	51,354.17	564,895.83
58066	Interest Income	3130B1EF0	FHLB 4.625 06/11/2027	12/11/2024	550,490.63	148,925.00	401,565.63
47409	Interest Income	3130ASGU7	FHLB 3.500 06/11/2027	12/11/2024	216,562.50		216,562.50
47410	Interest Income	3130ASGU7	FHLB 3.500 06/11/2027	12/11/2024	175,000.00		175,000.00
47411	Interest Income	3130ASGU7	FHLB 3.500 06/11/2027	12/11/2024	380,187.50		380,187.50
58022	Interest Income	3130B1BT3	FHLB 4.875 06/12/2026	12/12/2024	394,436.25	76,695.94	317,740.31
58023	Interest Income	3133ERHD6	FFCB 4.875 06/12/2026	12/12/2024	780,000.00	26,000.00	754,000.00
58024	Interest Income	3133ERHD6	FFCB 4.875 06/12/2026	12/12/2024	487,500.00	16,250.00	471,250.00
57657	Interest Income	3130AVWS7	FHLB 3.750 06/12/2026	12/12/2024	319,593.75		319,593.75
57665	Interest Income	3130AVWS7	FHLB 3.750 06/12/2026	12/12/2024	375,000.00		375,000.00
57671	Interest Income	3130AWAH3	FHLB 4.000 06/12/2026	12/12/2024	300,000.00		300,000.00
57672	Interest Income	3130AWAH3	FHLB 4.000 06/12/2026	12/12/2024	200,000.00		200,000.00
57701	Interest Income	3130AWLZ1	FHLB 4.750 06/12/2026	12/12/2024	1,187,500.00		1,187,500.00
47381	Interest Income	3133ENYQ7	FFCB 2.950 06/13/2025	12/13/2024	737,500.00		737,500.00
47425	Interest Income	3130ASG86	FHLB 3.375 06/13/2025	12/13/2024	214,312.50		214,312.50
47426	Interest Income	3130ASG86	FHLB 3.375 06/13/2025	12/13/2024	201,487.50		201,487.50
57539	Interest Income	3133EN4B3	FFCB 4.250 06/13/2025	12/13/2024	318,750.00		318,750.00
57540	Interest Income	3133EN4B3	FFCB 4.250 06/13/2025	12/13/2024	318,750.00		318,750.00
57541	Interest Income	3133EN4B3	FFCB 4.250 06/13/2025	12/13/2024	318,750.00		318,750.00
57650	Interest Income	3130ATST5	FHLB 4.375 06/13/2025	12/13/2024	218,750.00		218,750.00
57655	Interest Income	3130ATST5	FHLB 4.375 06/13/2025	12/13/2024	216,890.63		216,890.63
57656	Interest Income	3130ATST5	FHLB 4.375 06/13/2025	12/13/2024	557,812.50		557,812.50
57658	Interest Income	3130ATST5	FHLB 4.375 06/13/2025	12/13/2024	65,625.00		65,625.00
57659	Interest Income	3130ATST5	FHLB 4.375 06/13/2025	12/13/2024	218,750.00		218,750.00
57666	Interest Income	3130ATST5	FHLB 4.375 06/13/2025	12/13/2024	525,000.00		525,000.00
57708	Interest Income	3130AWLY4	FHLB 5.125 06/13/2025	12/13/2024	1,233,843.75		1,233,843.75
57709	Interest Income	3130AWLY4	FHLB 5.125 06/13/2025	12/13/2024	276,750.00		276,750.00
58039	Interest Income	91282CKV2	T 4.625 06/15/2027	12/16/2024	1,156,250.00	69,501.37	1,086,748.63

## Interest Received Pooled Fund

Accounting ID	Transaction Type	Cusip	Description	Date Posted	Interest Received	Purchased Interest Adjustment	Net Interest
58067	Interest Income	91282CKV2	T 4.625 06/15/2027	12/16/2024	1,156,250.00	151,639.34	1,004,610.66
58101	Interest Income	459058KJ1	IBRD 3.125 06/15/2027	12/16/2024	192,608.49	34,230.56	158,377.93
58415	Interest Income	91282CKV2	T 4.625 06/15/2027	12/16/2024	1,156,250.00	726,605.19	429,644.81
47263	Interest Income	3133ENHM5	FFCB 1.170 12/16/2025	12/16/2024	263,250.00		263,250.00
47264	Interest Income	3133ENHM5	FFCB 1.170 12/16/2025	12/16/2024	292,500.00		292,500.00
57679	Interest Income	3133EPMU6	FFCB 4.250 06/15/2026	12/16/2024	637,500.00		637,500.00
57680	Interest Income	3133EPMU6	FFCB 4.250 06/15/2026	12/16/2024	425,000.00		425,000.00
57681	Interest Income	3133EPMV4	FFCB 4.125 06/15/2027	12/16/2024	596,887.50		596,887.50
57683	Interest Income	3133EPMU6	FFCB 4.250 06/15/2026	12/16/2024	524,875.00		524,875.00
58021	Interest Income	PPGHASP70	BRIDGE 5.360 12/16/2024	12/17/2024	270,258.07		270,258.07
47239	Interest Income	3135G04Z3	FNMA 0.500 06/17/2025	12/17/2024	25,000.00		25,000.00
47241	Interest Income	3135G04Z3	FNMA 0.500 06/17/2025	12/17/2024	11,637.50		11,637.50
57542	Interest Income	3133EN4N7	FFCB 4.250 12/20/2024	12/20/2024	531,250.00		531,250.00
57543	Interest Income	3133EN4N7	FFCB 4.250 12/20/2024	12/20/2024	212,500.00		212,500.00
57544	Interest Income	3133EN4N7	FFCB 4.250 12/20/2024	12/20/2024	531,250.00		531,250.00
57686	Interest Income	3133EPNG6	FFCB 4.375 06/23/2026	12/23/2024	1,093,750.00		1,093,750.00
57687	Interest Income	3133EPNG6	FFCB 4.375 06/23/2026	12/23/2024	546,875.00		546,875.00
57688	Interest Income	3133EPNG6	FFCB 4.375 06/23/2026	12/23/2024	546,875.00		546,875.00
58041	Interest Income	3133ERJZ5	FFCB 4.500 06/28/2027	12/30/2024	675,000.00		675,000.00
47091	Interest Income	3130AN4A5	FHLB 0.700 06/30/2025	12/30/2024	61,880.00		61,880.00
47402	Interest Income	3133ENZK9	FFCB 3.240 06/28/2027	12/30/2024	451,413.00		451,413.00
57560	Interest Income	3133EN5E6	FFCB 4.000 12/29/2025	12/30/2024	300,000.00		300,000.00
57561	Interest Income	3133EN5E6	FFCB 4.000 12/29/2025	12/30/2024	500,000.00		500,000.00
57562	Interest Income	3133EN5E6	FFCB 4.000 12/29/2025	12/30/2024	400,000.00		400,000.00
57826	Interest Income	91282CHK0	T 4.000 06/30/2028	12/31/2024	1,000,000.00		1,000,000.00
57833	Interest Income	91282CHK0	T 4.000 06/30/2028	12/31/2024	1,000,000.00		1,000,000.00
57834	Interest Income	91282CHK0	T 4.000 06/30/2028	12/31/2024	1,000,000.00		1,000,000.00
57844	Interest Income	91282CHL8	T 4.625 06/30/2025	12/31/2024	1,156,250.00		1,156,250.00
57845	Interest Income	91282CHK0	T 4.000 06/30/2028	12/31/2024	1,000,000.00		1,000,000.00
57861	Interest Income	91282CHK0	T 4.000 06/30/2028	12/31/2024	1,000,000.00		1,000,000.00
57879	Interest Income	91282CEW7	T 3.250 06/30/2027	12/31/2024	812,500.00		812,500.00
57892	Interest Income	91282CEW7	T 3.250 06/30/2027	12/31/2024	812,500.00		812,500.00
46938	Interest Income	91282CBC4	T 0.375 12/31/2025	12/31/2024	93,750.00		93,750.00
57935	Interest Income	91282CHK0	T 4.000 06/30/2028	12/31/2024	1,000,000.00		1,000,000.00
46940	Interest Income	91282CBC4	T 0.375 12/31/2025	12/31/2024	93,750.00		93,750.00
46959	Interest Income	912828ZW3	T 0.250 06/30/2025	12/31/2024	62,500.00		62,500.00
58391	Interest Income	91282CEW7	T 3.250 06/30/2027	12/31/2024	812,500.00	388,586.96	423,913.04
46960	Interest Income	912828ZW3	T 0.250 06/30/2025	12/31/2024	62,500.00		62,500.00
46976	Interest Income	912828YY0	T 1.750 12/31/2024	12/31/2024	437,500.00		437,500.00
47045	Interest Income	912828ZW3	T 0.250 06/30/2025	12/31/2024	62,500.00		62,500.00
47046	Interest Income	912828ZW3	T 0.250 06/30/2025	12/31/2024	62,500.00		62,500.00
47051	Interest Income	912828ZW3	T 0.250 06/30/2025	12/31/2024	62,500.00		62,500.00
47078	Interest Income	91282CCJ8	T 0.875 06/30/2026	12/31/2024	218,750.00		218,750.00
47093	Interest Income	912828ZW3	T 0.250 06/30/2025	12/31/2024	62,500.00		62,500.00
47096	Interest Income	91282CCJ8	T 0.875 06/30/2026	12/31/2024	218,750.00		218,750.00
47099	Interest Income	91282CCJ8	T 0.875 06/30/2026	12/31/2024	218,750.00		218,750.00
47101	Interest Income	91282CCJ8	T 0.875 06/30/2026	12/31/2024	218,750.00		218,750.00
47109	Interest Income	912828ZW3	T 0.250 06/30/2025	12/31/2024	62,500.00		62,500.00
47112	Interest Income	912828ZW3	T 0.250 06/30/2025	12/31/2024	62,500.00		62,500.00

## Interest Received Pooled Fund

Accounting ID	Transaction Type	Cusip	Description	Date Posted	Interest Received	Purchased Interest Adjustment	Net Interest
47113	Interest Income	91282CCJ8	T 0.875 06/30/2026	12/31/2024	218,750.00		218,750.00
47124	Interest Income	91282CCJ8	T 0.875 06/30/2026	12/31/2024	218,750.00		218,750.00
47165	Interest Income	91282CCJ8	T 0.875 06/30/2026	12/31/2024	218,750.00		218,750.00
47175	Interest Income	91282CCJ8	T 0.875 06/30/2026	12/31/2024	218,750.00		218,750.00
47238	Interest Income	912828ZW3	T 0.250 06/30/2025	12/31/2024	62,500.00		62,500.00
47275	Interest Income	91282CCJ8	T 0.875 06/30/2026	12/31/2024	218,750.00		218,750.00
47330	Interest Income	91282CDQ1	T 1.250 12/31/2026	12/31/2024	312,500.00		312,500.00
Activity Total					46,312,733.72	2,752,691.88	43,560,041.84

## Money Market / Secured Bank Deposit Activity Pooled Fund

For month ended December 31, 2024				
Accounting ID	Description	Activity Date	Transaction Type	Transaction Amount
09248U718	BlackRock Liquidity Funds T-Fund	12/31/2024	Interest Received	52,571.39
	<b>Activity Total</b>			<b>52,571.39</b>
31607A703	Fidelity Govt Portfolio	12/02/2024	Withdrawal	( 80,000,000.00)
31607A703	Fidelity Govt Portfolio	12/03/2024	Withdrawal	( 175,000,000.00)
31607A703	Fidelity Govt Portfolio	12/06/2024	Deposit	135,000,000.00
31607A703	Fidelity Govt Portfolio	12/09/2024	Deposit	120,000,000.00
31607A703	Fidelity Govt Portfolio	12/12/2024	Deposit	170,000,000.00
31607A703	Fidelity Govt Portfolio	12/16/2024	Withdrawal	( 165,000,000.00)
31607A703	Fidelity Govt Portfolio	12/23/2024	Deposit	33,000,000.00
31607A703	Fidelity Govt Portfolio	12/24/2024	Deposit	22,000,000.00
31607A703	Fidelity Govt Portfolio	12/26/2024	Withdrawal	( 92,000,000.00)
31607A703	Fidelity Govt Portfolio	12/31/2024	Interest Received	1,467,348.79
	<b>Activity Total</b>			<b>( 30,532,651.21)</b>
608919718	Federated Hermes Govt Obligations	12/04/2024	Withdrawal	( 70,000,000.00)
608919718	Federated Hermes Govt Obligations	12/05/2024	Deposit	117,000,000.00
608919718	Federated Hermes Govt Obligations	12/06/2024	Deposit	150,000,000.00
608919718	Federated Hermes Govt Obligations	12/12/2024	Deposit	168,000,000.00
608919718	Federated Hermes Govt Obligations	12/17/2024	Withdrawal	( 100,000,000.00)
608919718	Federated Hermes Govt Obligations	12/19/2024	Withdrawal	( 15,000,000.00)
608919718	Federated Hermes Govt Obligations	12/20/2024	Withdrawal	( 110,000,000.00)
608919718	Federated Hermes Govt Obligations	12/26/2024	Withdrawal	( 5,000,000.00)
608919718	Federated Hermes Govt Obligations	12/27/2024	Withdrawal	( 50,000,000.00)
608919718	Federated Hermes Govt Obligations	12/31/2024	Withdrawal	( 86,000,000.00)
608919718	Federated Hermes Govt Obligations	12/31/2024	Interest Received	1,273,466.37
	<b>Activity Total</b>			<b>273,466.37</b>
262006208	Dreyfus Government Cash Management	12/31/2024	Interest Received	83,853.57
	<b>Activity Total</b>			<b>83,853.57</b>
85749T517	State Street Institutional U.S. Govt	12/10/2024	Withdrawal	( 60,000,000.00)
85749T517	State Street Institutional U.S. Govt	12/11/2024	Withdrawal	( 85,000,000.00)
85749T517	State Street Institutional U.S. Govt	12/13/2024	Withdrawal	( 50,000,000.00)
85749T517	State Street Institutional U.S. Govt	12/17/2024	Withdrawal	( 125,000,000.00)
85749T517	State Street Institutional U.S. Govt	12/18/2024	Withdrawal	( 18,000,000.00)
85749T517	State Street Institutional U.S. Govt	12/31/2024	Interest Received	2,218,985.46
	<b>Activity Total</b>			<b>( 335,781,014.54)</b>
61747C319	Morgan Stanley Institutional Liquidity	12/31/2024	Interest Received	2,986,096.12
	<b>Activity Total</b>			<b>2,986,096.12</b>
0660P0999	Bank of America TTX INV Deposit Acct	12/31/2024	Interest Received	389,621.01
	<b>Activity Total</b>			<b>389,621.01</b>