

Proposed Fiscal Year 2018/19 Annual Budget and Work Program

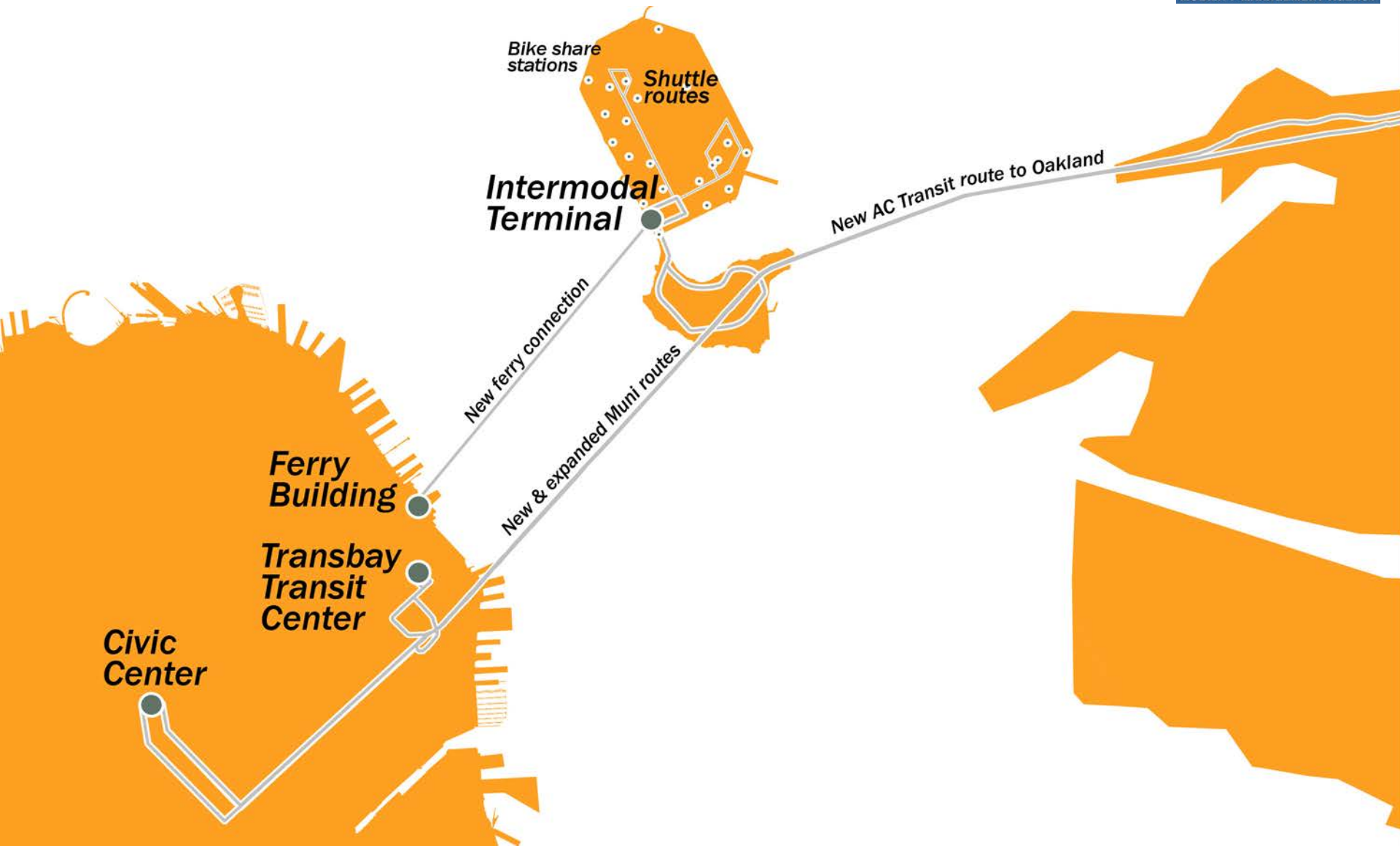
TIMMA Committee
Agenda Item 4



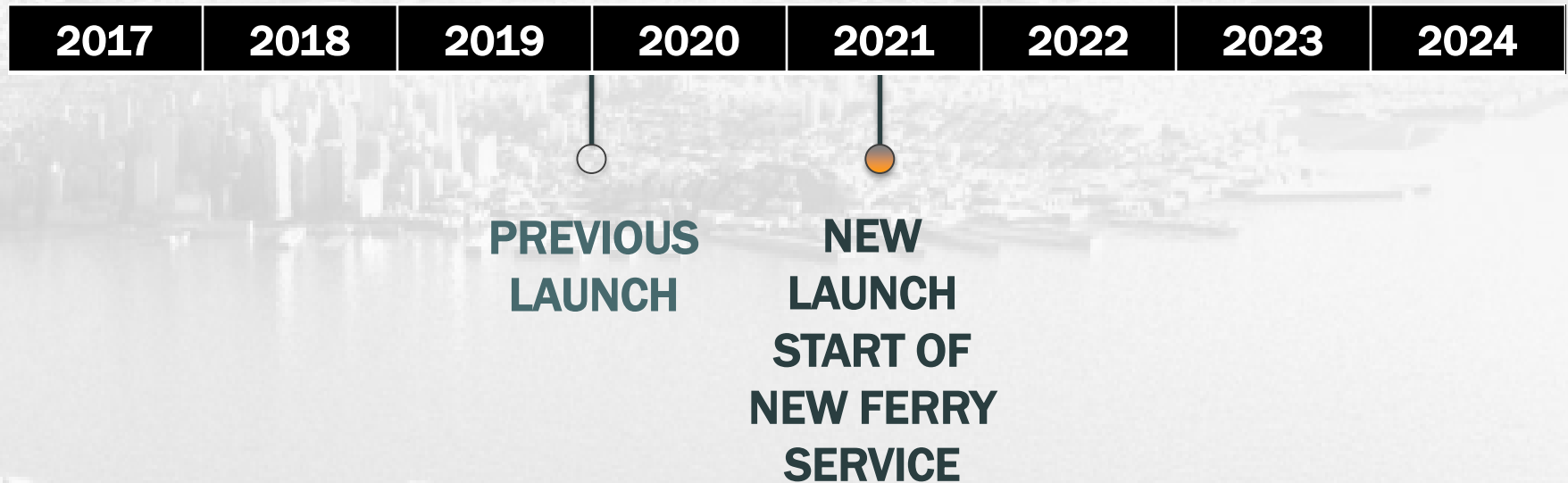
TREASURE ISLAND MOBILITY MANAGEMENT AGENCY

June 19, 2018

New Transit Services Planned



3 Revised TIMMA Program Launch Date



New date accounts for:

- Slower pace of development buildout
- Completion of YBI Infrastructure

Getting to Start of New Services



Adopt opening year
operating policies

Outreach to residents, businesses, and other stakeholders

Develop Affordability Program, Transit Pass

Seek grant funding and additional operations funding sources

Toll System Engineering

Bus transit service planning

Ferry service planning

Bus, shuttle,
and toll
operations
begin

Initial Ferry
Service begins

Now

2019

2021

FY 2018/19 Budget – Work Program



► Governance and Administration

- **Agency Agreements:**
 - AC Transit & SFMTA
 - Bay Area Toll Authority (BATA)
 - Treasure Island Development Authority (TIDA)
 - Water Emergency Transportation Authority (WETA)

- **Funding/Grants Management:**
 - Advanced Transportation & Congestion Management Technologies
 - Bay Area Air Quality Management District
 - Regional Measure 3
 - Metropolitan Transportation Commission
 - Senate Bill 1
 - Cap and Trade

FY 2018/19 Budget – Work Program



► Planning

- Travel demand/financial projections
- Toll policies
- Transit Pass & Transportation Affordability Programs
- Parking Management Plan
- Autonomous Vehicle (AV) Shuttle Pilot

► Engineering

- Tolling Infrastructure
- Environmental Documentation
- Civil Final Design: Multiple locations
- Toll System Final Design

► Communications

- Outreach and Community Relations

FY 2018/19 Budget – Line Item Detail

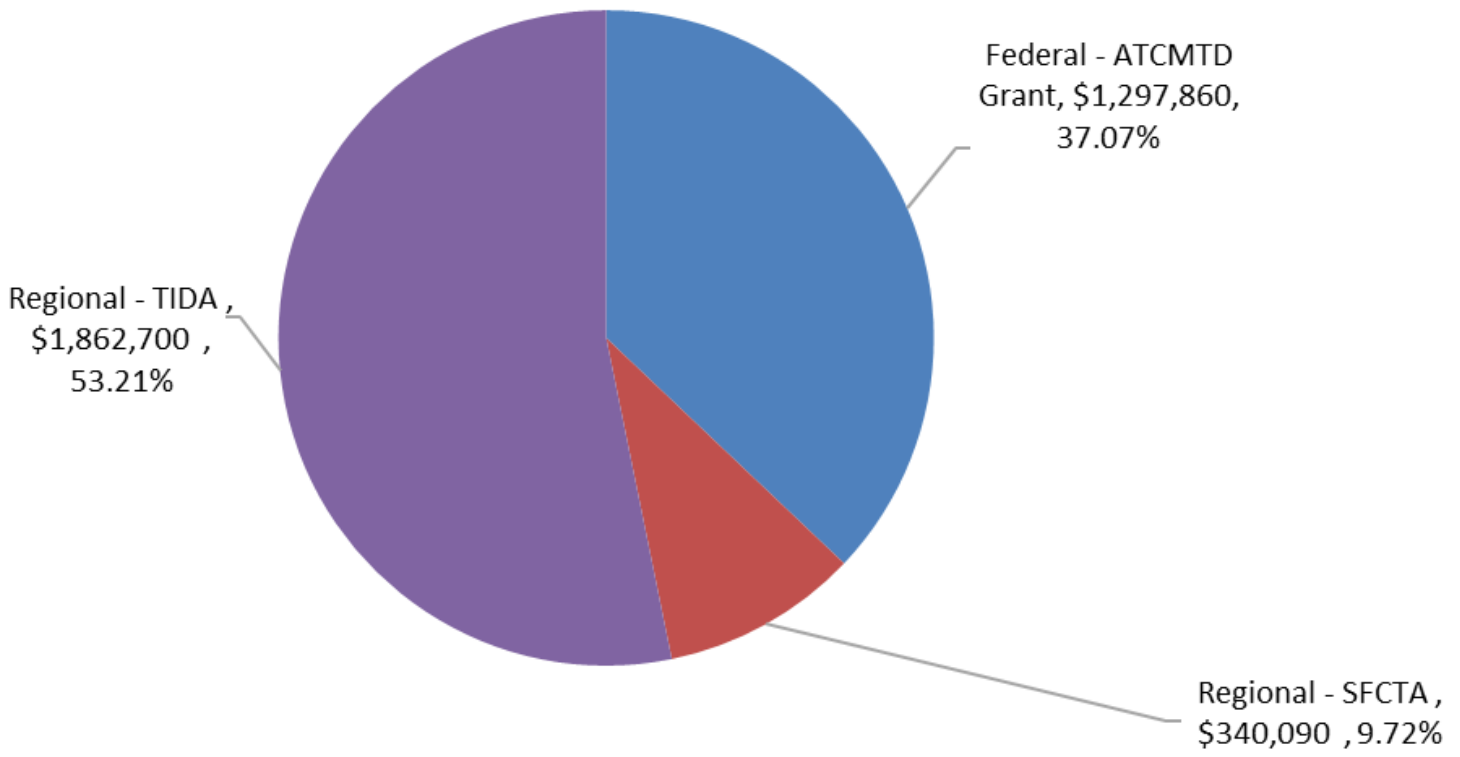


	Proposed Budget Fiscal Year 2018/19	Increase/ (Decrease)	Amended Budget Fiscal Year 2017/18
Program Revenues:			
Federal Advanced Transportation and Congestion Management Technologies Deployment	\$ 1,297,860	\$ 1,272,932	\$ 24,928
Regional San Francisco Municipal Transportation Agency (SFMTA)	-	(95,017)	95,017
Regional San Francisco County Transportation Authority (SFCTA)	340,090	340,090	-
Regional Treasure Island Development Authority (TIDA)	1,862,700	460,475	1,402,225
Total Program Revenues	3,500,650	1,978,480	1,522,170
Expenditures:			
Technical Professional Services	2,577,121	1,651,170	925,951
Administrative Operating Costs			
Personnel Expenditures			
Salaries	586,248	225,759	360,489
Fringe Benefits	275,881	106,239	169,642
Non-personnel Expenditures			
Administrative Operations	55,800	(6,088)	61,888
Commissioner-Related Expenses	5,600	1,400	4,200
Total Expenditures	3,500,650	1,978,480	1,522,170
Net Change in Fund Balance	\$ -	\$ -	\$ -

FY 2018/19 Budget – Revenues



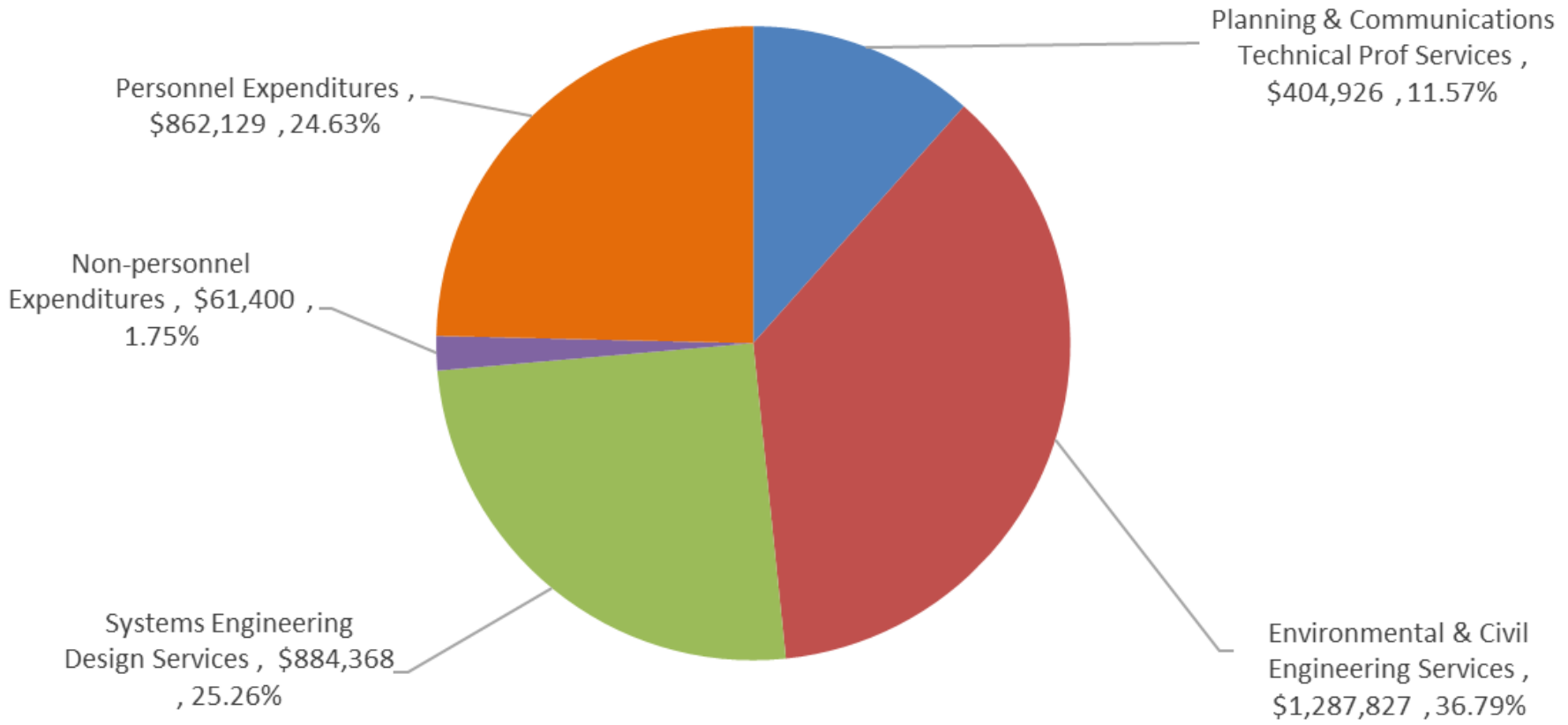
Proposed FY 2018/19 Budget Total Revenues \$3,500,650



FY 2018/19 Budget – Expenditures



Proposed FY 2018/19 Budget Total Expenditures \$3,500,650



Thank You



TREASURE ISLAND MOBILITY MANAGEMENT AGENCY