



RESOLUTION ALLOCATING \$9,599,451 IN PROP K FUNDS, WITH CONDITIONS, FOR THREE REQUESTS, SUBJECT TO THE ATTACHED FISCAL YEAR CASH FLOW DISTRIBUTION SCHEDULES, AND COMMITTING TO ALLOCATE AN ADDITIONAL \$6,716,276 IN PROP K FUNDS FOR TWO PROJECTS

WHEREAS, The Transportation Authority received three Prop K requests totaling \$9,599,451, as summarized in Attachments 1 and 2 and detailed in the attached allocation request forms; and

WHEREAS, The requests seek funds from the following Prop K Expenditure Plan categories: New and Renovated Vehicles–MUNI, Rehab/Upgrades Existing Facilities–MUNI, Bicycle Circulation/Safety and Pedestrian Circulation/Safety; and

WHEREAS, As required by the voter-approved Prop K Expenditure Plan, the Transportation Authority Board has adopted a Prop K 5-Year Prioritization Program (5YPP) for all of the aforementioned Expenditure Plan programmatic categories; and

WHEREAS, The San Francisco Municipal Transportation Agency's (SFMTA's) request for its Arguello Boulevard Near-term Improvements [NTIP Capital] project is consistent with the Bicycle Circulation/Safety and Pedestrian Circulation/Safety 5YPPs; and

WHEREAS, The SFMTA's requests for the Replace 14 60-Foot Trolley Coaches and the Burke Facility Renovation projects require 5YPP amendments as detailed in the attached allocation request forms; and

WHEREAS, After reviewing the requests, Transportation Authority staff recommended allocating a total of \$9,599,451 in Prop K funds, with conditions, for three projects, as described in Attachment 3 and detailed in the attached allocation request forms, which include staff



recommendations for allocation amounts, required deliverables, timely use of funds requirements, special conditions, and Fiscal Year Cash Flow Distribution Schedules; and

WHEREAS, The staff recommendation included a commitment to allocate \$6,637,580 to match Fiscal Year 2016/17 Federal Transit Administration funds for replacement of 19 additional 60-foot trolley coaches, and a commitment to allocate \$78,696 for pedestrian and bicycle improvements that will be constructed through the San Francisco Public Work's Arguello paving project in 2017; and

WHEREAS, There are sufficient funds in the Capital Expenditures line item of the Transportation Authority's approved Fiscal Year 2015/16 budget to cover the proposed actions; and

WHEREAS, At its April 27, 2016 meeting, the Citizens Advisory Committee was briefed on this item and adopted a motion of support for the staff recommendation; and

WHEREAS, On May 17, 2016, the Plans and Programs Committee reviewed the subject requests and unanimously recommended approval of the staff recommendation; now, therefore, be it

RESOLVED, That the Transportation Authority hereby amends the Prop K 5YPPs for the New and Renovated Vehicles–MUNI and Rehabilitate/Upgrade Existing Facilities–MUNI categories, as detailed in the attached allocation request forms; and be it further

RESOLVED, That the Transportation Authority hereby allocates \$9,599,451 in Prop K funds, with conditions, and commits to allocate an additional \$6,716,276 in Prop K funds, as summarized in Attachment 3 and detailed in the attached allocation request forms; and be it further

RESOLVED, That the Transportation Authority finds the allocation of these funds to be in conformance with the priorities, policies, funding levels, and prioritization methodologies established in the Prop K Expenditure Plan, the Prop K Strategic Plan, and the relevant 5YPPs; and



be it further

RESOLVED, That the Transportation Authority hereby authorizes the actual expenditure (cash reimbursement) of funds for these activities to take place subject to the Fiscal Year Cash Flow Distribution Schedules detailed in the attached allocation request forms; and be it further

RESOLVED, That the Capital Expenditures line item for subsequent fiscal year annual budgets shall reflect the maximum reimbursement schedule amounts adopted and the Transportation Authority does not guarantee reimbursement levels higher than those adopted; and be it further

RESOLVED, That as a condition of this authorization for expenditure, the Executive Director shall impose such terms and conditions as are necessary for the project sponsor to comply with applicable law and adopted Transportation Authority policies and execute Standard Grant Agreements to that effect; and be it further

RESOLVED, That as a condition of this authorization for expenditure, the project sponsor shall provide the Transportation Authority with any other information it may request regarding the use of the funds hereby authorized; and be it further

RESOLVED, That the Capital Improvement Program of the Congestion Management Program, the Prop K Strategic Plan and the relevant 5YPPs are hereby amended, as appropriate.

Attachments (5):

1. Summary of Applications Received
2. Project Descriptions
3. Staff Recommendations
4. Prop K 2015/16 Fiscal Year Cash Flow Distribution – Summary
5. Prop K Allocation Request Forms (3)



The foregoing Resolution was approved and adopted by the San Francisco County Transportation Authority at a regularly scheduled meeting thereof, this 24th day of May, 2016, by the following votes:

Ayes: Commissioners Avalos, Breed, Campos, Cohen, Farrell, Kim, Peskin, Wiener and Yee (9)

Nays: (0)

Absent: Commissioners Mar and Tang (2)

A handwritten signature in blue ink that reads "Scott Wiener".

Scott Wiener
Chair

5/31/16

Date

ATTEST:

A handwritten signature in blue ink that reads "Tilly Chang".

Tilly Chang
Executive Director

5/31/16
Date

Attachment 1: Summary of Applications Received

Source	EP Line No./Category ¹	Project Sponsor ²	Project Name	Current Prop K Request	Current Prop AA Request	Total Cost for Requested Phase(s)	Leveraging		Phase(s) Requested	District
							Expected Leveraging by EP Line ³	Actual Leveraging by Project Phase(s) ⁴		
Prop K	17M	SFMTA	Replace 14 60-Foot Trolley Coaches	\$ 5,000,000	\$ -	\$ 25,000,000	84%	80%	Procurement	Citywide
Prop K	20M	SFMTA	Burke Facility Renovation	\$ 4,400,000		\$ 4,550,000	90%	3%	Planning, Design	10
Prop K	39, 40	SFMTA	Arguello Boulevard Near-term Improvements [NTIP Capital]	\$ 199,451	\$ -	\$ 199,451	NA	0%	Design, Construction	1
TOTAL				\$ 9,599,451	\$ -	\$ 29,749,451	84%	68%		

Footnotes

¹ "EP Line No./Category" is either the Prop K Expenditure Plan line number referenced in the 2014 Prop K Strategic Plan or the Prop AA Expenditure Plan category referenced in the 2012 Prop AA Strategic Plan, including: Street Repair and Reconstruction (Street), Pedestrian Safety (Ped), and Transit Reliability and Mobility Improvements (Transit).

² Acronym: SFMTA (San Francisco Municipal Transportation Agency)

³ "Expected Leveraging By EP Line" is calculated by dividing the total non-Prop K funds expected to be available for a given Prop K Expenditure Plan line item (e.g. Pedestrian Circulation and Safety) by the total expected funding for that Prop K Expenditure Plan line item over the 30-year Expenditure Plan period. For example, expected leveraging of 90% indicates that on average non-Prop K funds should cover 90% of the total costs for all projects in that category, and Prop K should cover only 10%.

⁴ "Actual Leveraging by Project Phase" is calculated by dividing the total non-Prop K or non-Prop AA funds in the funding plan by the total cost for the requested phase or phases. If the percentage in the "Actual Leveraging" column is lower than in the "Expected Leveraging" column, the request (indicated by yellow highlighting) is leveraging fewer non-Prop K dollars than assumed in the Expenditure Plan. A project that is well leveraged overall may have lower-than-expected leveraging for an individual or partial phase.

Attachment 2: Brief Project Descriptions ¹

EP Line No./ Category	Project Sponsor	Project Name	Prop K Funds Requested	Prop AA Funds Requested	Project Description
17M	SFMTA	Replace 14 60-Foot Trolley Coaches	\$ 5,000,000	\$ -	<p>The SFMTA is requesting allocation of \$5 million and a commitment to allocate \$6.6 million in Prop K funds to match \$46.6 million in federal funds for procurement of 33 60-foot articulated trolley coaches from New Flyer Inc. This allocation would help fund the procurement of 14 of the 33 buses and would match federal funds currently available to SFMTA. The SFMTA will request the remaining Prop K funds and issue a second Notice to Proceed for the last 19 buses after the Metropolitan Transportation Commission programs sufficient FY16/17 federal funds to the project (expected fall 2016). The new coaches will replace 60-foot trolley coaches that have reached the end of their useful lives. The subject procurement is the second tranche in the planned purchase of up to 333 trolley coaches from New Flyer. The first vehicle that is funded by the subject request should be delivered June 2017 and all vehicles to be in service by October 2017.</p>

Attachment 2: Brief Project Descriptions ¹

EP Line No./ Category	Project Sponsor	Project Name	Prop K Funds Requested	Prop AA Funds Requested	Project Description
20M	SFMTA	Burke Facility Renovation	\$ 4,400,000	\$ -	<p>Funds will be used for the planning and design phases for the SFMTA's \$30 million project to renovate 1570-1580 Burke Avenue. This facility currently functions as the central warehouse for SFMTA's Materials Management section, which distributes parts and supplies to all vehicle maintenance facilities throughout the city. The renovation will make more efficient use of the building, with about half of the space being remodeled to improve the capacity of the central warehouse through improved shelving systems and inventory management systems, and half of the space being remodeled as the new headquarters of SFMTA's Overhead Lines division. The project schedule is highly compressed, with completion of design scheduled for December 2016 and project completion by May 2018, when the Overhead Lines division must vacate 1401 Bryant Street to allow the building to be renovated for the new Animal Care and Control facility. The project will be delivered through a Construction Manager/General Contractor (CMGC) delivery method.</p>
39, 40	SFMTA	Arguello Boulevard Near-term Improvements [NTIP Capital]	\$ 199,451	\$ -	<p>Funds would be used for construction of bicycle and pedestrian safety improvements on Arguello Boulevard between Fulton Street and West Pacific Avenue. Improvements for this Bicycle High Injury Corridor were developed through a Neighborhood Transportation Improvement Program (NTIP) planning grant to improve safety and access to Golden Gate Park. The paint-only treatments include striping a 2-ft. buffer alongside the existing bike lanes, and continental crosswalks and daylighting at intersections to improve pedestrian visibility. This request would also fund the design phase for concrete bulbouts to be constructed through the SFPW's paving project in 2017. Near-term paint improvements will be constructed by August 2016.</p>
TOTAL			\$ 9,599,451	\$ -	

¹ See Attachment 1 for footnotes.

Attachment 3: Staff Recommendations ¹

EP Line No./ Category	Project Sponsor	Project Name	Prop K Funds Recommended	Prop AA Funds Recommended	Recommendation
17M	SFMTA	Replace 14 60-Foot Trolley Coaches	\$ 5,000,000	\$ -	<p>Our recommendation includes a commitment to allocate about \$6.6 million in Prop K funds to match \$26.6 million in FY16/17 Federal Transit Administration funds anticipated to be programmed by MTC in fall 2016.</p> <p>5-Year Prioritization Program (5YPP) Amendment: The recommended allocation is contingent on an amendment to the Vehicles 5YPP to reprogram \$5,000,000 in FY15/16 funds from Replace 100 ETI 40' Trolley Coaches to the subject project. See attached 5YPP amendment for details.</p>
20M	SFMTA	Burke Facility Renovation	\$ 4,400,000	\$ -	<p>Multi-phase allocation is recommended given the overlapping schedules of the two phases and the compressed schedule of the project as a whole.</p> <p>Due to the highly compressed project schedule and uncertain site conditions, our recommendation places \$2,335,000 in contingency and final design funds on reserve pending receipt of updated scope, schedule and budget upon completion of 35% design.</p> <p>5YPP Amendment: The recommended allocation is contingent upon amendment of the Facilities-Muni 5YPP to reprogram FY14/15 funds from the Implementation of Various Facility Plans Placeholder and cumulative remaining programming capacity to the subject project. See attached 5YPP amendment for details.</p>
39, 40	SFMTA	Arguello Boulevard Near-term Improvements [NTIP Capital]	\$ 199,451	\$ -	<p>Multi-phase allocation is recommended as the work represents two distinct scopes of work with independent utility (e.g. design of concrete bulbs and construction of near-term striping work).</p> <p>Our recommendation includes a commitment to allocate \$78,696 in Prop K funds for pedestrian and bicycle paint improvements that will be constructed through the SFPW's Arguello paving project in 2017. These improvements include green bike boxes and green bike lane treatments, and khaki pedestrian safety zones. The paving project will pay for restriping all the near-term paint work to be funded by this request.</p>
TOTAL			\$ 9,599,451	\$ -	

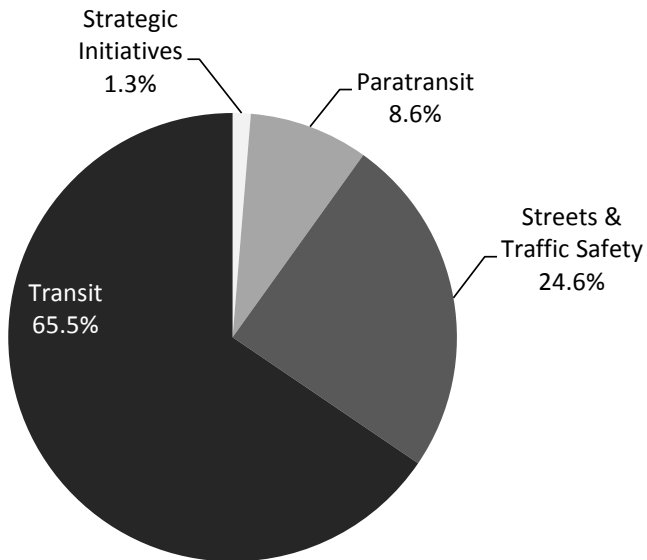
¹ See Attachment 1 for footnotes.

**Attachment 4.
Prop K/ Prop AA Allocation Summaries - FY 2015/16**

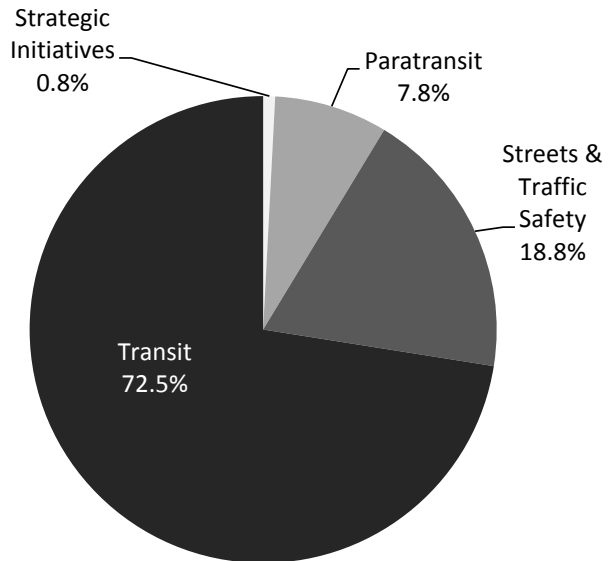
PROP K SALES TAX		CASH FLOW				
	Total	FY 2015/16	FY 2016/17	FY 2017/18	FY 2018/19	2019/20
Prior Allocations	\$ 189,376,527	\$ 91,177,712	\$ 83,708,529	\$ 14,026,822	\$ 333,487	\$ 32,495
Current Request(s)	\$ 9,599,451	\$ 500,000	\$ 9,099,451	\$ -	\$ -	\$ -
New Total Allocations	\$ 198,975,978	\$ 91,677,712	\$ 92,807,980	\$ 14,026,822	\$ 333,487	\$ 32,495

The above table shows maximum annual cash flow for all FY 2015/16 allocations approved to date, along with the current recommended

Investment Commitments, per Prop K Expenditure Plan



Prop K Investments To Date



Attachment 5
Prop K Grouped Allocation Requests
May 2016 Board Action

Table of Contents

No.	Fund Source	Project Sponsor ¹	Expenditure Plan Line Item/ Category Description	Project Name	Phase	Funds Requested
1	Prop K	SFMTA	Vehicles - SFMTA	Replace 14 60-Foot Trolley Coaches	Procurement	\$ 5,000,000
2	Prop K	SFMTA	Facilities - Muni	Burke Facility Renovation	Planning, Design	\$ 4,400,000
3	Prop K	SFMTA	Bicycle Circulation/ Safety, Pedestrian Circulation/ Safety	Arguello Boulevard Near-term Improvements [NTIP Capital]	Design, Construction	\$ 199,451
Total Requested						\$ 9,599,451

¹

Acronym: SFMTA (San Francisco Municipal Transportation Agency)



This Page Intentionally Left Blank

**San Francisco County Transportation Authority
Prop K/Prop AA Allocation Request Form**

FY of Allocation Action:

Project Name:

Implementing Agency:

EXPENDITURE PLAN INFORMATION

Prop K EP Project/Program:

Prop K EP Line Number (Primary): **Current Prop K Request:** \$

Prop K Other EP Line Numbers:

Prop AA Category:

Current Prop AA Request: \$

Supervisorial District(s):

SCOPE

Sufficient scope detail should be provided to allow Authority staff to evaluate the reasonableness of the proposed budget and schedule. If there are prior allocations for the same project, provide an update on progress. Describe any outreach activities included in the scope. Long scopes may be provided in a separate Word file. Maps.

If a project is not already name Project sponsors shall provide a brief explanation of how the project was prioritized for funding, highlighting: 1) project benefits, 2) level of public input into the prioritization process, and 3) whether the project is included in any adopted plans, including Prop K/Prop AA 5-Year Prioritization Program (5YPPs). Justify any inconsistencies with the adopted Prop K/Prop AA Strategic Plans and/or relevant 5YPPs.

Indicate whether work is to be performed by outside consultants and/or by force account.

The San Francisco Municipal Transportation Agency (SFMTA) requests \$5 million in Prop K funds and a commitment to allocate \$6,637,580 for procurement of a total of 33 60-foot articulated New Flyer electric trolley coaches to replace 33 Electric Transit Inc. (ETI) 60-foot trolley coaches that have reached the end of their useful lives.

Please see details on the following pages.

**San Francisco County Transportation Authority
Prop K/Prop AA Allocation Request Form**

Background

The SFMTA currently has a fleet of 93 60-ft articulated trolley coaches consisting of 60 New Flyer trolleys that were placed into service in 1993 - 1994 and 33 ETI Trolleys that were placed into service in 2003. The useful life of trolley coaches per FTA Circular C5010.1D is 15 years. Therefore, the New Flyer Trolley coaches are soon to meet or have already exceeded their useful life and are overdue for replacement. The SFMTA has entered into a joint procurement contract with King County Metro in Seattle (the second largest trolley coach operator in the United States). Through options to the multi-year contract the SFMTA plans to purchase up to 220 40-foot and 105 60-foot trolley coaches. A contract (CPT 632) for an initial purchase of 60 articulated trolley coaches from New Flyer Inc. was signed on February 26, 2014, partially funded by a \$20,831,776 Prop K allocation. Deliveries have begun for those 60 trolleys, which will replace the older 60-foot New Flyer trolley coaches.

Performance of the 33 ETI 60-ft articulated trolley coaches has been declining due to mechanical or electrical system failures and maintenance costs have been increasing exponentially as the fleet has reached the end of its service lifespan. Therefore, SFMTA has made an economical decision to retire these ETI 60-ft articulated coaches now.

To replace these vehicles, the SFMTA proposes to amend the joint procurement contract with King County Metro to purchase an additional 33 articulated trolley coaches from New Flyer Inc. This Contract Amendment No.1 includes related tools, training and spare parts, for a total amount not to exceed approximately \$55.5 million, and for a term not to exceed six years.

CPT 632

Contract Option	Date of Notice to Proceed	# Vehicles to be Procured	Vehicles to be Replaced	Placed in Service
Base Contract	Feb-2014	60	Replacement for 60 New Flyer 60-foot trolley coaches	1993-94
Contract Amendment #1			Replacement for 33 ETI 60-foot trolley coaches	2003
NTP 1	Jun-2016	14		
NTP 2	Jan-2017 *	19		
Future Contract Amendment	TBD	240	Replacement for 240 ETI 40-foot trolley coaches	2001-2003
TOTAL		333		

* or following approval of FY17 funds in the Transportation Improvement Program

Scope of Subject Request

The requested funds will provide the local match for \$20 million in Federal Transit Administration (FTA) funds that the SFMTA has secured to fund the \$25 million cost for replacing 14 of the 33 ETI 60-foot trolley coaches. The SFMTA expects to secure an additional \$26.6 million in FTA funds to procure the remaining coaches when the Metropolitan Transportation Commission (MTC) programs FY 2016/17 FTA funds through its Transit Capital Priorities process in Fall 2016. The SFMTA will request a Prop K match when it has secured the additional FTA funds. Note that the full cost includes SFMTA staff labor, consultant costs and other non-contract costs. See major line item budget for more cost information.

The Replace 14 60-Foot Trolley Coaches project will ensure that there are enough vehicles available to transport passengers throughout the City. A portion of the replacement trolley coaches will be used for the bus rapid transit (BRT) service being planned on the Van Ness corridor. The Van Ness BRT project will allow a faster mode of transportation through one of the busiest corridors in the city. The replacement trolley coaches are anticipated to have a useful life of 15 years. This project is included in the Muni Vehicles Prop K 5-Year Prioritization Program (5YPPs) and the 2014 SFMTA Transit Fleet Management Plan.

**San Francisco County Transportation Authority
Prop K/Prop AA Allocation Request Form**

FY 2015/16

Project Name: Replace 14 60-Foot Trolley Coaches

Implementing Agency: San Francisco Municipal Transportation Agency

ENVIRONMENTAL CLEARANCE

Type : Categorically Exempt

Status: Completed

PROJECT DELIVERY MILESTONES

Enter dates for ALL project phases, not just for the current request. Use July 1 as the start of the fiscal year. Use 1, 2, 3, 4 to denote quarters and XXXX/XX for the fiscal year (e.g. 2010/11). Additional schedule detail may be provided in the text box below.

	Start Date		End Date	
	Quarter	Fiscal Year	Quarter	Fiscal Year
Planning/Conceptual Engineering				
Environmental Studies (PA&ED)				
R/W Activities/Acquisition				
Design Engineering (PS&E)	3	2012/13	2	2014/15
Prepare Bid Documents				
Advertise Construction				
Start Construction (e.g., Award Contract)	4	2015/16		
Procurement (e.g. rolling stock)	3	2016/17	2	2017/18
Project Completion (i.e., Open for Use)			1	2019/20
Project Closeout (i.e., final expenses incurred)			4	2024/25

SCHEDULE COORDINATION/NOTES

Provide project delivery milestones for each sub-project in the current request and a schedule for public involvement, if appropriate. For planning efforts, provide start/end dates by task here or in the scope (Tab 1). Describe coordination with other project schedules or external deadlines (e.g., obligation deadlines) that impact the project schedule, if relevant.

The first vehicle is anticipated to be delivered by June 2017 and all vehicles are anticipated to be delivered by October 2017.

**San Francisco County Transportation Authority
Prop K/Prop AA Allocation Request Form**

FY 2015/16

Project Name: Replace 14 60-Foot Trolley Coaches

Implementing Agency: San Francisco Municipal Transportation Agency

COST SUMMARY BY PHASE - CURRENT REQUEST

Allocations will generally be for one phase only. Multi-phase allocations will be considered on a case-by-case basis.
Enter the total cost for the phase or partial (but useful segment) phase (e.g. Islais Creek Phase 1 construction) covered by the CURRENT funding request.

	Yes/No	Cost for Current Request/Phase		
		Total Cost	Prop K - Current Request	Prop AA - Current Request
Planning/Conceptual Engineering				
Environmental Studies (PA&ED)				
Design Engineering (PS&E)				
R/W Activities/Acquisition				
Construction				
Procurement (e.g. rolling stock)	Yes	\$ 25,000,000	\$ 5,000,000	
		\$ 25,000,000	\$ 5,000,000	\$ -

COST SUMMARY BY PHASE - ENTIRE PROJECT

Show total cost for ALL project phases based on best available information. **Source of cost estimate** (e.g. 35% design, vendor quote) is intended to help gauge the quality of the cost estimate, which should improve in reliability the farther along a project is in its development.

	Total Cost	Source of Cost Estimate
Planning/Conceptual Engineering		
Environmental Studies (PA&ED)		
Design Engineering (PS&E)		
R/W Activities/Acquisition		
Construction		
Procurement (e.g. rolling stock)	\$ 58,187,900	From contract and engineer's estimate
Total:	\$ 58,187,900	

% Complete of Design: 90 as of 3/30/16
Expected Useful Life: 15 Years

Includes the total cost of Contract Amendment No 1 to the New Flyer contract (33 60-foot trolley coaches).

**San Francisco County Transportation Authority
Prop K/Prop AA Allocation Request Form**

MAJOR LINE ITEM BUDGET

1. Provide a major line item budget, with subtotals by task and phase. More detail is required the farther along the project is in the development phase. Planning studies should provide task-level budget information.
2. Requests for project development should include preliminary estimates for later phases such as construction.
3. Support costs and contingencies should be called out in each phase, as appropriate. Provide both dollar amounts and % (e.g. % of construction) for support costs and contingencies.
4. For work to be performed by agency staff rather than consultants, provide base rate, overhead multiplier, and fully burdened rates by position with FTE (full-time equivalent) ratio. A sample format is provided below.
5. For construction costs, please include budget details. A sample format is provided below. Please note if work will be performed through a contract.
6. For any contract work, please provide the LBE/SBE/DBE goals as applicable to the contract.

Budget for CPT632 Contract Amendment No. 1

SUMMARY

PROCUREMENT	Provide by	Amount	% of Contract	Labor Detail	
Vehicle (33 60-ft electric trolley buses)	Vendor	\$48,985,133	88.3%		
Tools, Training, & Manuals	Vendor	\$2,128,232	3.8%		
Sale Tax (8.75%)		\$4,384,920	7.9%		
Total contract			55,498,285		
Consultant Support	Consultant		299,960	0.5%	
Engineering & Project Management	SFMTA		640,011	1.2%	I
Maintenance Support	SFMTA		1,113,043	2.0%	II
Operations Support	SFMTA		55,808	0.1%	III
Warranty Support	SFMTA		554,143	1.0%	IV
Other Direct Cost (Travel & Per Diem)	SFMTA		26,400	0.0%	
City Attorney Review Fees 2 hrs x \$250/hr.	CAO		250	0.0%	
Total Amendment No. 1:			58,187,900		

BUDGET DETAILS

Procurement Phase for Contract Amendment No. 1 (33 60-ft.)

I. Engineering & Project Management	No. of FTEs	Total No. of Hours	Fully Burdened Cost/Hour	Total Cost
Program Manager (5211)	1	330	254	\$83,969
Resident Engineer (5241)	1	660	222	\$146,375
Lead Engineer (5207)	1	660	194	\$127,723
Fleet Engineer (5203)	1	660	169	\$111,481
Administrative Support (1824)	1	330	195	\$64,433
Administrative Support (1822)	1	330	149	\$49,012
Administrative Support (1820)	1	330	116	\$38,379
Subtotal				\$621,370
Total				\$640,011
II. Maintenance Support				
Auto Transit Shop Supv (7228)	1	165	198	\$32,670
Auto Mech Assist Sup (7249)	1	660	181	\$119,467
Automotive Mechanic (7381)	10	660	141	\$928,488
Subtotal				\$1,080,625
Total				\$1,113,043

**San Francisco County Transportation Authority
Prop K/Prop AA Allocation Request Form**

III. Operations Support

Transit Manager (9141)	1	66	198	\$13,057
Transit Supervisor (9139)	1	66	153	\$10,076
Transit Operator (9163)	4	66	118	\$31,049
Subtotal				\$54,183
Total				\$55,808

Warranty Support

2 Year Warranty

Resident Engineer (5241)	1	417	222	\$92,482
Lead Engineer (5207)	1	417	194	\$80,698
Auto Mech Assist Sup (7249)	1	417	181	\$75,481
Automotive Mechanic (7381)	1	417	141	\$58,664
Subtotal				\$307,325
Total 2 Year Warranty				\$316,545

Extended Warranty

Resident Engineer (5241)	1	313	222	\$69,417
Lead Engineer (5207)	1	313	194	\$60,572
Auto Mech Assist Sup (7249)	1	313	181	\$56,656
Automotive Mechanic (7381)	1	313	141	\$44,033
Subtotal				\$230,678
Total Extended Warranty				\$237,598

IV. Total Warranty Support

\$554,142.78

**San Francisco County Transportation Authority
Prop K/Prop AA Allocation Request Form**

FY 2015/16

Project Name: Replace 14 60-Foot Trolley Coaches

FUNDING PLAN - FOR CURRENT PROP K REQUEST

Prop K Funds Requested: \$5,000,000

5-Year Prioritization Program Amount: \$0 (enter if appropriate)

FUNDING PLAN - FOR CURRENT PROP AA REQUEST

Prop AA Funds Requested: \$0

5-Year Prioritization Program Amount: (enter if appropriate)

If the amount requested is inconsistent (e.g., greater than) with the Prop K/Prop AA Strategic Plan amount and/or the 5-Year Prioritization Program (5YPP), provide a justification in the space below including a detailed explanation of which other project or projects will be deleted, deferred, etc. to accommodate the current request and maintain consistency with the 5YPP and/or Strategic Plan annual programming levels.

The recommended allocation is contingent upon an amendment to the Vehicles 5YPP to reprogram \$5,000,000 in Fiscal Year 2015/16 funds from Replace 100 ETI 40' Trolley Coaches to the subject project. See attached 5YPP amendment for details.

Enter the funding plan for the phase or phases for which Prop K/Prop AA funds are currently being requested. Totals should match those shown on the Cost worksheet.

Fund Source	Planned	Programmed	Allocated	Total
Prop K	\$5,000,000			\$5,000,000
Transit Capital Priorities (federal) funds			\$20,000,000	\$20,000,000
				\$0
				\$0
				\$0
				\$0
Total:	\$0	\$0	\$20,000,000	\$25,000,000

Actual Prop K Leveraging - This Phase: 80.00%

Expected Prop K Leveraging per Expenditure Plan: 83.73%

\$25,000,000
Total from Cost worksheet

**San Francisco County Transportation Authority
Prop K/Prop AA Allocation Request Form**

Is Prop K/Prop AA providing **local match funds** for a state or federal grant?

Yes - Prop K

Fund Source	\$ Amount	Required Local Match	
		%	\$
Prop K	\$25,000,000	20.00%	\$5,000,000

FUNDING PLAN - FOR ENTIRE PROJECT (ALL PHASES)

Enter the funding plan for all phases (environmental studies through construction) of the project. This section may be left blank if the current request covers all project phases. Totals should match those shown on the Cost worksheet.

Fund Source	Planned	Programmed	Allocated	Total
Prop K	\$11,637,580			\$11,637,580
Transit Capital Priorities (federal) funds	\$26,550,230		\$20,000,000	\$46,550,230
				\$0
				\$0
				\$0
				\$0
				\$0
Total:	\$0	\$0	\$20,000,000	\$ 58,187,810

Actual Prop K Leveraging - Entire Project:

80.00%

\$ 58,187,900

Expected Prop K Leveraging per Expenditure Plan:

83.73%

Total from Cost worksheet

Actual Prop AA Leveraging - Entire Project:

NA

FISCAL YEAR CASH FLOW DISTRIBUTION FOR CURRENT PROP K REQUEST

Use the table below to enter the proposed cash flow distribution schedule (e.g. the maximum Prop K/Prop AA funds that are guaranteed to be available for reimbursement each fiscal year) for the current request. If the schedule is more aggressive than the Prop K/Prop AA Strategic Plan and/or 5YPP, please explain in the text box below how cash flow for other projects and programs will be slowed down to accommodate the current request without exceeding annual cash flow assumptions made in the Strategic Plan.

Prop K Funds Requested:

\$5,000,000

Sponsor Request - Proposed Prop K Cash Flow Distribution Schedule			
Fiscal Year	Cash Flow	% Reimbursed Annually	Balance
FY 2016/17	\$5,000,000	100.00%	\$0
		0.00%	\$0
		0.00%	\$0
		0.00%	\$0
		0.00%	\$0
Total:	\$5,000,000		

**San Francisco County Transportation Authority
Prop K/Prop AA Allocation Request Form**

AUTHORITY RECOMMENDATION

This section is to be completed by Authority Staff.

Last Updated: Resolution No. Res. Date:

Project Name:

Implementing Agency:

Funding Recommended:	Amount		Phase:
	Prop K Allocation	\$5,000,000	Procurement (e.g. rolling stock)
Total:	\$5,000,000		

Notes (e.g., justification for multi-phase recommendations, notes for multi-EP line item or multi-sponsor recommendations):

Cash Flow Distribution Schedule by Fiscal Year (for entire allocation/appropriation)

Source	Fiscal Year	Maximum Reimbursement	% Reimbursable	Balance
Prop K EP 17	FY 2016/17	\$500,000	10%	\$4,500,000
Prop K EP 17	FY 2017/18	\$4,500,000	90%	\$0
			0%	\$0
			0%	\$0
			0%	\$0
Total:		\$5,000,000	100%	

Cash Flow Distribution Schedule by Fiscal Year & Phase (for entire allocation/appropriation)

Source	Fiscal Year	Phase	Maximum Reimbursement	Cumulative % Reimbursable	Balance
Prop K EP 17	FY 2016/17	Procurement (e.g. rolling stock)	\$500,000	10%	\$4,500,000
Prop K EP 17	FY 2017/18	Procurement (e.g. rolling stock)	\$4,500,000	100%	\$0
				100%	\$0
				100%	\$0
				100%	\$0
Total:			\$5,000,000		

Prop K/Prop AA Fund Expiration Date: Eligible expenses must be incurred prior to this date.

**San Francisco County Transportation Authority
Prop K/Prop AA Allocation Request Form**

AUTHORITY RECOMMENDATION

This section is to be completed by Authority Staff.

Last Updated: Resolution No. Res. Date:

Project Name:

Implementing Agency:

	Action	Amount	Fiscal Year	Phase
Future Commitment to:	Allocate	\$6,637,580	FY 2016/17	Procurement (e.g. rolling stock)

Trigger: Programming of FTA TCP funds by MTC or securing other funds to fund the remainder of Contract Amendment No. 1 to the New Flyer contract. The SFMTA anticipates that these funds will become available through the MTC-led TCP program cycle to begin in Spring 2016.

Deliverables:

- Quarterly progress reports shall provide percent complete for the overall project scope, the number of vehicles accepted for service and total expenses incurred (not necessarily invoiced to Prop K) in the previous quarter, in addition to the requirements described in the Standard Grant Agreement (SGA). See SGA for definitions.
- Upon placing the first vehicle into revenue service, provide two digital photos of the accepted vehicle, with at least one showing the decal with Prop K logo affixed to a vehicle.

Special Conditions:

- The recommended allocation is contingent upon an amendment to the Vehicles 5YPP to reprogram \$5,000,000 in Fiscal Year 2015/16 funds from Replace 100 ETI 40' Trolley Coaches to the subject project. See attached 5YPP amendment for details.
- The recommended allocation is contingent upon a commitment by the SFMTA to maintain the 14 new trolley coaches in a state of good repair, including a mid-life overhaul program to allow them to meet or exceed expectations for their useful lives per FTA guidelines.
- The Transportation Authority will only reimburse SFMTA up to the approved overhead multiplier rate for the fiscal year that SFMTA incurs charges.

Notes:

- Reminder on Attribution: A decal identifying the Transportation Authority and Prop K sales tax funds should be affixed to equipment purchased with Prop K funds. In addition, press releases related to the project should include the following statement: "This project was made possible in part with Proposition K Sales Tax dollars provided by the San Francisco County Transportation Authority." See Section 3.H.a in the SGA for additional details.
- Prop K funds from the New and Renovated Vehicles - Muni Expenditure Plan category will cover expenses for replacement vehicles only.

Supervisory District(s):

Prop K proportion of expenditures - this phase:	20.00%
Prop AA proportion of expenditures - this phase:	NA

Sub-project detail? If yes, see next page(s) for sub-project detail.

SFCTA Project Reviewer:

Project # from SGA:

San Francisco County Transportation Authority
Prop K/Prop AA Allocation Request Form

MAPS AND DRAWINGS



San Francisco County Transportation Authority
Prop K/Prop AA Allocation Request Form



San Francisco County Transportation Authority
Prop K/Prop AA Allocation Request Form

FY of Allocation Action:

2015/16

Current Prop K Request:

\$ 5,000,000

Current Prop AA Request:

\$ -

Project Name:

Replace 14 60-Foot Trolley Coaches

Implementing Agency:

San Francisco Municipal Transportation Agency

Project Manager

Grants Section Contact

Name (typed): Gary Chang, P.E.

Joel Goldberg

Title: Project Manager

Manager,
Capital Procurement & Mgmt

Phone: (415) 401-3173

(415) 701-4499

Fax:

(415) 701-4734

Email: gary.chang@sfmta.com

Joel.Goldberg@sfmta.com

Address: 700 Pennsylvania Ave, Building
200, San Francisco, CA 94107

1 South Van Ness Avenue, 8th
floor, San Francisco, CA 94103

Signature:

Date:

5-Year Project List (FY 2014/15 - FY 2018/19)
Vehicles - Muni (EP 17M)
Programming and Allocations to Date
 Pending 05.24.16

Agency	Subcategory	Project Name	Phase	Status	Fiscal Year					Total
					2014/15	2015/16	2016/17	2017/18	2018/19	
SFMTA		Historic Vehicle Rehabilitation/Replacement (16 PCC)	PROC	Programmed			\$4,785,063			\$4,785,063
SFMTA		Historic Vehicle Rehabilitation/Replacement (Milan and Vintage)	PROC	Programmed			\$3,304,749			\$3,304,749
SFMTA		Replace 34 Neoplan 40' Motor Coaches and Replace 6 Neoplan 60' Buses ^{2,3}	PROC	Programmed		\$0				\$0
SFMTA		Replace 41 Neoplan 40' Motor Coaches and Replace 48 Neoplan 60' Motor Coaches (2015/16) ^{3,4}	PROC	Programmed		\$0				\$0
SFMTA		61 60-ft Low Floor Diesel Hybrid Motor Coaches (26 replace+35 expand) ²	PROC	Allocated		\$12,352,094				\$12,352,094
SFMTA		48 40-ft and 50 60-ft Low Floor Diesel Hybrid Motor Coaches ³	PROC	Allocated		\$33,405,243				\$33,405,243
SFMTA		Replace 30 Orion 30' Motor Coaches and Replace 56 Orion 40' Motor Coaches (2018/19)	PROC	Programmed					\$26,433,627	\$26,433,627
SFMTA		85 40-ft and 63 60-ft Low-Floor Hybrid Diesel Motor Coaches ⁴	PROC	Allocated		\$47,641,538				\$47,641,538
SFMTA		85 40-ft and 63 60-ft Low-Floor Hybrid Diesel Motor Coaches ⁴	Warranty	Allocated		\$227,462				\$227,462
SFMTA		Motor Coach Replacement Warranty: 30' Motor Coaches (30), 40' Motor Coaches (211), 60' Motor Coaches (124)	Warranty	Programmed		\$150,000				\$150,000
SFMTA		Replace 60 New Flyer 60' Trolley Coaches (2014/15)	PROC	Programmed	\$168,224					\$168,224
SFMTA		Replace 60 New Flyer 60' Trolley Coaches (2014/15)	PROC	Allocated		\$20,831,776				\$20,831,776
SFMTA		Replace 100 ETI 40' Trolley Coaches (2015/16) ^{4,5}	PROC	Programmed		\$37,943,313				\$37,943,313
SFMTA		Replace 14 60-Footer Trolley Coaches ⁵	PROC	Pending		\$5,000,000				\$5,000,000
SFMTA		Replace 33 ETI 60' Trolley Coaches	PROC	Programmed			\$16,111,653			\$16,111,653
SFMTA		Replace 75 ETI 40' Trolley Coaches	PROC	Programmed			\$40,208,302			\$40,208,302
SFMTA		Replace 65 ETI 40' Trolley Coaches with 12 60' Trolley Coaches	PROC	Programmed			\$5,858,783			\$5,858,783
SFMTA		Trolley Coach Replacement Warranty: 40' Trolley Coaches (175); 60' Trolley Coaches (105)	Warranty	Programmed			\$150,000			\$150,000
SFMTA		Paratransit Van Replacement: Class B Vehicle (35)	PROC	Programmed					\$931,019	\$931,019
SFMTA		LRV Procurement*	PROC	Allocated		\$60,116,310				\$60,116,310

Agency	Project Name	Phase	Status	Fiscal Year					Total
				2014/15	2015/16	2016/17	2017/18	2018/19	
			Programmed in 5YPP	\$81,116,310	\$136,719,650	\$64,559,767	\$5,858,783	\$27,364,646	\$315,619,156
			Total Allocated and Pending in 5YPP	\$80,948,086	\$98,026,337	\$0	\$0	\$0	\$179,574,423
			Total Deobligated in 5YPP	\$0	\$0	\$0	\$0	\$0	\$0
			Total Unallocated in 5YPP	\$168,224	\$38,093,313	\$64,559,767	\$5,858,783	\$27,364,646	\$136,044,733
			Total Programmed in 2014 Strategic Plan	\$77,536,310	\$136,719,650	\$64,559,767	\$5,858,783	\$27,364,646	\$312,039,156
			Deobligated from Prior 5YPP Cycles **	\$4,721,316					\$4,721,316
			Cumulative Remaining Programming Capacity	\$1,141,316	\$1,141,316	\$1,141,316	\$1,141,316	\$1,141,316	\$1,141,316

Programmed
Pending Allocation / Appropriation
Board Approved Allocation / Appropriation

Footnotes:

- ¹ Strategic Plan and comprehensive 5YPP Amendment to accommodate SFMTA's LRV Procurement project (Res. 15-12, 10.21.14).
- ² Reduced funds for Replace 34 Neoplan 40' Motor Coaches and Replace 76 Neoplan 60' Buses by \$12,352,094 and programmed to Procure 61 60' Low Floor Diesel Hybrid Coaches. (Res. 15-61, 06.23.15)
- ³ 5YPP Amendment to accommodate allocation of \$33,405,094 for the Procure 48 40' and 50 60' Low Floor Diesel Hybrid Coaches project (Res. 15-61, 06.23.15):
 - Replace 34 Neoplan 40' Motor Coaches and Replace 76 Neoplan 60' Buses: Reduced by \$33,113,072 in Fiscal Year 2015/16.
 - 5YPP Amendment to accommodate allocation of \$47,869,000 for the 85 40-ft and 63 60-ft Low-Floor Hybrid Diesel Motor Coaches project (Res. 16-040, 02.23.2016):
 - Replace 41 Neoplan 40' Motor Coaches and Replace 48 Neoplan 60' Motor Coaches (2015/16): Reduced by \$37,201,244 in Fiscal Year 2015/16.
 - Replace 100 ETI 40' Trolley Coaches: Reduced by \$10,667,756 in Fiscal Year 2015/16.
 - 85 40-ft and 63 60-ft Low-Floor Hybrid Diesel Motor Coaches: Added project with \$47,869,000 in Fiscal Year 2015/16 funds.
- ⁵ 5YPP Amendment to accommodate allocation of \$5,000,000 for the Replace 14 60-Foot Trolley Coaches project (Res. 16-XXX, xx.xx.2016):
 - Replace 100 ETI 40' Trolley Coaches (2015/16): Reduced by \$5,000,000 in Fiscal Year 2015/16.
 - Replace 14 60-Foot Trolley Coaches: Added project with \$5,000,000 in Fiscal Year 2015/16 funds.

5-Year Project List (FY 2014/15 - FY 2018/19)
Vehicles - Muni (EP 17M)
Cash Flow (\$) Maximum Annual Reimbursement
 Pending_05.24.16

Project Name	Phase	Fiscal Year											Total			
		2014/15	2015/16	2016/17	2017/18	2018/19	2019/20	2020/21	2021/22	2022/23	2023/24	2024/25				
Historic Vehicle Rehabilitation/Replacement (16 PCC)	PROC			\$1,559,931	\$1,612,566	\$1,612,566	\$1,612,566									\$4,785,063
Historic Vehicle Rehabilitation/Replacement (Milan and Vintage)	PROC			\$376,742	\$1,457,394	\$1,470,613										\$3,304,749
Replace 34 Neoplan 40' Motor Coaches and Replace 76 Neoplan 60' Buses 2-3	PROC		\$0	\$0												\$0
Replace 41 Neoplan 40' Motor Coaches and Replace 48 Neoplan 60' Motor Coaches (2015/16) 3, 4	PROC		\$0	\$0												\$0
61 60-ft Low Floor Diesel Hybrid Motor Coaches (26 replace+35 expand) 2	PROC		\$12,352,094													\$12,352,094
48 40-ft and 50 60-ft Low Floor Diesel Hybrid Motor Coaches 3	PROC		\$17,000,000	\$16,405,243												\$33,405,243
Replace 30 Orion 30' Motor Coaches and Replace 56 Orion 40' Motor Coaches (2018/19)	PROC					\$13,216,814	\$13,216,814									\$26,433,627
85 40-ft and 63 60-ft Low-Floor Hybrid Diesel Motor Coaches 4	PROC		\$429,000	\$39,000,000	\$8,212,538											\$47,641,538
85 40-ft and 63 60-ft Low-Floor Hybrid Diesel Motor Coaches 4	Warranty			\$32,495	\$32,495	\$32,495	\$32,495	\$32,495	\$32,495	\$32,495	\$32,495	\$32,495	\$32,495	\$32,495	\$32,495	\$227,462
Motor Coach Replacement Warranty: 30' Motor Coaches (30), 40' Motor Coaches (211), 60' Motor Coaches (124)	Warranty		\$15,000	\$15,000	\$15,000	\$15,000	\$15,000	\$15,000	\$15,000	\$15,000	\$15,000	\$15,000	\$15,000	\$15,000	\$15,000	\$150,000
Replace 60 New Flyer 60' Trolley Coaches (2014/15)	PROC	\$0	\$168,224													\$168,224
Replace 60 New Flyer 60' Trolley Coaches (2014/15)	PROC	\$2,100,000	\$12,800,000	\$5,931,776												\$20,831,776
Replace 100 ETI 40' Trolley Coaches (2015/16) 4, 5	PROC		\$0.00	\$17,034,996	\$20,908,317											\$37,943,313
Replace 14 60-Foot Trolley Coaches 5	PROC			\$500,000	\$4,500,000											\$5,000,000
Replace 33 ETI 60' Trolley Coaches	PROC			\$8,055,827	\$8,055,827											\$16,111,653
Replace 75 ETI 40' Trolley Coaches	PROC			\$15,548,550	\$24,659,752											\$40,208,302
Replace 65 ETI 40' Trolley Coaches with 12 60' Trolley Coaches	PROC				\$2,929,392	\$2,929,392										\$5,858,783
Trolley Coach Replacement Warranty: 40' Trolley Coaches (175); 60' Trolley Coaches (105)	Warranty			\$15,000	\$15,000	\$15,000	\$15,000	\$15,000	\$15,000	\$15,000	\$15,000	\$15,000	\$15,000	\$15,000	\$15,000	\$150,000
Paratransit Van Replacement: Class B Vehicle (35)	PROC					\$931,019										\$931,019
LRV Procurement*	PROC						\$382,369	\$2,965,510	\$8,388,642	\$9,784,631	\$10,075,544	\$10,128,849	\$10,128,849	\$10,128,849	\$10,128,849	\$60,116,310

Project Name	Phase	Fiscal Year												Total
		2014/15	2015/16	2016/17	2017/18	2018/19	2019/20	2020/21	2021/22	2022/23	2023/24	2024/25		
Cash Flow Programmed in 5YPP		\$2,100,000	\$42,764,318	\$104,475,560	\$72,398,279	\$20,222,898	\$13,661,677	\$3,028,005	\$8,451,137	\$9,847,126	\$10,105,544	\$10,158,849	\$215,619,156	
Total Cash Flow Allocated		\$2,100,000	\$42,581,094	\$61,869,514	\$12,745,032	\$32,495	\$0	\$0	\$0	\$0	\$0	\$0	\$119,328,135	
Total Cash Flow Decobligated		\$0	\$0	\$0	\$0	\$0	\$0	\$0	\$0	\$0	\$0	\$0	\$0	
Total Cash Flow Unallocated		\$0	\$183,224	\$42,606,046	\$59,653,247	\$20,190,403	\$13,661,677	\$3,028,005	\$8,451,137	\$9,847,126	\$10,105,544	\$10,158,849	\$196,291,021	
Total Cash Flow in 2014 Strategic Plan		\$2,100,000	\$71,652,615	\$88,494,768	\$59,653,247	\$20,190,403	\$10,049,183	\$2,995,510	\$8,418,642	\$9,814,631	\$10,105,544	\$10,158,849	\$312,039,156	
Deobligated from Prior 5YPP Cycles **		\$4,721,316											\$4,721,316	
Cumulative Remaining Cash Flow Capacity		\$4,721,316	\$33,609,613	\$17,628,821	\$4,883,789	\$4,851,294	\$1,238,800	\$1,206,305	\$1,173,811	\$1,141,316	\$1,141,316	\$1,141,316	\$1,141,316	
Programmed														
Pending Allocation/Appropriation														
Board Approved Allocation/Appropriation														



This Page Intentionally Left Blank

**San Francisco County Transportation Authority
Prop K/Prop AA Allocation Request Form**

FY of Allocation Action:

Project Name:

Implementing Agency:

EXPENDITURE PLAN INFORMATION

Prop K EP Project/Program:

Prop K EP Line Number (Primary): **Current Prop K Request:** \$

Prop K Other EP Line Numbers:

Prop AA Category:

Current Prop AA Request: \$

Supervisory District(s):

SCOPE

Sufficient scope detail should be provided to allow Authority staff to evaluate the reasonableness of the proposed budget and schedule. If there are prior allocations for the same project, provide an update on progress. Describe any outreach activities included in the scope. Long scopes may be provided in a separate Word file. Maps.

If a project is not already name Project sponsors shall provide a brief explanation of how the project was prioritized for funding, highlighting: 1) project benefits, 2) level of public input into the prioritization process, and 3) whether the project is included in any adopted plans, including Prop K/Prop AA 5-Year Prioritization Program (5YPPs). Justify any inconsistencies with the adopted Prop K/Prop AA Strategic Plans and/or relevant 5YPPs.

Indicate whether work is to be performed by outside consultants and/or by force account.

The San Francisco Municipal Transportation Agency (SFMTA) requests \$4,400,000 in Prop K funds for the planning and design phases of a project to renovate a 45 year-old pre-engineered industrial building at 1570-1580 Burke Avenue currently housing the Central Warehouse for the SFMTA Materials Management Section. The scope of work will renovate the existing building including any needed seismic or structural work and include tenant improvements to house the SFMTA Overhead Lines Section. The goal of the project is to relocate Overhead Lines to support their mission to respond to electric trolley service interruptions, maintenance and any unsafe conditions of the overhead electric power lines. The project will also improve, through investment in improved shelving systems and inventory management systems, the capacity of Central Warehouse to carry out its mission.

**San Francisco County Transportation Authority
Prop K/Prop AA Allocation Request Form**

Background

Project will rehabilitate the 103,231 square feet of the SFMTA Burke Facility, constructed in 1969 and purchased by the SFMTA in 2005 using federal and Prop K funds with the intention of renovating it to be a modern facility to house SFMTA's overhead lines maintenance functions and increase parts storage efficiency.

The former 1968 canned goods storage warehouse was converted to a United States Postal Services processing facility in 1989. The property was purchased in 2005 for the SFMTA. It was found to be suitable for SFMTA user needs and in conformity with the SF General Plan. After the property was purchased, the SFMTA moved a significant portion of its storage activities into the building. Currently, the site operates daily parts distribution and maintains the SFMTA's inventory levels. The warehouse also acts as an overflow storage space. The SFMTA Materials Management Section is now utilizing the west wing and other significant portions of the building. The building footprint is 103,231 square feet. The full property area is 105,000 square feet with a portion at the front of the building set back from the sidewalk a distance of 20 feet by 100 feet for parking spaces, access to several doors, and utilities. An electricity transformer is located in this area and two exterior concrete wheelchair access ramps rising 4 to 6 inches from paved grade to the door thresholds at building floor level. The majority of the building is built to the property lines.

The SFMTA's Real Estate and Facilities Vision, completed in 2013, found significant potential for increased efficiency at Burke, which is the SFMTA's central parts storage warehouse. In addition, the SFMTA completed a Facilities Condition Assessment in early 2016, identifying a program of \$2.5 million in improvements needed to continue its current operations. The Board of Supervisors recently approved a plan to move the City's Animal Care and Control (ACC) department into the building at 1401 Bryant Street currently occupied by the Overhead Lines group, and to proceed with its earlier plan to relocate Overhead Lines to the Burke facility. The SFMTA must complete the relocation of Overhead Lines by May 2018 to allow for the remodeling necessary to house ACC, requiring a highly compressed schedule for the Burke Facility Renovation project.

Scope

Rehabilitation of the Burke Avenue facility will include new: roof, building cladding, insulation, foundation improvements, lighting, heating, air conditioning, staff kitchens, training rooms, restrooms, and other interior improvements. Approximately 50,000 square feet of the remodeled facility will be assigned to the Overhead Lines Group. The remaining square footage will be modernized and optimized to serve as the central store of parts and supplies for the SFMTA. The major functions of the rehabilitated facility will be to store and distribute parts used at various SFMTA vehicle maintenance facilities, house shops required for the overhead lines maintenance crew and create sufficient parking for heavy duty equipment and vehicles.

Based on recent facility evaluations, existing defects or limitations at the Burke facility include poor lighting, older and leaky roof, lack of insulation, bowed concrete slabs, inadequate heating and cooling, rusted building exterior and roof leaks. The proposed facility improvements will enhance SFMTA's operational performance and safety by relocating overhead lines personnel, parts and equipment into a seismically safe building. Current accommodations are located in an older brick building at 1401 Bryant Street. Other benefits include more efficient use of space for parts storage and distribution and improved working conditions.

Project Delivery Method

The project requires phased construction within a facility that must maintain continuous operations. San Francisco Public Works (SFPW) will provide design services (with assistance from consultants) and contract and construction management services. The project plan for the Burke Renovation is based on procuring a construction manager/general contractor (CMGC) for the prime contract. Early in the design development phase SFPW will procure the CMGC and award a professional services contract for pre-construction services. This benefits the project by leveraging the expertise of the general contractor who will actually perform the work, while allowing the SFMTA and SFPW managers to exercise control of the design and the way the phased construction work will affect facility operations.

Select components of the project will be delivered by design/build subcontractors. The CMGC will prepare bid packages for the trade subcontractors based on construction documents prepared by SFPW. SFPW and SFMTA will review the trade bid packages for conformance with project requirements prior to advertising. Upon completion of SFPW and the CMGC review of subcontract bids, SFPW will authorize the CMGC to award subcontracts to the lowest responsible responsive bidders.

**San Francisco County Transportation Authority
Prop K/Prop AA Allocation Request Form**

FY 2015/16

Project Name: Burke Facility Renovation

Implementing Agency: San Francisco Municipal Transportation Agency

ENVIRONMENTAL CLEARANCE

Type : TBD

Status: Not yet started

SFMTA anticipates that environmental clearance will entail a Categorical Exemption

PROJECT DELIVERY MILESTONES

Enter dates for ALL project phases, not just for the current request. Use July 1 as the start of the fiscal year. Use 1, 2, 3, 4 to denote quarters and XXXX/XX for the fiscal year (e.g. 2010/11). Additional schedule detail may be provided in the text box below.

	Start Date		End Date	
	Quarter	Fiscal Year	Quarter	Fiscal Year
Planning/Conceptual Engineering	3	FY 2015/16	2	FY 2016/17
Environmental Studies (PA&ED)	4	FY 2015/16	3	FY 2016/17
R/W Activities/Acquisition				
Design Engineering (PS&E)	1	FY 2016/17	3	FY 2016/17
Prepare Bid Documents	2	FY 2016/17	3	FY 2016/17
Advertise Construction	1	FY 2016/17	4	FY 2016/17
Start Construction (e.g., Award Contract)	1	FY 2016/17		
Procurement (e.g. rolling stock)				
Project Completion (i.e., Open for Use)			1	FY 2018/19
Project Closeout (i.e., final expenses incurred)			2	FY 2018/19

SCHEDULE COORDINATION/NOTES

Provide project delivery milestones for each sub-project in the current request and a schedule for public involvement, if appropriate. For planning efforts, provide start/end dates by task here or in the scope (Tab 1). Describe coordination with other project schedules or external deadlines (e.g., obligation deadlines) that impact the project schedule, if relevant.

The schedule for advertising includes both CMGC selection, which happens early in design phase so prime contractor can provide input, and bidding out the trade subcontractors, which happens after 100% design.

See project schedule attachment, next page.

Schedule Attachment

Task	Calendar Years												
	2016				2017				2018				
	1	2	3	4	1	2	3	4	1	2	3	4	
SFMTA 1570 Burke Facility Renovation 3-Phase Construction; Completion target: 7/1/18													
Concept Design, SFMTA select preferred scenario													
Submit Preliminary Project Assessment and Environmental Evaluation to Planning Department		X	X										
Complete CEQA Categorical Exemption													
Schematic Design, Design Development, Construction Documents Permits													
Hire CMGC; CMGC Preconstruction Services; Bid Trade Pkgs													
Construction Phase 1 - 5 Mos.													
Construction Phase 2 - 4 Mos.													
Construction Phase 3 - 4 Mos.													
Moves (Materials Management activities to different parts of the Burke facility for different phases of construction and Overhead Lines group from Bryant to Burke)													

**San Francisco County Transportation Authority
Prop K/Prop AA Allocation Request Form**

FY 2015/16

Project Name: Burke Facility Renovation

Implementing Agency: San Francisco Municipal Transportation Agency

COST SUMMARY BY PHASE - CURRENT REQUEST

Allocations will generally be for one phase only. Multi-phase allocations will be considered on a case-by-case basis.
Enter the total cost for the phase or partial (but useful segment) phase (e.g. Islais Creek Phase 1 construction) covered by the CURRENT funding request.

	Yes/No	Cost for Current Request/Phase		
		Total Cost	Prop K - Current Request	Prop AA - Current Request
Planning/Conceptual Engineering Environmental Studies (PA&ED)	Yes	\$ 610,000	\$ 470,000	
Design Engineering (PS&E) R/W Activities/Acquisition	Yes	\$ 3,940,000	\$ 3,930,000	
Construction Procurement (e.g. rolling stock)				
		\$ 4,550,000	\$ 4,400,000	\$ -

COST SUMMARY BY PHASE - ENTIRE PROJECT

Show total cost for ALL project phases based on best available information. **Source of cost estimate** (e.g. 35% design, vendor quote) is intended to help gauge the quality of the cost estimate, which should improve in reliability the farther along a project is in its development.

	Total Cost	Source of Cost Estimate
Planning/Conceptual Engineering Environmental Studies (PA&ED)	\$ 610,000	Department of Public Works/Pre-Development Report
Design Engineering (PS&E) R/W Activities/Acquisition	\$ 3,940,000	Department of Public Works/Pre-Development Report
Construction Procurement (e.g. rolling stock)	\$ 25,450,000	Department of Public Works/Pre-Development Report
Total:	\$ 30,000,000	

% Complete of Design: 0 as of 4/12/16
Expected Useful Life: 30 Years

**San Francisco County Transportation Authority
Prop K/Prop AA Allocation Request Form**

MAJOR LINE ITEM BUDGET

1. Provide a major line item budget, with subtotals by task and phase. More detail is required the farther along the project is in the development phase. Planning studies should provide task-level budget information.
2. Requests for project development should include preliminary estimates for later phases such as construction.
3. Support costs and contingencies should be called out in each phase, as appropriate. Provide both dollar amounts and % (e.g. % of construction) for support costs and contingencies.
4. For work to be performed by agency staff rather than consultants, provide base rate, overhead multiplier, and fully burdened rates by position with FTE (full-time equivalent) ratio. A sample format is provided below.
5. For construction costs, please include budget details. A sample format is provided below. Please note if work will be performed through a contract.
6. For any contract work, please provide the LBE/SBE/DBE goals as applicable to the contract.

BURKE RENOVATION PROJECT SUMMARY BY TASK					
Task	Totals	SFMTA	Public Works	Consultants & CMGC	% of Request
Perform Geotechnical Investigation	\$ 190,000	\$ 20,000	\$ 50,000	\$ 120,000	4.3%
Perform Structural Investigation Existing					
Building Members and Foundations	\$ 270,000	\$ 20,000	\$ 50,000	\$ 200,000	6.1%
Develop CMGC Criteria Package *	\$ 430,000	\$ 30,000	\$ 200,000	\$ 200,000	9.8%
Develop 35% Design for CMGC contractor	\$ 995,000	\$ 100,000	\$ 395,000	\$ 500,000	22.6%
Develop 100% Design for CMGC Contractor	\$ 1,850,315	\$ 226,909	\$ 540,343	\$ 1,083,063	42.1%
Environmental and Regulatory Approvals (Permits, etc.)	\$ 170,000				3.9%
Phase Contingency (Pre-Engineering/Detail Design)	\$ 494,685				11.2%
TOTAL	\$ 4,400,000	\$ 396,909	\$ 1,235,343	\$ 2,103,063	

* SFPW anticipates enlisting its on-call architectural/engineering consultant to help develop the CMGC criteria package

MFB = Mandatory Fringe Benefits, FTE = Full Time Equivalent

BURKE RENOVATION PROJECT LABOR DETAIL							
Position	Unburdened Salary	MFB	Overhead = 1.143 * (Salary + MFB)	Burdened Salary	FTE Ratio	Hours	Cost
SFMTA Staff							
Associate Engineer (5207)	\$ 126,443	\$ 65,969	219,927	\$ 412,340	0.250	520	\$ 103,085
Senior Engineer (5211)	\$ 169,430	\$ 83,434	289,023	\$ 541,887	0.077	160	\$ 41,684
Project Manager II (5504)	\$ 156,959	\$ 78,357	268,966	\$ 504,281	0.500	1040	\$ 252,141
Subtotal SFMTA CP&C Division Labor						1720	\$ 396,909

Position	Unburdened Salary	MFB	Overhead = .73564 * (Salary + MFB)	Burdened Salary	FTE Ratio	Hours	Cost
Public Works Staff Estimate							
Associate Engineer (5207)	\$ 126,443	\$ 65,969	141,558	\$ 333,970	0.500	1040	\$ 166,985
Senior Engineer (5211)	\$ 169,430	\$ 83,434	186,032	\$ 438,896	0.173	360	\$ 75,963
Architectural Associate I (5207)	\$ 103,116	\$ 53,799	115,442	\$ 272,357	1.000	2080	\$ 272,357
Architectural Associate II (5266)	\$ 120,042	\$ 62,629	134,391	\$ 317,063	1.000	2080	\$ 317,063
Architect (5268)	\$ 138,970	\$ 72,505	155,582	\$ 367,056	0.500	1040	\$ 183,528
Senior Architect (5211)	\$ 169,430	\$ 83,434	186,032	\$ 438,896	0.500	1040	\$ 219,448
Subtotal SFMTA CP&C Division Labor						6240	\$ 1,235,343

TOTAL CURRENT SFMTA PROP K REQUEST (ROUNDED)

Total Prop K Request: \$ 4,400,000

OTHER PROJECT PHASES NOT PART OF CURRENT PROP K REQUEST	
Planning Phase/Building Program	\$ 150,000
Construction Contract Estimate	\$ 19,600,000
Furniture, Fixtures and Equipment	\$ 600,000
Moving Expenses	\$ 400,000
Construction Management	\$ 920,000
Construction Phase/Market Contingency (18.3%)	\$ 3,930,000

PROJECT TOTAL \$ 30,000,000

**San Francisco County Transportation Authority
Prop K/Prop AA Allocation Request Form**

FY 2015/16

Project Name: Burke Facility Renovation

FUNDING PLAN - FOR CURRENT PROP K REQUEST

Prop K Funds Requested: \$4,400,000

5-Year Prioritization Program Amount: \$0 (enter if appropriate)

FUNDING PLAN - FOR CURRENT PROP AA REQUEST

Prop AA Funds Requested: \$0

5-Year Prioritization Program Amount: (enter if appropriate)

If the amount requested is inconsistent (e.g., greater than) with the Prop K/Prop AA Strategic Plan amount and/or the 5-Year Prioritization Program (5YPP), provide a justification in the space below including a detailed explanation of which other project or projects will be deleted, deferred, etc. to accommodate the current request and maintain consistency with the 5YPP and/or Strategic Plan annual programming levels.

Funding the subject request requires an amendment to the Facilities - Muni 5YPP to reprogram \$1,903,327 in FY2014/15 funds from the Implementation of Various Facility Plans: Placeholder and \$2,596,673 from cumulative remaining programming capacity to the subject project. See attached 5YPP amendment for details.

Enter the funding plan for the phase or phases for which Prop K/Prop AA funds are currently being requested. Totals should match those shown on the Cost worksheet.

Fund Source	Planned	Programmed	Allocated	Total
Prop K	\$4,400,000			\$4,400,000
SFMTA operating		\$150,000		\$150,000
				\$0
				\$0
				\$0
				\$0
Total:	\$4,550,000	\$0	\$0	\$4,550,000

Actual Prop K Leveraging - This Phase: 3.30%

Expected Prop K Leveraging per Expenditure Plan 89.66%

\$4,550,000

Total from Cost worksheet

**San Francisco County Transportation Authority
Prop K/Prop AA Allocation Request Form**

Is Prop K/Prop AA providing **local match funds** for a state or federal grant?

Fund Source	\$ Amount	Required Local Match	
		%	\$

FUNDING PLAN - FOR ENTIRE PROJECT (ALL PHASES)

Enter the funding plan for all phases (environmental studies through construction) of the project. This section may be left blank if the current request covers all project phases. Totals should match those shown on the Cost worksheet.

Fund Source	Planned	Programmed	Allocated	Total
Prop K	\$4,400,000			\$4,400,000
SFMTA Operating Funds		\$150,000		\$150,000
Prop A General Obligation Bond		\$25,450,000		\$25,450,000
				\$0
				\$0
				\$0
Total:		\$25,600,000	\$30,000,000	\$ 30,000,000

Actual Prop K Leveraging - Entire Project:	<input type="text" value="85.33%"/>	<input type="text" value="\$ 30,000,000"/>
Expected Prop K Leveraging per Expenditure Plan:	<input type="text" value="89.66%"/>	Total from Cost worksheet
Actual Prop AA Leveraging - Entire Project:	<input type="text" value="NA"/>	

FISCAL YEAR CASH FLOW DISTRIBUTION FOR CURRENT PROP K REQUEST

Use the table below to enter the proposed cash flow distribution schedule (e.g. the maximum Prop K/Prop AA funds that are guaranteed to be available for reimbursement each fiscal year) for the current request. If the schedule is more aggressive than the Prop K/Prop AA Strategic Plan and/or 5YPP, please explain in the text box below how cash flow for other projects and programs will be slowed down to accommodate the current request without exceeding annual cash flow assumptions made in the Strategic Plan.

Prop K Funds Requested:

Sponsor Request - Proposed Prop K Cash Flow Distribution Schedule			
Fiscal Year	Cash Flow	% Reimbursed Annually	Balance
FY 2015/16	\$500,000	11.00%	\$3,900,000
FY 2016/17	\$3,900,000	89.00%	\$0
		0.00%	\$0
		0.00%	\$0
		0.00%	\$0
Total:	\$4,400,000		

**San Francisco County Transportation Authority
Prop K/Prop AA Allocation Request Form**

AUTHORITY RECOMMENDATION

This section is to be completed by Authority Staff.

Last Updated: Resolution No. Res. Date:

Project Name:

Implementing Agency:

Funding Recommended:		Amount	Phase:
Prop K Allocation		\$470,000	Planning/Conceptual Engineering
Prop K Allocation		\$3,930,000	Design Engineering (PS&E)
Total:		\$4,400,000	

Notes (e.g., justification for multi-phase recommendations, notes for multi-EP line item or multi-sponsor recommendations):

Multi-phase allocation is recommended given the overlapping schedules of the phases and the compressed schedule for the project as a whole.

Cash Flow Distribution Schedule by Fiscal Year (for entire allocation/appropriation)

Source	Fiscal Year	Maximum Reimbursement	% Reimbursable	Balance
Prop K EP 20	FY 2015/16	\$500,000	11%	\$3,900,000
Prop K EP 20	FY 2016/17	\$3,900,000	89%	\$0
			0%	\$0
			0%	\$0
			0%	\$0
Total:		\$4,400,000	100%	

Cash Flow Distribution Schedule by Fiscal Year & Phase (for entire allocation/appropriation)

Source	Fiscal Year	Phase	Maximum Reimbursement	Cumulative % Reimbursable	Balance
Prop K EP 20	FY 2015/16	Planning/Conceptual Engineering	\$470,000	11%	\$3,930,000
Prop K EP 20	FY 2015/16	Design Engineering (PS&E)	\$30,000	11%	\$3,900,000
Prop K EP 20	FY 2016/17	Design Engineering (PS&E)	\$3,900,000	100%	\$0
				100%	\$0
				100%	\$0
Total:			\$4,400,000		

Prop K/Prop AA Fund Expiration Date: Eligible expenses must be incurred prior to this date.

**San Francisco County Transportation Authority
Prop K/Prop AA Allocation Request Form**

AUTHORITY RECOMMENDATION

This section is to be completed by Authority Staff.

Last Updated: Resolution No. Res. Date:

Project Name:

Implementing Agency:

	Action	Amount	Fiscal Year	Phase
Future Commitment to:	<input type="text"/>	<input type="text"/>	<input type="text"/>	<input type="text"/>
	Trigger: <input type="text"/>			

Deliverables:

1. Monthly (in lieu of quarterly) progress reports shall provide the anticipated completion dates of key project milestones, including 35% design, 65% design and 100% design in addition to all other requirements described in the Standard Grant Agreement (SGA). See SGA for definitions.
2. The SFMTA will provide an overview of its Facilities Program at an upcoming Plans and Programs Committee and Citizens Advisory Committee meeting.
3. Upon completion of 35% design (anticipated by July 18, 2016), provide updated scope, schedule, major line item budget and funding plan. See Special Condition 3 below.
4. Upon project completion, provide evidence of completion of 100% design (e.g. copy of certifications page).

Special Conditions:

1. The recommended allocation is contingent upon amendment of the Facilities-Muni 5YPP to reprogram \$1,903,327 in FY 2014/15 funds from the Implementation of Various Facility Plans: Placeholder and \$2,596,673 from cumulative remaining programming capacity to the subject project. See attached 5YPP amendment for details.
2. Transportation Authority staff or its Project Management Oversight consultant will participate in bi-weekly design team coordination meetings and participate on the selection panel for the CMGC.
3. SFMTA may not expend final design and contingency funds (\$2,345,000) until Transportation Authority staff releases the funds pending receipt of updated scope, schedule, major line item budget and funding plan on completion of 35% design (anticipated July 18, 2016). See Deliverable 3 above.

Notes:

1. The SFMTA will need to request that the Transportation Authority waive the Prop K policy prohibiting advertisement of contracts funded with Prop K prior to allocation by the Authority Board. The SFMTA has indicated that it wants to advertise the CMGC contract in May 2016 in order to complete construction of the Burke Facility Renovation project by May 2018.

Supervisorial District(s):

Prop K proportion of expenditures - this phase:	96.70%
Prop AA proportion of expenditures - this phase:	NA

Sub-project detail? If yes, see next page(s) for sub-project detail.

SFCTA Project Reviewer:

Project # from SGA:

**San Francisco County Transportation Authority
Prop K/Prop AA Allocation Request Form**

AUTHORITY RECOMMENDATION

This section is to be completed by Authority Staff.

Last Updated: Resolution No. Res. Date:

Project Name:

Implementing Agency:

SUB-PROJECT DETAIL

Sub-Project # from SGA:

Name:

Supervisorial District(s):

Cash Flow Distribution Schedule by Fiscal Year & Phase (for entire allocation/appropriation)

Source	Fiscal Year	Phase	Maximum Reimbursement	Cumulative % Reimbursable	Balance
Prop K EP 20	FY 2015/16	Planning/Conceptual Engineering	\$470,000	100%	\$0
				100%	\$0
				100%	\$0
				100%	\$0
Total:			\$470,000		

Sub-Project # from SGA:

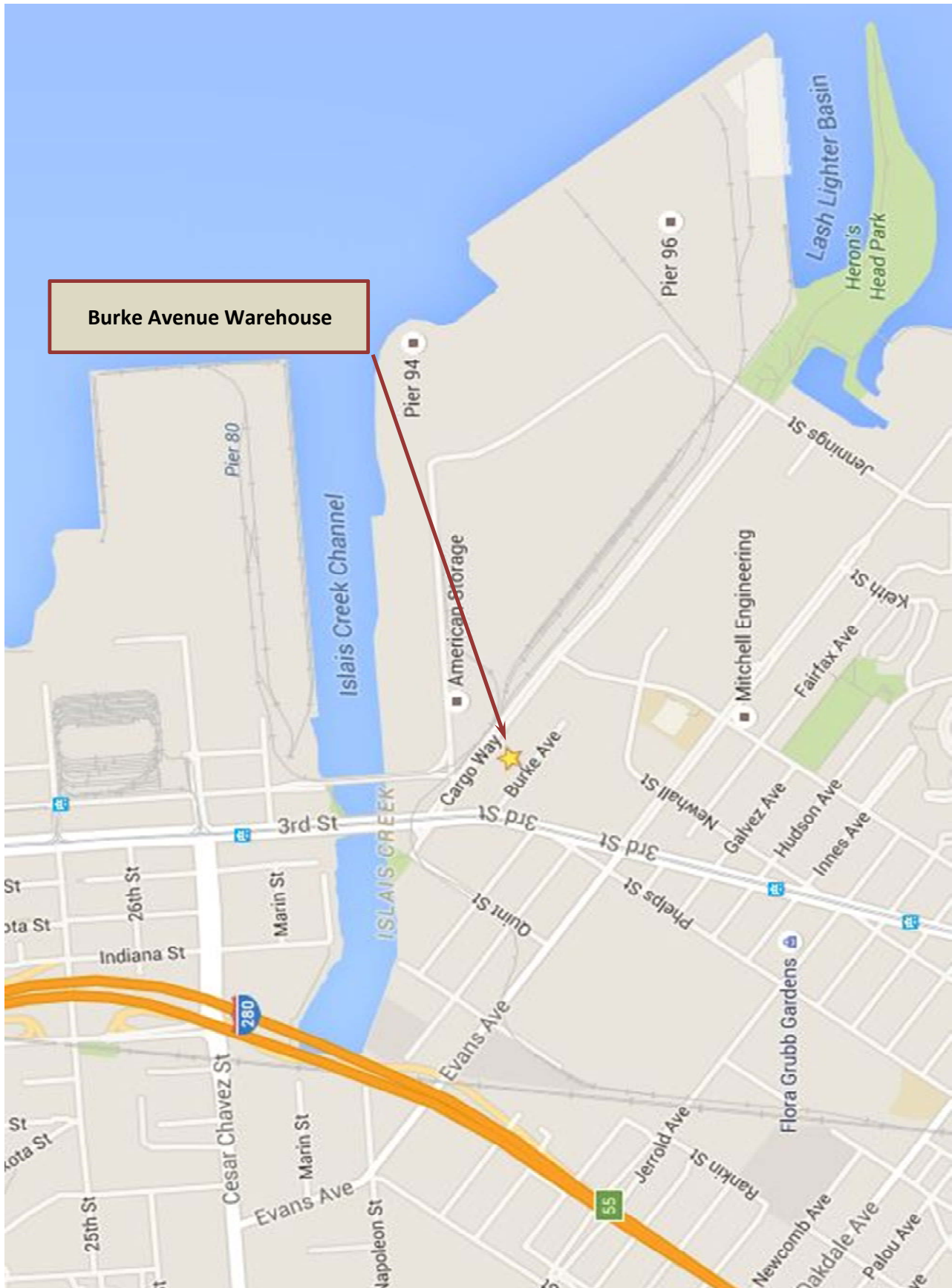
Name:

Supervisorial District(s):

Cash Flow Distribution Schedule by Fiscal Year & Phase (for entire allocation/appropriation)

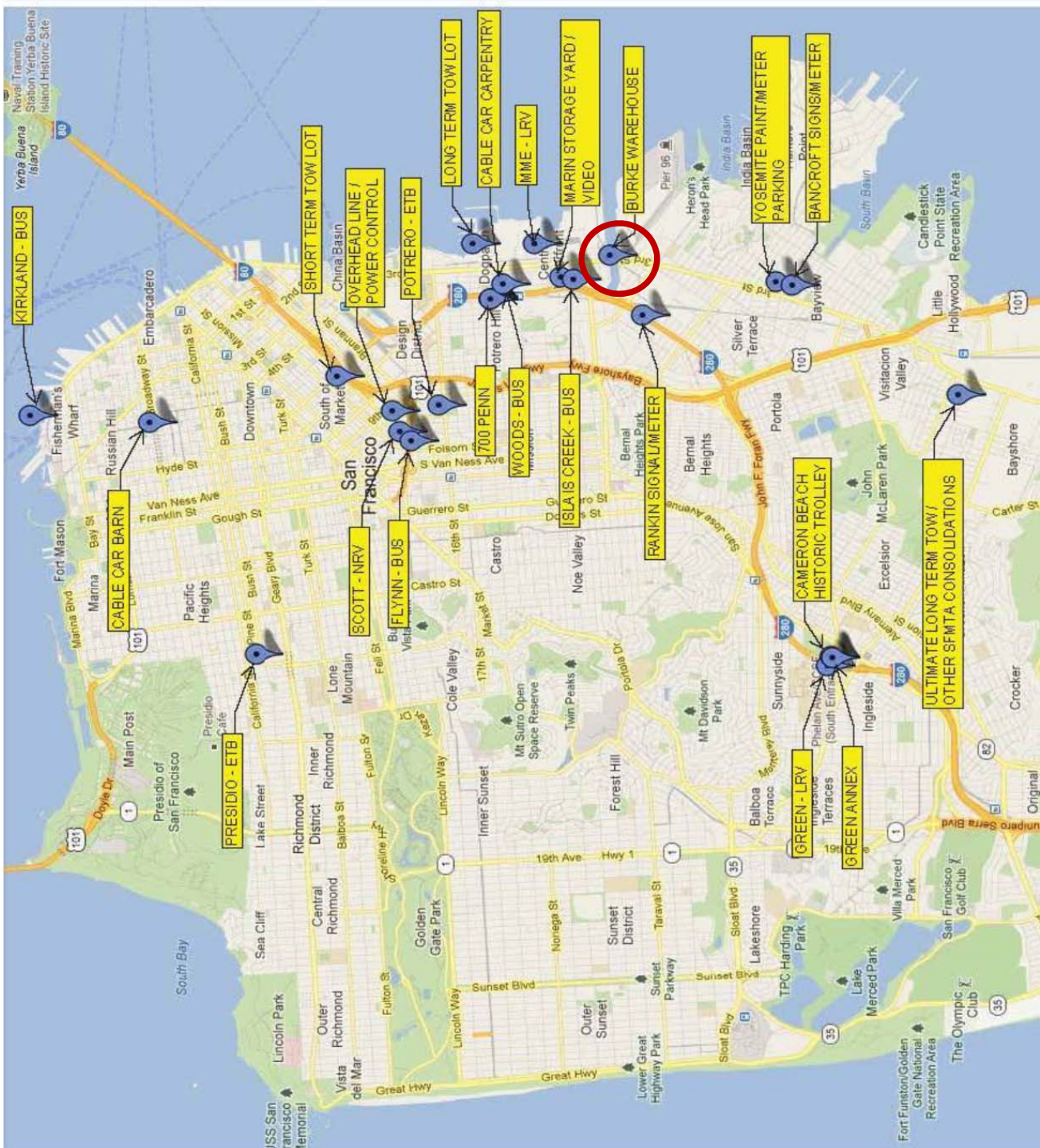
EP Line	Fiscal Year	Phase	Maximum Reimbursement	Cumulative % Reimbursable	Balance
Prop K EP 20	FY 2015/16	Design Engineering (PS&E)	\$30,000	1%	\$3,900,000
Prop K EP 20	FY 2016/17	Design Engineering (PS&E)	\$3,900,000	100%	\$0
				100%	\$0
				100%	\$0
Total:			\$3,930,000		

MAPS AND DRAWINGS



San Francisco County Transportation Authority
 Prop K/Prop AA Allocation Request Form

SFMTA Facilities Locations



San Francisco County Transportation Authority
Prop K/Prop AA Allocation Request Form

FY of Allocation Action: 2015/16 Current Prop K Request: \$ 4,400,000
Current Prop AA Request: \$ -

Project Name: Burke Facility Renovation

Implementing Agency: San Francisco Municipal Transportation Agency

Project Manager

Grants Section Contact

Name (typed): David Greenaway

Joel Goldberg

Title: Project Manager

Manager, Capital Procurement & Management

Phone: 415-701-4237

415-701-4499

Fax:

Email: david.greenaway@sfmta.com

joel.goldberg@sfmta.com

Address: 1 South Van Ness Ave, 3rd floor

1 South Van Ness Ave, 8th floor

5-Year Project List (FY 2014/15 – FY 2018/19)
Rehab/Upgrade Existing Facilities - MUNI (EP 20M)
Programming and Allocations to Date

Pending 5/24/16 Board Action

Agency	Project Name	Phase	Status	Fiscal Year					Total
				2014/15	2015/16	2016/17	2017/18	2018/19	
Subcategory									
SEMTA	Various Facility Plans Predevelopment	PLAN/CER, PA&ED	Programmed	\$400,000					\$400,000
SEMTA	Implementation of Various Facility Plans ⁵	PS&E, CON	Programmed	\$1,096,673					\$1,096,673
SEMTA	1570 Burke Avenue Facility Renovation ⁵	PS&E	Pending		\$4,400,000				\$4,400,000
SEMTA	Paint Booth Upgrade (Woods and Potrero)	PLAN/CER, PA&ED	Programmed	\$850,000					\$850,000
SEMTA	Muni Metro East Paint and Body Shop ¹	PLAN/CER, PA&ED	Programmed	\$3,428,500					\$3,428,500
SEMTA	Muni Metro East (MME) Phase 2 ¹	PA&ED	Allocated	\$2,598,500					\$2,598,500
SEMTA	Woods Renovation Hoists and Bays ^{2,4}	PLAN/CER	Programmed	\$4,132,826					\$4,132,826
SEMTA	Fall Protection Systems - Presidio Division ⁴	CON	Allocated		\$706,397				\$706,397
SEMTA	Upgrade Life and Fire Safety Systems	PLAN/CER	Programmed	\$0					\$0
SEMTA	Upgrade Life and Fire Safety Systems ³	PS&E	Allocated		\$400,000				\$400,000
SEMTA	Fall Protection ²	PLAN/CER, PS&E	Allocated	\$2,160,777					\$2,160,777
				\$14,667,276	\$5,506,397	\$0	\$0	\$0	\$20,173,673
				Programmed in 5YPP					
				\$4,759,277	\$5,506,397	\$0	\$0	\$0	\$10,265,674
				Total Allocated and Pending in 5YPP					
				\$0	\$0	\$0	\$0	\$0	\$0
				Total Deobligated in 5YPP					
				\$9,907,999	\$0	\$0	\$0	\$0	\$9,907,999
				Total Unallocated in 5YPP					
				\$17,277,000	\$0	\$0	\$0	\$0	\$17,277,000
				Total Programmed in 2014 Strategic Plan					
				\$2,996,673					\$2,996,673
				Deobligated from Prior 5YPP Cycles **					
				\$5,606,397	\$100,000	\$100,000	\$100,000	\$100,000	\$100,000
				Cumulative Remaining Programming Capacity					
Programmed									
Pending Allocation/Appropriation									
Board Approved Allocation/Appropriation									

5-Year Project List (FY 2014/15 – FY 2018/19)
Rehab/Upgrade Existing Facilities - MUNI (EP 20M)
Cash Flow (\$) Maximum Annual Reimbursement

Project Name	Phase	Fiscal Year						Total
		2014/15	2015/16	2016/17	2017/18	2018/19	2019/20	
Subcategory								
Various Facility Plans Predevelopment	PLAN/CER, PA&ED	\$400,000						\$400,000
Implementation of Various Facility Plans 5	PS&E, CON	\$0	\$96,673	\$1,000,000				\$1,096,673
1570 Burke Avenue Facility Renovation 5	PS&E			\$4,400,000				\$4,400,000
Paint Booth Upgrade (Woods and Potrero)	PLAN/CER, PA&ED	\$725,000	\$125,000					\$850,000
Muni Metro East Paint and Body Shop 1	PLAN/CER, PA&ED	\$1,560,500	\$959,000	\$909,000				\$3,428,500
Muni Metro East (MME) Phase 2 1	PA&ED	\$998,500	\$1,600,000					\$2,598,500
Woods Renovation Hoists and Bays 2, 4	PLAN/CER	\$1,498,603	\$1,284,223	\$1,350,000				\$4,132,826
Fall Protection Systems - Presidio Division 4	CON			\$206,397	\$500,000			\$706,397
Upgrade Life and Fire Safety Systems	PLAN/CER	\$0	\$0					\$0
Upgrade Life and Fire Safety Systems 3	PS&E		\$132,000	\$268,000				\$400,000
Fall Protection 2	PLAN/CER, PS&E	\$400,000	\$1,760,777					\$2,160,777
Cash Flow Programmed in 5YPP		\$5,582,603	\$5,957,673	\$8,133,397	\$500,000	\$0	\$0	\$20,173,673
Total Cash Flow Allocated		\$1,398,500	\$3,492,777	\$4,874,397	\$500,000	\$0	\$0	\$10,265,674
Total Cash Flow Deobligated		\$0	\$0	\$0	\$0	\$0	\$0	\$0
Total Cash Flow Unallocated		\$4,184,103	\$2,464,896	\$3,259,000	\$0	\$0	\$0	\$9,907,999
Cash Flow Programmed in 2014 Strategic Plan		\$7,509,000	\$6,509,000	\$3,259,000	\$0	\$0	\$0	\$17,277,000
Deobligated from Prior 5YPP Cycles **		\$2,996,673						\$2,996,673
Cumulative Remaining Cash Flow Capacity		\$4,923,070	\$5,474,397	\$600,000	\$100,000	\$100,000	\$100,000	\$100,000
Programmed								
Pending Allocation / Appropriation								
Board Approved Allocation / Appropriation								

5-Year Project List (FY 2014/15 – FY 2018/19)

Rehab/Upgrade Existing Facilities - MUNI (EP 20M)

Programming and Allocations to Date

Pending 5/24/16 Board Action

Agency	Project Name	Phase	Status	Fiscal Year					Total
				2014/15	2015/16	2016/17	2017/18	2018/19	

Footnotes

- ¹ To accommodate allocation of \$2,598,500 in FY 14/15 funds for the environmental phase of Muni Metro East (MME) Phase 2 (Res. 15-034, 1.27.15): Muni Metro East Paint and Body Shop: Reduced the planning/environmental placeholder from \$6,027,000 to \$3,428,500.
- ² 5YPP Amendment to fully fund the planning and design of the Fall Protection Systems project (Res. 15-041, 2.24.15): Woods Renovation Hoists and Bays: Reduced by \$1,910,777 in FY 2014/15. The SFMTA will identify additional funding for the Woods project through its Capital Improvement Program updated in Spring 2015.
Upgrade Life and Fire Safety Systems placeholder for construction: Reduced by \$250,000.
Fall Protection: Added project with \$2,996,673.
- ³ 5YPP amendment to fully fund the Upgrade Life and Fire Safety Systems project (Res. 16-040, 2.23.16): Cumulative remaining programming capacity: Reduced by \$400,000.
Upgrade Life and Fire Safety Systems (design): Added project with \$400,000 in FY 2015/16 funds.
- ⁴ 5YPP amendment to fully fund the Fall Protection Systems - Presidio Division project (Res. 16-047, 3.22.15): Woods Renovation Hoists and Bays: Reduced by \$706,397 in FY 2014/15. The SFMTA is reprioritizing planned facilities improvements as part of its Capital Improvements Program update, anticipated to be complete in Spring 2016, and the Woods Division project is not expected to move forward.
Fall Protection Systems - Presidio Division: added project with \$706,397 in FY 2015/16 funds for construction.
- ⁵ 5YPP amendment to fully fund the Burke Facility Renovation (Res. 16-XXX, 5.24.15): Implementation of Various Facility Plans: Placeholder reduced by \$1,903,327 in FY 2014/15
Cumulative Remaining Programming Capacity: Reduced by \$2,596,673
Burke Facility Renovation: added project with \$4,400,000 in FY 2015/16 funds for planning and design.



This Page Intentionally Left Blank

**San Francisco County Transportation Authority
Prop K/Prop AA Allocation Request Form**

FY of Allocation Action:

Project Name:

Implementing Agency:

EXPENDITURE PLAN INFORMATION

Prop K EP Project/Program:

Prop K EP Line Number (Primary): **Current Prop K Request:** \$

Prop K Other EP Line Numbers:

Prop AA Category:

Current Prop AA Request: \$

Supervisorial District(s):

SCOPE

Sufficient scope detail should be provided to allow Authority staff to evaluate the reasonableness of the proposed budget and schedule. If there are prior allocations for the same project, provide an update on progress. Describe any outreach activities included in the scope. Long scopes may be provided in a separate Word file. Maps.

If a project is not already name Project sponsors shall provide a brief explanation of how the project was prioritized for funding, highlighting: 1) project benefits, 2) level of public input into the prioritization process, and 3) whether the project is included in any adopted plans, including Prop K/Prop AA 5-Year Prioritization Program (5YPPs). Justify any inconsistencies with the adopted Prop K/Prop AA Strategic Plans and/or relevant 5YPPs.

Indicate whether work is to be performed by outside consultants and/or by force account.

The SFMTA requests \$199,451 in Prop K Neighborhood Transportation Improvement Programming (NTIP) capital funds and a commitment to allocate \$78,696 in Prop K funds to implement bicycle and pedestrian safety upgrades on Arguello Boulevard between Fulton Street and West Pacific Avenue. These recommended upgrades are the result of a community engagement process funded by a grant of Prop K NTIP planning funding.

Please see attached word document for full scope, background, and task list.

**San Francisco County Transportation Authority
Proposition K Sales Tax Program Allocation Request Form**

The SFMTA requests \$199,451 in Prop K Neighborhood Transportation Improvement Programming (NTIP) capital funds and a commitment to allocate \$78,696 in NTIP capital funds to implement bicycle and pedestrian safety upgrades on Arguello Boulevard between Fulton Street and West Pacific Avenue. This project will utilize funds from the NTIP, which is intended to strengthen project pipelines and advance the delivery of community-supported neighborhood-scale projects, especially in Communities of Concern and other neighborhoods with high unmet needs. This project's recommended upgrades are the result of a community engagement process funded by a District 1 NTIP Planning grant.

Background

In March of 2015, the Livable Streets subdivision of the SFMTA received \$100,000 in Prop K NTIP funds to engage the community, the Supervisor's Office and other relevant stakeholders to plan and develop conceptual designs for improvements to bicycle and pedestrian safety on Arguello Boulevard and for people walking and biking to Golden Gate Park from District 1.

As part of this planning process, the project team split the NTIP Planning project into three parts: The Arguello Boulevard Safety Project, the Inner Richmond Neighborhood Greenways Project, and the 23rd Avenue Neighborhood Greenway Project. The Arguello Boulevard Safety Project was based on a background of community outreach and fell under a SF Public Works paving deadline, so this project was selected to begin immediately. The Arguello project team conducted a planning and community engagement process to plan bicycle and pedestrian safety improvements for Arguello Boulevard, which resulted in a final, legislated design for changes to the roadway striping. These paint-only treatments are ready to be implemented as early as funding is approved for implementation. These changes include:

1. Buffered Bike Lane: Narrowing wide vehicle travel lanes allows for space to paint a 2 foot buffer alongside the existing bike lanes on Arguello Boulevard. This will further separate and clearly delineate spaces on the street for motor vehicles and bicycles
2. Green Paint Treatments: Strategic use of green paint will accentuate the bike lane, increase visibility of the bicycle facility, and discourage cars from driving in/double parking in the bike lane.
3. Bike Boxes and Two-Stage Left Turn Boxes: These paint treatments will allow bicycles to make safe turns into and out of side streets and will create a space for bicycles waiting at red lights.
4. Daylighting at Intersections: "Daylighting" increases the visibility of pedestrians by removing one parking space on the approach to crosswalks.
5. New Continental Crosswalks: Brightly painted continental crosswalks increase pedestrian visibility and improve vehicle yield rates.

Additionally, the project team proposed several concrete pedestrian islands and concrete pedestrian safety bulbouts, which would be constructed along with the Public Works paving project in 2017.

This allocation request would fund the implementation of the paint upgrades and the detailed design of concrete elements proposed by the Arguello Boulevard Safety Project. The SFMTA would seek action on the requested commitment to allocate \$78,696 in Prop K funds for post-paving paint work when SFPW's paving project is ready to proceed with construction.

**San Francisco County Transportation Authority
Proposition K Sales Tax Program Allocation Request Form**

The Inner Richmond Neighborhood Greenways Project and the 23rd Avenue Neighborhood Greenway Project are moving forward on separate timelines. Implementation of those projects will be handled by future funding requests.

Scope

The scope for this funding request can be divided into two parts, (1) the implementation of paint-only upgrades to the roadway striping on Arguello Boulevard, and the (2) detailed design of concrete elements that will be coordinated with the upcoming public works paving project.

It is the recommendation of the SFMTA that the paint-only upgrades be implemented as soon as possible, in advance of the planned Public Works paving project currently scheduled for 2017. Arguello Boulevard is a Cyclist High Injury Corridor, designated by the SFMTA and the SF Department of Public Health, and these safety improvements will increase safety for people riding bikes and walking along Arguello Boulevard. Only necessary striping changes will be implemented before the paving project, with add-on elements like green and khaki paint treatments to be implemented following the paving project.

1. Implementation of paint upgrades:

- \$188,931 of this funding request will pay for SFMTA crews to grind and restripe the roadway striping on Arguello Boulevard in 2016 to install safety improvements for people walking and biking. These paint changes will not include green or khaki StreetBond paint treatments due to the imminent paving project in 2017.
- Following the paving project in 2017, \$78,696 in future Prop K funding will be used to implement the proposed green and khaki StreetBond paint treatments such as bike boxes, green bike lane treatments, and khaki Painted Safety Zones. SFPW will pay for restriping of all the paint work done in the prior bullet.

2. Detailed Design of concrete upgrades:

- \$10,520 of this funding request will be sent to DPW to pay for the design of pedestrian safety bulbouts and pedestrian safety islands.
- This design work will be done by DPW in coordination with their curb ramp design work as part of the Arguello Boulevard paving project.
- *Note:* Construction of these concrete elements will be funded via a future funding request.

Tasks and Deliverables

Tasks and deliverables included in the scope of the project include the following, assuming funding is available June 1, 2016:

Task	Timeline	Deliverable
1. Create work orders for paint upgrades to Arguello Boulevard and obtain signatures	June 2016	
2. Grind and restripe Arguello Boulevard	July/August 2016	2-3 digital photos of implemented roadway striping upgrades

**San Francisco County Transportation Authority
Proposition K Sales Tax Program Allocation Request Form**

Task	Timeline	Deliverable
3. Detailed design by Public Works of concrete upgrades to be coordinated with 2017 paving project	June-September 2016	Final detailed designs and cost estimates for concrete upgrades

Project Results

Firstly, this project will result in the implementation of paint-only safety improvements this summer for people walking and biking on Arguello Boulevard, as planned by the Arguello Boulevard Safety Project. These upgrades will increase the visibility of pedestrians crossing the street, provide a buffer zone to separate people biking from moving vehicle traffic, provide safe waiting zones for people on bikes making left turns, and address documented collision patterns between motor vehicles and people walking and biking on Arguello Boulevard. Second, this project will pay for Public Works to design concrete improvements along with their 2017 paving project that will increase safety for people walking and biking on Arguello Boulevard. This project would result in approximately 30 fewer parking spaces, or about 2% of parking spaces within one block of Arguello.

Benefits

This project will support the following goals from the SFMTA Strategic Plan:

1. **Safety:** Create a safer transportation experience for everyone.
This project will address documented collision patterns and community concerns on Arguello Boulevard and make the corridor safer for all roadway users.
2. **Travel Choices:** Make transit, walking, bicycling, taxi, ridesharing and carsharing the most attractive and preferred means of travel.
The recommended improvements to Arguello Boulevard will create a safe and comfortable environment for people walking and biking on Arguello Boulevard and will make these modes a more popular and attractive choice on this corridor.
3. **Livability:** Improve the environment and quality of life in San Francisco.
This project will improve access to recreational opportunities in Golden Gate Park.

Prioritization

The project will be funded with NTIP placeholder funds in the Bicycle Safety and Circulation and Pedestrian Safety and Circulation categories.

Environmental

For Paint Work:

Prior to approval of the project for construction, SFMTA will conduct review under the California Environmental Protection Act (CEQA). SFMTA shall not proceed with the approval of the project for construction until there has been complete compliance with CEQA. Prior to billing for any construction funds, if requested by the Transportation Authority, the SFMTA will provide the Authority with documentation confirming that CEQA review has been completed.

For DPW Design Work:

The scope of work for which funding is being requested is not considered a project or is otherwise exempt from environmental review.

**San Francisco County Transportation Authority
Proposition K Sales Tax Program Allocation Request Form**

Prior to approval of the project for construction, SFMTA will conduct review under the California Environmental Protection Act (CEQA). SFMTA shall not proceed with the approval of the project for construction until there has been complete compliance with CEQA. Prior to billing for any construction funds, if requested by the Transportation Authority, the SFMTA will provide the Authority with documentation confirming that CEQA review has been completed.

**San Francisco County Transportation Authority
Prop K/Prop AA Allocation Request Form**

FY 2015/16

Project Name: Arguello Boulevard Near-term Improvements [NTIP Capital]

Implementing Agency: San Francisco Municipal Transportation Agency

ENVIRONMENTAL CLEARANCE

Type : Categorically Exempt

Status: Pending Completion by 6/1/16

PROJECT DELIVERY MILESTONES

Enter dates for ALL project phases, not just for the current request. Use July 1 as the start of the fiscal year. Use 1, 2, 3, 4 to denote quarters and XXXX/XX for the fiscal year (e.g. 2010/11). Additional schedule detail may be provided in the text box below.

	Start Date		End Date	
	Quarter	Fiscal Year	Quarter	Fiscal Year
Planning/Conceptual Engineering	4	2014/2015	3	2015/2016
Environmental Studies (PA&ED)	3	2015/2016	4	2015/2016
R/W Activities/Acquisition				
Design Engineering (PS&E)	4	2015/2016	1	2016/2017
Prepare Bid Documents				
Advertise Construction				
Start Construction (e.g., Award Contract)	1	FY 2016/17		
Procurement (e.g. rolling stock)				
Project Completion (i.e., Open for Use)			1	2016/2017
Project Closeout (i.e., final expenses incurred)			2	2016/2017

SCHEDULE COORDINATION/NOTES

Provide project delivery milestones for each sub-project in the current request and a schedule for public involvement, if appropriate. For planning efforts, provide start/end dates by task here or in the scope (Tab 1). Describe coordination with other project schedules or external deadlines (e.g., obligation deadlines) that impact the project schedule, if relevant.

MILESTONES	
Work orders for paint upgrade	June 2016
Grind and restripe Arguello Boulevard	July/August 2016
Project Closeout	December 2016

**San Francisco County Transportation Authority
Prop K/Prop AA Allocation Request Form**

FY 2015/16

Project Name: Arguello Boulevard Near-term Improvements [NTIP Capital]

Implementing Agency: San Francisco Municipal Transportation Agency

COST SUMMARY BY PHASE - CURRENT REQUEST

Allocations will generally be for one phase only. Multi-phase allocations will be considered on a case-by-case basis.
Enter the total cost for the phase or partial (but useful segment) phase (e.g. Islais Creek Phase 1 construction) covered by the CURRENT funding request.

	Yes/No	Cost for Current Request/Phase		
		Total Cost	Prop K - Current Request	Prop AA - Current Request
Planning/Conceptual Engineering				
Environmental Studies (PA&ED)				
Design Engineering (PS&E)	Yes	\$10,520	\$10,520	
R/W Activities/Acquisition				
Construction	Yes	\$ 188,931	\$ 188,931	
Procurement (e.g. rolling stock)				
		\$199,451	\$199,451	\$0

COST SUMMARY BY PHASE - ENTIRE PROJECT

Show total cost for ALL project phases based on best available information. **Source of cost estimate** (e.g. 35% design, vendor quote) is intended to help gauge the quality of the cost estimate, which should improve in reliability the farther along a project is in its development.

	Total Cost	Source of Cost Estimate
Planning/Conceptual Engineering		
Environmental Studies (PA&ED)		
Design Engineering (PS&E)	\$ 10,520	SFPW design fee proposals
R/W Activities/Acquisition		
Construction	\$ 188,931	SFMTA Engineer cost estimate
Procurement (e.g. rolling stock)		
Total:	\$ 199,451	

% Complete of Design: as of
Expected Useful Life: Years

**San Francisco County Transportation Authority
Prop K/Prop AA Allocation Request Form**

MAJOR LINE ITEM BUDGET

1. Provide a major line item budget, with subtotals by task and phase. More detail is required the farther along the project is in the development phase. Planning studies should provide task-level budget information.
2. Requests for project development should include preliminary estimates for later phases such as construction.
3. Support costs and contingencies should be called out in each phase, as appropriate. Provide both dollar amounts and % (e.g. % of construction) for support costs and contingencies.
4. For work to be performed by agency staff rather than consultants, provide base rate, overhead multiplier, and fully burdened rates by position with FTE (full-time equivalent) ratio. A sample format is provided below.
5. For construction costs, please include budget details. A sample format is provided below. Please note if work will be performed through a contract.
6. For any contract work, please provide the LBE/SBE/DBE goals as applicable to the contract.

Summary

Task	Agency	COST
Construction Cost - Grinding	SFPW	\$38,212
Construction Cost - Striping	SFPW	\$115,269
Signs and Meters	SFMTA	\$14,750
Construction Management and Support	SFMTA	\$20,200
Subtotal of Implementation		\$188,431
Detailed Design of concrete upgrades	SFPW	\$10,520
Subtotal of Implementation and Design		\$198,951
City Attorney Fees	City Attorney	\$500
TOTAL		\$199,451

CONSTRUCTION PHASE

CONSTRUCTION COSTS - GRINDING

Agency: SFPW

Project: Arguello Boulevard

Computed by: C.Beck

ITEM #	DESCRIPTION	QUANTITY	UNIT	UNIT PRICE	EXTENSION
1	12" Crosswalk Lines / Stop Bars	189	Lin Ft	\$6.39	\$1,208
2	4" Broken White or Yellow	417	Lin Ft	\$1.82	\$759
3	4" Solid White or Yellow	920	Lin Ft	\$3.20	\$2,944
4	6" Broken White	845	Lin Ft	\$2.63	\$2,222
5	6" Solid White	925	Lin Ft	\$4.00	\$3,700
6	8" Broken White or Yellow	1026	Lin Ft	\$3.60	\$3,694
7	8" Solid White or Yellow	880	Lin Ft	\$4.69	\$4,127
8	Double Yellow	1900	Lin Ft	\$6.27	\$11,913
9	Messages (see page 2)	210	Sq Ft	\$6.08	\$1,277

Labor: \$30,570

Total: \$31,844

Mat'ls: \$7,642

Added 20% Contingency = \$38,212

**San Francisco County Transportation Authority
Prop K/Prop AA Allocation Request Form**

CONSTRUCTION COSTS - STRIPING

Agency: SFPW

Project: Arguello Boulevard

Computed by: C.Beck

ITEM #	DESCRIPTION	QUANTITY	UNIT	UNIT PRICE	EXTENSION
1	12" Crosswalk Lines / Stop Bars	181	Lin Ft	\$6.39	\$1,157
2	4" Broken White or Yellow	312	Lin Ft	\$1.82	\$568
3	4" Solid White or Yellow	636	Lin Ft	\$3.20	\$2,035
4	6" Broken White	1400	Lin Ft	\$2.63	\$3,682
5	6" Solid White	5715	Lin Ft	\$4.00	\$22,860
6	8" Broken White or Yellow	80	Lin Ft	\$3.60	\$288
7	8" Solid White or Yellow	56	Lin Ft	\$4.69	\$263
8	Double Yellow	1800	Lin Ft	\$6.27	\$11,286
9	Raised Pavement Markers (White or Yellow)	197	Each	\$14.66	\$2,886
10	Messages (see page 2)	1035	Sq Ft	\$6.08	\$6,293
11	Bus Zones	360	Lin Ft	\$7.76	\$2,794
12	Color Curb Painting	900	Lin Ft	\$10.21	\$9,189
13	Staggered Yellow/White Continental Crosswalks (see page 3)		Lump Sum	-	\$27,638
14	Green Sharrow Backing - thermoplastic	320	Sq Ft	\$16.00	\$5,120

Total: \$96,058

Added 20% Contingency = **\$115,269**

PAINT AND SIGN COSTS

Agency: SFMTA

Project: Arguello Boulevard

Computed by: C.Beck

ITEM #	DESCRIPTION	QUANTITY	UNIT	UNIT PRICE	EXTENSION
1	Meter Change/Modification	8	Each	\$250.00	\$2,000
2	Safe Hit post	40	Each	\$100.00	\$4,000
3	Sign Installation	35	Each	\$250.00	\$8,750

TOTAL **\$14,750** includes contingency

CONSTRUCTION MANAGEMENT AND SUPPORT

Agency: SFMTA

Source: FY 2016 Salaries with FY 2015 Overhead Approved Rate v2

Class	Job Class Title	FY16 Salary per FTE	FY16 Mandatory Fringe Benefits per FTE	Approved Rate (FY 2015)	Overhead	Salary + Fringe + O/H	Hourly Rate	Hours	Cost
5203	Assistant Engineer	\$103,246	\$58,644	0.901	\$145,863	\$307,753	\$147.96	40	\$5,918
5207	Associate Engineer	\$120,085	\$65,513	0.901	\$167,225	\$352,824	\$169.63	10	\$1,696
5288	Transit Planner II	\$91,799	\$53,574	0.901	\$130,981	\$276,354	\$132.86	20	\$2,657
5289	Transit Planner III	\$108,942	\$60,633	0.901	\$152,787	\$322,362	\$154.98	50	\$7,749
5290	Transit Planner IV	\$129,182	\$69,498	0.901	\$179,011	\$377,691	\$181.58	12	\$2,179

TOTAL **\$20,200**

DETAILED DESIGN COSTS

Agency: SFDPPW

Job Class Title	Hours	Hourly Fully Burd.	Cost
Assistant Engineer / 5203	66	\$134.06	\$8,848
Division Manager: Senior Engineer/5211	8	\$209.14	\$1,673
SFDPPW Labor Subtotal	74		\$10,521

CITY ATTORNEY FEES

Agency: Sf City Attorney

Job Class Title	Hourly Rate	Hours	Cost
City Attorney	\$250	2	\$500
TOTAL			\$500

**San Francisco County Transportation Authority
Prop K/Prop AA Allocation Request Form**

FY 2015/16

Project Name: Arguello Boulevard Near-term Improvements [NTIP Capital]

FUNDING PLAN - FOR CURRENT PROP K REQUEST

Prop K Funds Requested: \$199,451

5-Year Prioritization Program Amount: see below (enter if appropriate)

FUNDING PLAN - FOR CURRENT PROP AA REQUEST

Prop AA Funds Requested: \$0

5-Year Prioritization Program Amount: (enter if appropriate)

If the amount requested is inconsistent (e.g., greater than) with the Prop K/Prop AA Strategic Plan amount and/or the 5-Year Prioritization Program (5YPP), provide a justification in the space below including a detailed explanation of which other project or projects will be deleted, deferred, etc. to accommodate the current request and maintain consistency with the 5YPP and/or Strategic Plan annual programming levels.

The 5-Year Prioritization Program (5YPP) amount is the amount of Prop K funds available for allocation in Fiscal Year 2015/16 to the subject project in the NTIP Placeholder line in the Bicycle Circulation and Safety 5YPP (\$336,000) and the NTIP Placeholder line in the Pedestrian Circulation and Safety 5YPP (\$1,522,000).

Enter the funding plan for the phase or phases for which Prop K/Prop AA funds are currently being requested. Totals should match those shown on the Cost worksheet.

Fund Source	Planned	Programmed	Allocated	Total
Prop K	\$199,451			\$199,451
				\$0
				\$0
				\$0
Total:	\$199,451	\$0	\$0	\$199,451

Actual Prop K Leveraging - This Phase: 0.00%
 Expected Prop K Leveraging per Expenditure Plan: N/A

\$199,451
 Total from Cost worksheet

**San Francisco County Transportation Authority
Prop K/Prop AA Allocation Request Form**

Is Prop K/Prop AA providing **local match funds** for a state or federal grant? No

Fund Source	\$ Amount	Required Local Match	
		%	\$

FUNDING PLAN - FOR ENTIRE PROJECT (ALL PHASES)				
Enter the funding plan for all phases (environmental studies through construction) of the project. This section may be left blank if the current request covers all project phases. Totals should match those shown on the Cost worksheet.				
Fund Source	Planned	Programmed	Allocated	Total
				\$0
				\$0
				\$0
				\$0
Total:	\$0	\$0	\$0	\$0

Actual Prop K Leveraging - Entire Project: #DIV/0! \$ 199,451

Expected Prop K Leveraging per Expenditure Plan: N/A Total from Cost worksheet

Actual Prop AA Leveraging - Entire Project: NA

FISCAL YEAR CASH FLOW DISTRIBUTION FOR CURRENT PROP K REQUEST
Use the table below to enter the proposed cash flow distribution schedule (e.g. the maximum Prop K/Prop AA funds that are guaranteed to be available for reimbursement each fiscal year) for the current request. If the schedule is more aggressive than the Prop K/Prop AA Strategic Plan and/or 5YPP, please explain in the text box below how cash flow for other projects and programs will be slowed down to accommodate the current request without exceeding annual cash flow assumptions made in the Strategic Plan.

Prop K Funds Requested: \$199,451

Sponsor Request - Proposed Prop K Cash Flow Distribution Schedule			
Fiscal Year	Cash Flow	% Reimbursed Annually	Balance
FY 2015/16	\$199,451	100.00%	\$0
		0.00%	\$0
		0.00%	\$0
		0.00%	\$0
		0.00%	\$0
Total:	\$199,451		

Prop AA Funds Requested: \$0

Sponsor Request - Proposed Prop AA Cash Flow Distribution Schedule			
Fiscal Year	Cash Flow	% Reimbursed Annually	Balance
		#DIV/0!	\$199,451
		#DIV/0!	\$199,451
		#DIV/0!	\$199,451
Total:	\$0		

**San Francisco County Transportation Authority
Prop K/Prop AA Allocation Request Form**

AUTHORITY RECOMMENDATION

This section is to be completed by Authority Staff.

Last Updated: Resolution No. Res. Date:

Project Name:

Implementing Agency:

Funding Recommended:	Amount		Phase:
	Prop K Allocation	\$188,931	
Prop K Allocation	\$10,520	Design Engineering (PS&E)	
Total:	\$199,451		

Notes (e.g., justification for multi-phase recommendations, notes for multi-EP line item or multi-sponsor recommendations):

A multi-phase allocation is recommended as the work represents two distinct scopes of work with independent utility (e.g. design of concrete bulbs and construction of near-term striping work).

Cash Flow Distribution Schedule by Fiscal Year (for entire allocation/appropriation)

Source	Fiscal Year	Maximum Reimbursement	% Reimbursable	Balance
Prop K EP 39	FY 2016/17	\$188,931	95.00%	\$10,520
Prop K EP 40	FY 2016/17	\$10,520	5.00%	\$0
			0.00%	\$0
			0.00%	\$0
			0.00%	\$0
Total:		\$199,451	100%	

Cash Flow Distribution Schedule by Fiscal Year & Phase (for entire allocation/appropriation)

Source	Fiscal Year	Phase	Maximum Reimbursement	Cumulative % Reimbursable	Balance
Prop K EP 39	FY 2016/17	Construction	\$188,931	95%	\$10,520
Prop K EP 40	FY 2016/17	Design Engineering (PS&E)	\$10,520	100%	\$0
				100%	\$0
				100%	\$0
Total:			\$199,451		

Prop K/Prop AA Fund Expiration Date: Eligible expenses must be incurred prior to this date.

**San Francisco County Transportation Authority
Prop K/Prop AA Allocation Request Form**

AUTHORITY RECOMMENDATION

This section is to be completed by Authority Staff.

Last Updated: Resolution No. Res. Date:

Project Name:

Implementing Agency:

	Action	Amount	Fiscal Year	Phase
Future Commitment to:	Allocate	\$78,696	FY 2016/17	Construction
Trigger:	SFPW Arguello paving project is ready to proceed with construction.			

Deliverables:

1.
2.
3.

Special Conditions:

1.
2.
3.

Notes:

1.
2.

Supervisorial District(s):

Prop K proportion of expenditures - this phase:	100.00%
Prop AA proportion of expenditures - this phase:	NA

Sub-project detail? If yes, see next page(s) for sub-project detail.

SFCTA Project Reviewer:

Project # from SGA:

**San Francisco County Transportation Authority
Prop K/Prop AA Allocation Request Form**

AUTHORITY RECOMMENDATION

This section is to be completed by Authority Staff.

Last Updated: Resolution No. Res. Date:

Project Name:

Implementing Agency:

SUB-PROJECT DETAIL

Sub-Project # from SGA: Name:
Supervisorial District(s):

Cash Flow Distribution Schedule by Fiscal Year & Phase (for entire allocation/appropriation)

Source	Fiscal Year	Phase	Maximum Reimbursement	Cumulative % Reimbursable	Balance
Prop K EP 39	FY 2016/17	Construction	\$188,931	95%	\$10,520
				95%	\$10,520
Total:			\$188,931		

Sub-Project # from SGA: Name:
Supervisorial District(s):

Cash Flow Distribution Schedule by Fiscal Year & Phase (for entire allocation/appropriation)

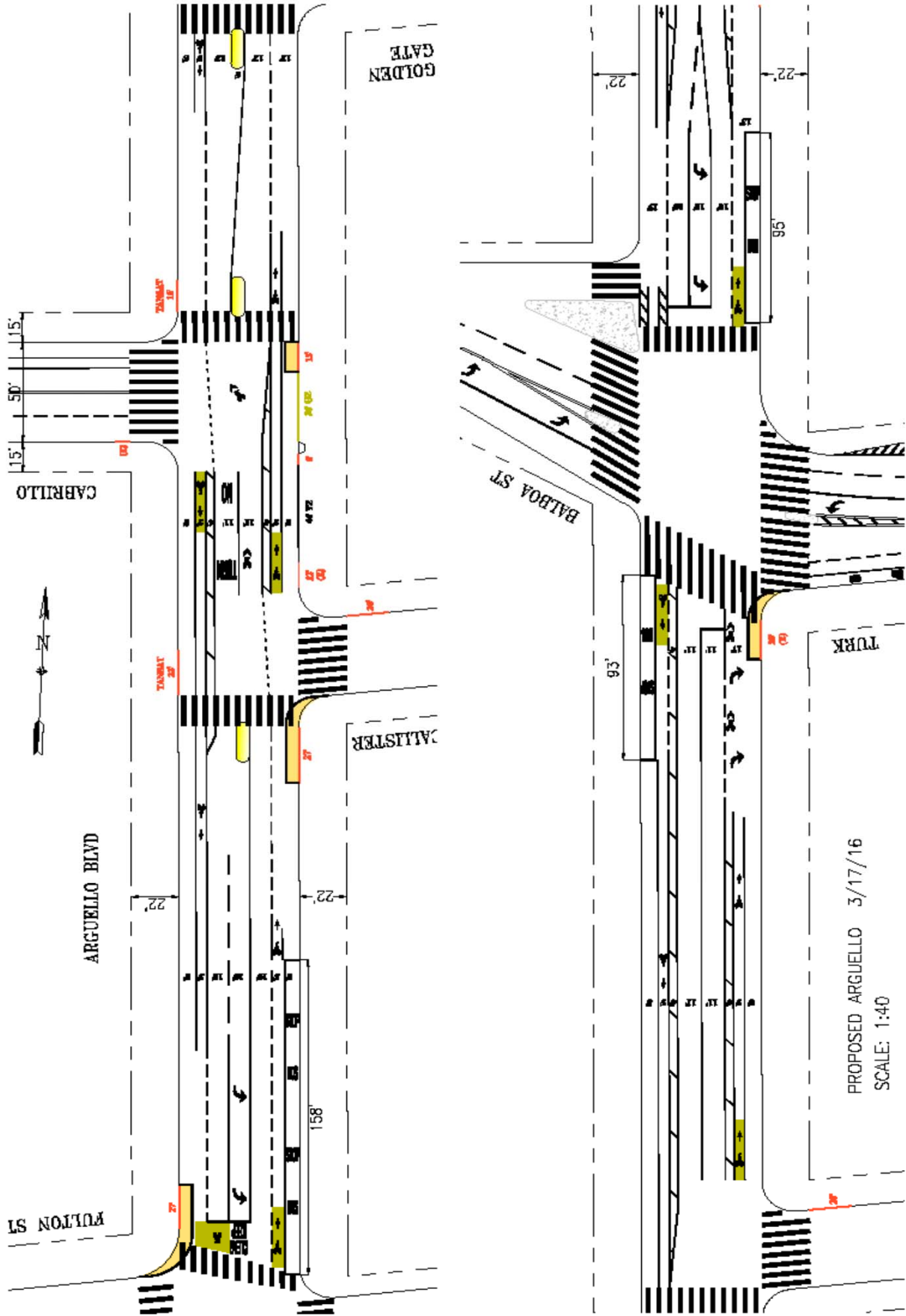
Source	Fiscal Year	Phase	Maximum Reimbursement	Cumulative % Reimbursable	Balance
Prop K EP 40	FY 2016/17	Design Engineering (PS&E)	\$10,520	100%	\$0
				100%	\$0
Total:			\$10,520		

San Francisco County Transportation Authority
Prop K/Prop AA Allocation Request Form

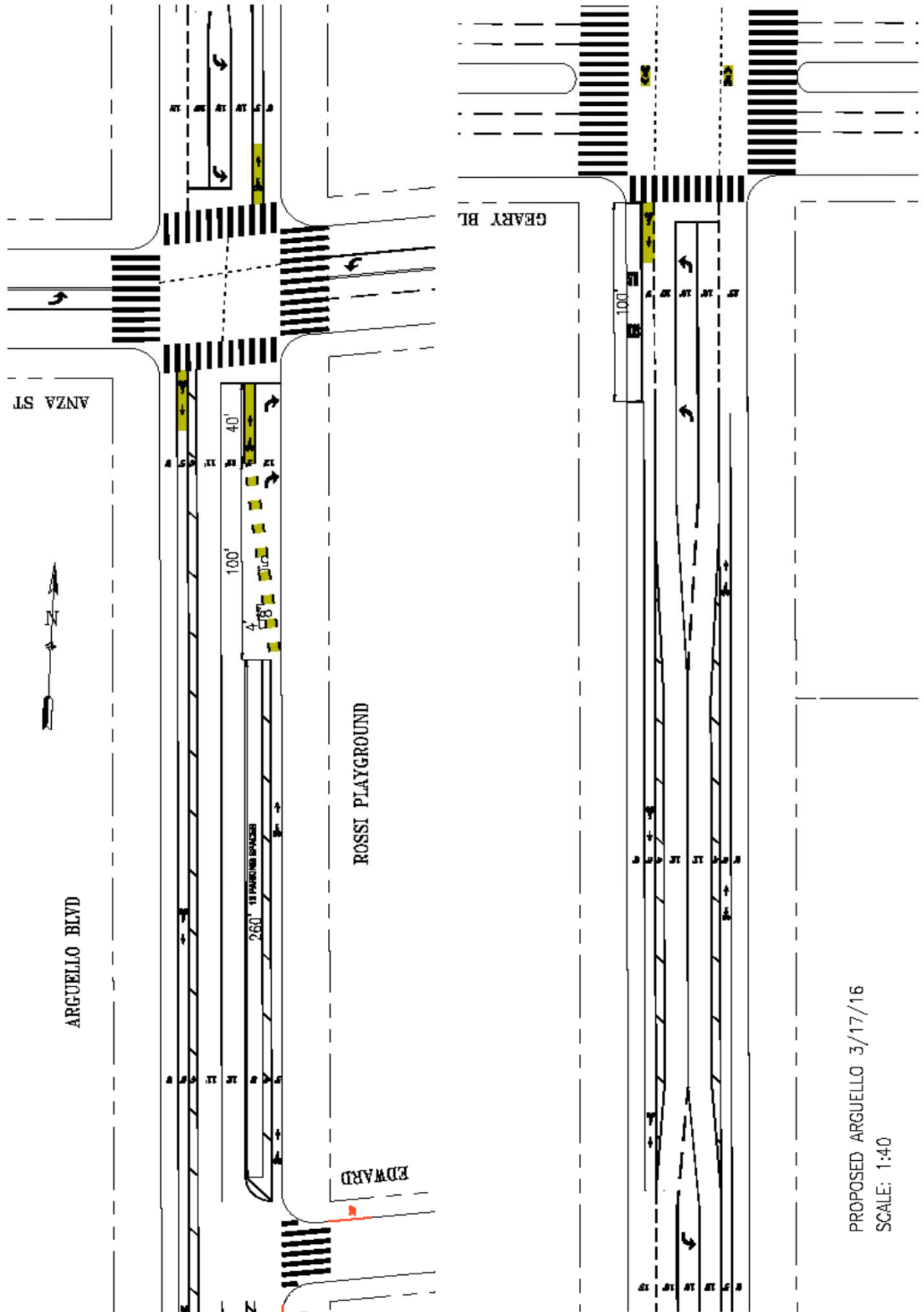
MAPS AND DRAWINGS



San Francisco County Transportation Authority
 Prop K/Prop AA Allocation Request Form

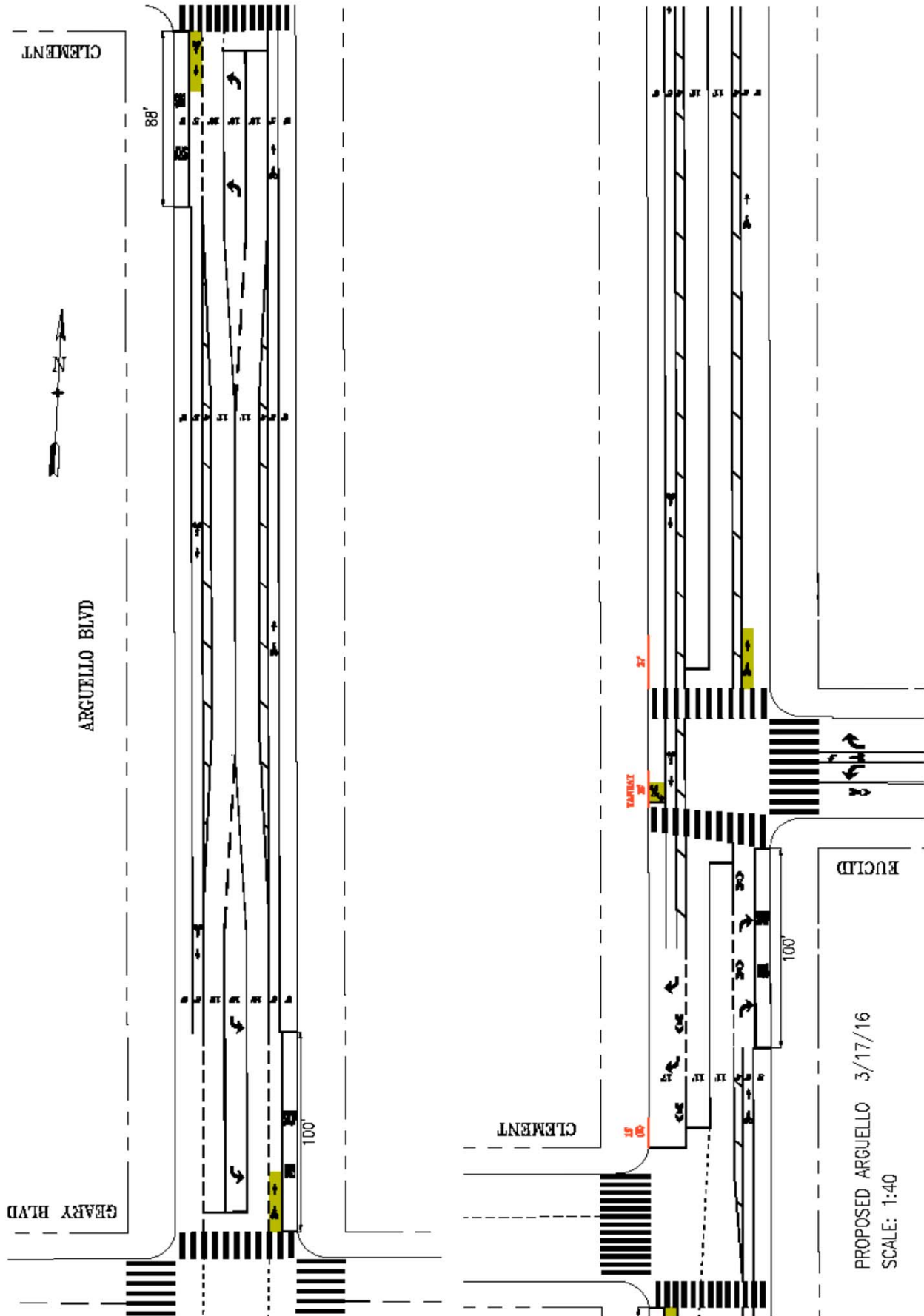


San Francisco County Transportation Authority
Prop K/Prop AA Allocation Request Form



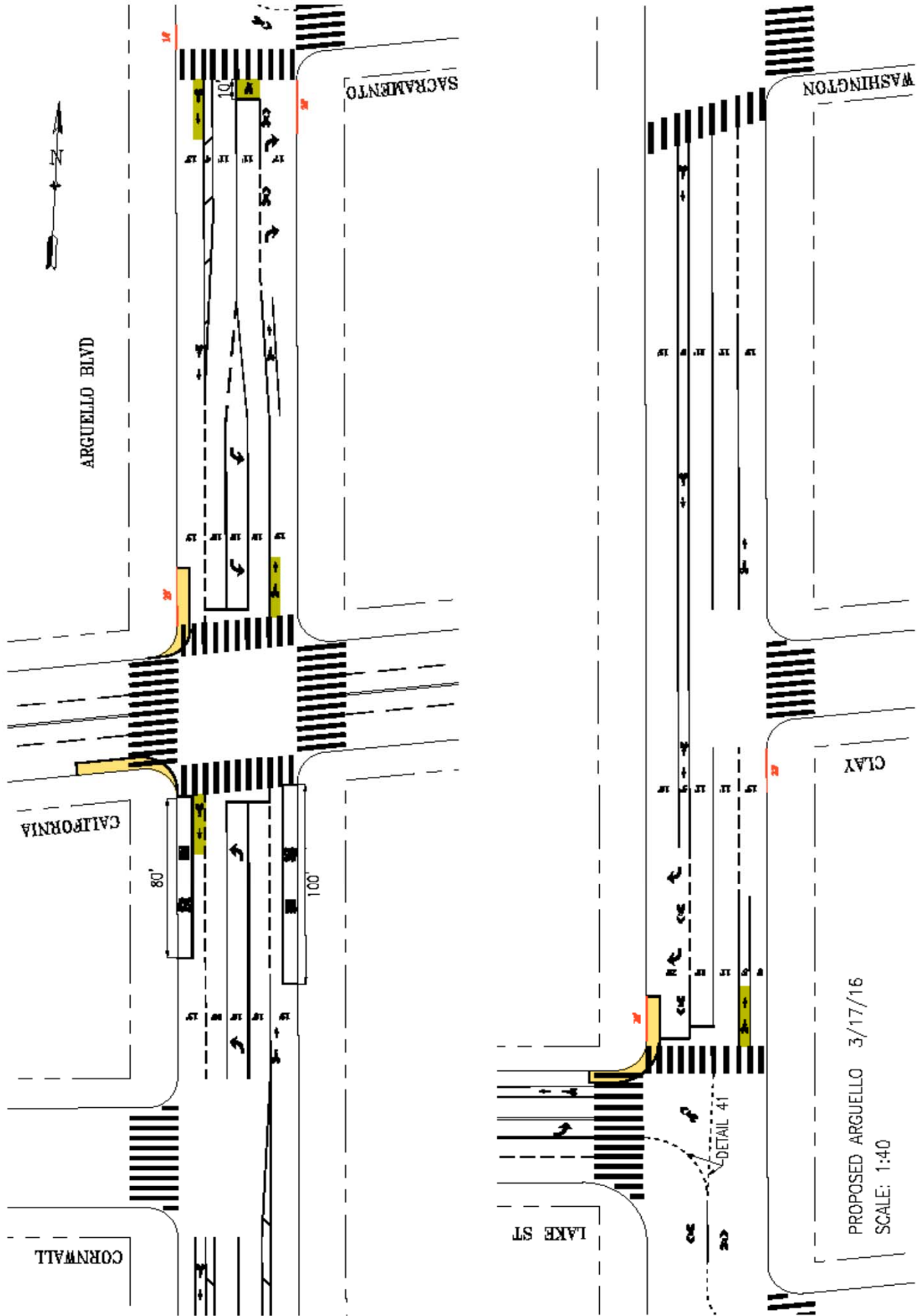
PROPOSED ARGUELLO 3/17/16
SCALE: 1:40

San Francisco County Transportation Authority
 Prop K/Prop AA Allocation Request Form



PROPOSED ARGUELLO 3/17/16
 SCALE: 1:40

San Francisco County Transportation Authority
 Prop K/Prop AA Allocation Request Form



San Francisco County Transportation Authority
Prop K/Prop AA Allocation Request Form

Arguello Boulevard Safety Project – Paving Coordination

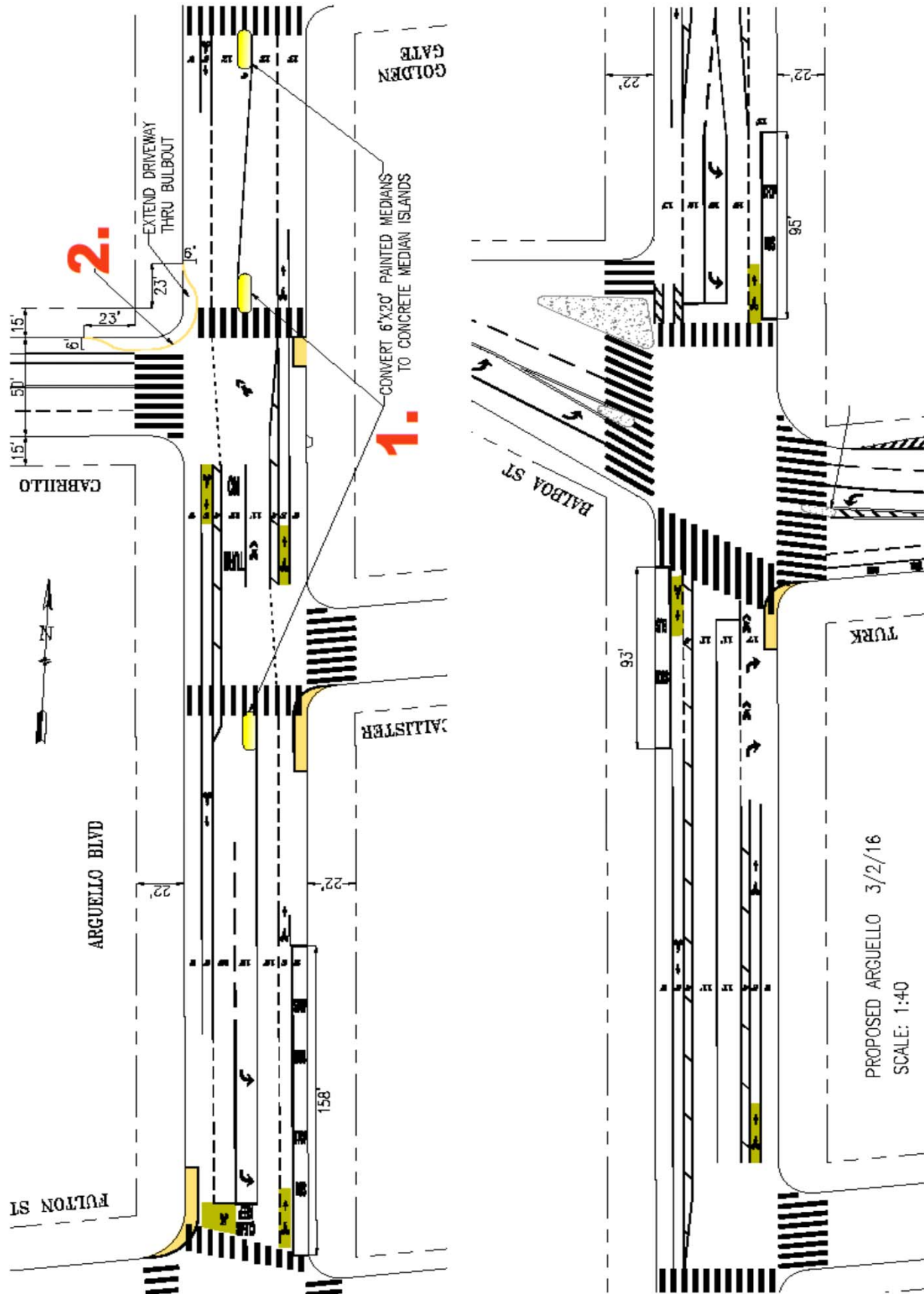
The below improvements are concrete bulbouts and islands that the SFMTA is seeking to have SFPW design and construct as part of their 2017 paving project. These measures address safety concerns that were identified by the community for people walking across Arguello Boulevard at Cabrillo Street.

The March 2016 NTIP Capital funding request will include \$30,000 to send to DPW to design these concrete traffic calming measures along with their design activities for the 2017 paving project.

Concrete Island and Bulb-outs:

1. McAllister, Cabrillo, and Golden Gate Islands
 - Convert 3 painted islands to concrete islands with 6" raised curbs (at McAllister Street, Cabrillo Street, and Golden Gate Avenue)
 - Make design changes to islands where necessary to apply with SF Accessibility guidelines
2. Cabrillo Street pedestrian bulb-out
 - Install a wraparound bulb-out in conjunction with Public Works curb ramp/paving work
 - This location was identified by the community for safety concerns and this bulbout will address key crossing locations of Cabrillo/Arguello

San Francisco County Transportation Authority
 Prop K/Prop AA Allocation Request Form



San Francisco County Transportation Authority
Prop K/Prop AA Allocation Request Form

FY of Allocation Action: Current Prop K Request: \$
Current Prop AA Request: \$

Project Name:

Implementing Agency:

Project Manager

Grants Section Contact

Name (typed): Charlie Ream

Joel Goldberg

Title: Planner, Livable Streets

Manager,
Capital Procurement & Mgmt

Phone: 415-701-4695

415-701-4499

Fax:

Email: charlie.ream@sfmta.com

joel.goldberg@sfmta.com

Address: 1 South Van Ness, 7th FL, San Francisco, CA 94103

1 South Van Ness, 8th FL, San Francisco, CA 94103

Signature:

Date: