

Table of Contents

No.	Fund Source	Project Sponsor¹	Expenditure Plan Line Item/ Category Description	Project Name	Phase	Funds Requested	Page No.
1	Prop K	PCJPB	Caltrain Capital Improvement Program	Ticket Vending Machine Rehabilitation Program	Design	\$ 99,000	1
2	Prop K	PCJPB	Caltrain Capital Improvement Program	Transit Asset Management Plan	Planning	\$ 420,000	11
3	Prop K	PCJPB	Caltrain Capital Improvement Program, Facilities - Caltrain	Maintenance Facility State of Good Repair	Construction	\$ 644,426	19
4	Prop K	PCJPB	Caltrain Capital Improvement Program, Facilities - Caltrain	Tunnel 1 & 4 Track and Drainage Rehabilitation	Construction	\$ 1,258,298	29
5	Prop K	PCJPB	Vehicles - Caltrain	F40 Locomotives State of Good Repair	Construction	\$ 388,650	39
6	Prop K	PCJPB	Vehicles - Caltrain	Passenger Cars State of Good Repair	Construction	\$ 785,095	47
7	Prop K	PCJPB	Facilities - Caltrain	Systemwide Station Improvements	Construction	\$ 155,664	55
8	Prop K	PCJPB	Guideways - Caltrain	Systemwide Track Rehabilitation	Construction	\$ 700,000	63
9	Prop K	PCJPB	Guideways - Caltrain	Railroad Communication System State of Good Repair	Design, Construction	\$ 100,000	71
10	Prop K	PCJPB	Guideways - Caltrain	Grade Crossing Improvements	Construction	\$ 228,867	79
11	Prop K	PCJPB	Guideways - Caltrain	Napoleon Street Bridge Replacement	Construction	\$ 220,000	89
12	Prop K	SFMTA	Signals & Signs	California Street Laurel Village Improvement Project - Traffic Signals	Construction	\$ 500,000	99
13	Prop K	SFMTA	Bicycle Circulation/ Safety, Pedestrian Circulation/ Safety	Safe Streets Project Evaluation Program	Planning	\$ 320,000	115
Total Requested						\$ 5,820,000	

¹ Acronyms: PCJPB (Peninsula Counties Joint Powers Authority); SFMTA (San Francisco Municipal Transportation Agency).



This Page Intentionally Left Blank

San Francisco County Transportation Authority
Prop K/Prop AA Allocation Request Form

FY of Allocation Action: 2017/18

Project Name: Ticket Vending Machine Rehab Program

Grant Recipient: Peninsula Corridor Joint Powers Board (Caltrain)

EXPENDITURE PLAN INFORMATION

Prop K EP category: Caltrain Capital Improvement Program: (EP-7)

Prop K EP Line Number (Primary): 7 Current Prop K Request: \$ 99,000

Supervisorial District(s): District 06, District 10

REQUEST

Brief Project Description (type below)

Refurbish and upgrade Caltrain system's ticket vending machines to include Clipper functionality and keep the machines in a state of good repair. The project will include work at all Caltrain stations including those within the City and County of San Francisco.

Detailed Scope, Project Benefits and Community Outreach (type below)

This project will refurbish 45 ticket vending machines and convert them to Clipper-only machines that both issue new cards and allow customers to add value in real time. This would eliminate cash and change handling while cash and change would still be available on the remaining, non-refurbished machines. Each station would then be provided with a minimum of one dedicated clipper functional ticket vending machine on each station platform. As a result, overall service for passengers as well as operating efficiency will be improved.

Project Location (type below)

Passenger stations along the Caltrain Right-of-Way

Project Phase (select dropdown below)

Design Engineering (PS&E)

Map or Drawings Attached? No

Other Items Attached? No

San Francisco County Transportation Authority
Prop K/Prop AA Allocation Request Form

5YPP/STRATEGIC PLAN INFORMATION

Type of Project in the Prop K
5YPP/Prop AA Strategic Plan? Project Drawn From Placeholder

Is the requested amount greater
than the amount programmed in
the relevant 5YPP or Strategic
Plan? Greater than Programmed Amount

Prop K 5YPP Amount: \$ 1,128,601 Prop AA
Strategic Plan Amount:

Please describe and justify the necessary amendment:

PCJPB is requesting a Prop K Strategic Plan amendment to the Caltrain Capital Improvement Program category. The proposed amendment would advance \$891,893 from FY2022/23 to fully fund San Francisco's share of the FY17/18 Caltrain capital match contribution, resulting in an increase in financing costs of \$245,045 or 0.98% to the category. See attached Strategic Plan amendment for details.

**San Francisco County Transportation Authority
Prop K/Prop AA Allocation Request Form**

Project Name: Ticket Vending Machine Rehab Program

ENVIRONMENTAL CLEARANCE

Environmental Type: Categorically Exempt

PROJECT DELIVERY MILESTONES

Enter dates below for ALL project phases, not just for the current request, based on the best information available. For PLANNING requests, please only enter the schedule information for the PLANNING phase.

Phase	Start		End	
	Quarter	Calendar Year	Quarter	Calendar Year
Planning/Conceptual Engineering (PLAN)				
Environmental Studies (PA&ED)				
Right-of-Way				
Design Engineering (PS&E)	Oct-Dec	2017	Jul-Sep	2018
Advertise Construction	Jul-Sep	2018		
Start Construction (e.g. Award Contract)	Jan-Mar	2019		
Operations (i.e., paratransit)				
Open for Use			Apr-Jun	2019
Project Completion (means last eligible expenditure)			Apr-Jun	2019

SCHEDULE DETAILS

Provide dates for any COMMUNITY OUTREACH planned during the requested phase(s). Identify PROJECT COORDINATION with other projects in the area (e.g. paving, MUNI Forward) and relevant milestone dates (e.g. design needs to be done by DATE to meet paving schedule). List any timely use-of-funds deadlines (e.g. federal obligation deadline). If a project is comprised of MULTIPLE SUB-PROJECTS, provide milestones for each sub-project. For PLANNING EFFORTS, provide start/end dates for each task.

No outreach is planned as work on this current phase will not impact the community.

**San Francisco County Transportation Authority
Prop K/Prop AA Allocation Request Form**

Project Name: Ticket Vending Machine Rehab Program

FUNDING PLAN - FOR CURRENT REQUEST

Enter the funding plan for the phase(s) that are the subject of the CURRENT REQUEST. Totals should match those shown in the Cost Summary below.

Fund Source	Planned	Programmed	Allocated	Total
Prop K	\$ -	\$ 99,000	\$ -	\$ 99,000
Prior Years Savings JPB Member Funds Non-Prop K	\$ -	\$ 175,410	\$ -	\$ 175,410
FTA Sec 5337	\$ -	\$ 220,590	\$ -	\$ 220,590
Total:	\$ -	\$ 495,000	\$ -	\$ 495,000

FUNDING PLAN - FOR ENTIRE PROJECT (ALL PHASES)

Enter the funding plan for all phases (planning through construction) of the project. This section may be left blank if the current request covers all project phases. Totals should match those shown in the Cost Summary below.

Fund Source	Planned	Programmed	Allocated	Total
Prop K	\$ -	\$ 99,000	\$ -	\$ 99,000
Prior Years Savings JPB Member Funds Non-Prop K	\$ -	\$ 175,410	\$ -	\$ 175,410
FTA Sec 5337	\$ -	\$ 220,590	\$ -	\$ 220,590
Future Project Budget	\$ 1,305,000	\$ -	\$ -	\$ 1,305,000
Total:	\$ 1,305,000	\$ 495,000	\$ -	\$ 1,800,000

COST SUMMARY

Show total cost for ALL project phases (in year of expenditure dollars) based on best available information. Source of cost estimate (e.g. 35% design, vendor quote) is intended to help gauge the quality of the cost estimate, which should improve in reliability the farther along a project is in its development.

Phase	Total Cost	Prop K - Current Request	Prop AA - Current Request	Source of Cost Estimate
Planning/Conceptual Engineering (PLAN)	\$ -	\$ -		
Environmental Studies (PA&ED)	\$ -	\$ -		
Right-of-Way	\$ -	\$ -		
Design Engineering (PS&E)	\$ 495,000	\$ 99,000	\$ -	JPB FY18 Capital Budget
Construction (CON)	\$ 1,305,000	\$ -	\$ -	JPB FY18 Capital Budget
Operations (Paratransit)	\$ -	\$ -		
Total:	\$ 1,800,000	\$ 99,000	\$ -	

% Complete of Design: as of
 Expected Useful Life: Years

**San Francisco County Transportation Authority
Prop K/Prop AA Allocation Request Form**

PROPOSED REIMBURSEMENT SCHEDULE FOR CURRENT REQUEST (instructions as noted below)

Use the table below to enter the proposed reimbursement schedule for the current request. Prop K and Prop AA policy assume these funds will not be reimbursed at a rate greater than their proportional share of the funding plan for the relevant phase unless justification is provided for a more aggressive reimbursement rate. If the current request is for multiple phases, please provide separate reimbursement schedules by phase. If the proposed schedule exceeds the years available, please attach a file with the requested information.

Fund Source	FY 2016/17	FY 2017/18	FY 2018/19	FY 2019/20	FY 2020/21+	Total
Prop K	\$ -	\$ 49,500	\$ 49,500	\$ -	\$ -	\$ 99,000

i. SOGR - Ticket Vending Machine Rehab Program

PROJECT: Ticket Vending Machine Rehab Program**Description/
Justification**

This project will refurbish 45 machines and convert them to Clipper-only machines that both issue new cards and allow customers to add value in real time. This would eliminate cash and change handling while cash and change would still be available on the remaining, non-refurbished machines. Each station would then be provided with a minimum of one dedicated clipper functional ticket vending machine on each station platform. As a result, overall service for passengers as well as operating efficiency will be improved.

Project Cost

Project Phase	Project Estimate
11 Planning/CD/Env	\$0
12 PE/Env/PSE	\$0
13 Final Design	\$495,000
14 ROW Acq/Utilities Relo.	\$0
15 Procurement	\$0
16 Construction	\$1,305,000
19 Closeout	\$0
TOTAL	\$1,800,000

Milestones

Project Phase	Expected Start	Expected Finish
Planning/Conceptual Design	N/A	N/A
Preliminary Engineering	N/A	N/A
Final Design	N/A	N/A
ROW Acquisition/Utilities Relo.	N/A	N/A
Bid and Award	07/01/18	09/01/18
Procurement	09/01/18	12/31/18
Construction	01/01/19	03/31/19
Closeout	04/01/19	06/01/19

Total Budget

FY2018	Prior Year	Future Budget	Total Request
\$495,000	\$0	\$1,305,000	\$1,800,000

FY18 Funding Plan

Funding Source	Proposed
Federal	\$220,590
State	\$0
Local Match JPB Member:	\$99,000
<i>San Francisco</i>	\$99,000
<i>San Mateo</i>	\$0
<i>Santa Clara</i>	\$0
Local Match County Specific	\$0
Regional/Other	\$175,410
TOTAL	\$495,000

**San Francisco County Transportation Authority
Prop K/Prop AA Allocation Request Form**

TRANSPORTATION AUTHORITY RECOMMENDATION

This section is to be completed by Transportation Authority Staff.

Last Updated: 7/28/2017 **Res. No:** 18-xxx **Res. Date:** 9/26/2017

Project Name: Ticket Vending Machine Rehab Program

Grant Recipient: Peninsula Corridor Joint Powers Board (Caltrain)

Funding Recommended:	Action	Amount	Phase
	Prop K Allocation	\$ 99,000	Construction (CON)
	Total:	\$ 99,000	

Total Prop K Funds: \$ 99,000 **Total Prop AA Funds:** \$ -

Justification for multi-phase recommendations and notes for multi-sponsor recommendations:

Fund Expiration Date: 03/31/2019 **Eligible expenses must be incurred prior to this date.**

Intended Future Action

Action	Amount	Fiscal Year	Phase

Trigger:

Deliverables:

1. Upon project completion, provide 2-3 digital photos of completed project.
2.

Special Conditions:

1. Approval of this request is contingent upon a Strategic Plan amendment to advance \$891,893 in programming from FY 22/23 to FY 17/18. See attached Strategic Plan amendment for details.

Notes:

1. In order to comply with Prop K Expenditure Plan category eligibility and maintain consistency with available funds, PCJPB has allowed San Francisco's 1/3 share to be distributed unevenly across individual projects as long as the total contribution is held constant. The FY 17/18 Caltrain capital match contribution is \$5,000,000 for each of the PCJPB entities or 1/3 of a total \$15,000,000.

**San Francisco County Transportation Authority
Prop K/Prop AA Allocation Request Form**

TRANSPORTATION AUTHORITY RECOMMENDATION

This section is to be completed by Transportation Authority Staff.

Last Updated: 7/28/2017 **Res. No:** 18-xxx **Res. Date:** 9/26/2017

Project Name: Ticket Vending Machine Rehab Program

Grant Recipient: Peninsula Corridor Joint Powers Board (Caltrain)

Metric	Prop K	Prop AA
Actual Leveraging - Current Request	80.00%	No Prop AA
Actual Leveraging - This Project	94.50%	No Prop AA

SFCTA Project P&PD
Reviewer: _____

SGA PROJECT NUMBER

Sponsor: Peninsula Corridor Joint Powers Board (Caltrain)
SGA Project Number: 107-xxxxxx **Name:** Ticket Vending Machine Rehab Program
Phase: Design Engineering (PS&E) **Fund Share:** 20.00%

Cash Flow Distribution Schedule by Fiscal Year						
Fund Source	FY 2016/17	FY 2017/18	FY 2018/19	FY 2019/20	FY 2020/21+	Total
Prop K		\$49,500	\$ 49,500			\$99,000

San Francisco County Transportation Authority
Prop K/Prop AA Allocation Request Form

FY of Allocation Action: 2017/18

Current Prop K Request: \$ 99,000

Current Prop AA Request: \$ -

Project Name: Ticket Vending Machine Rehab Program

Grant Recipient: Peninsula Corridor Joint Powers Board (Caltrain)

1) The requested sales tax and/or vehicle registration fee revenues will be used to supplement and under no circumstance replace existing local revenues used for transportation purposes.

Required for Allocation Request Form Submission
Initials of sponsor staff member verifying the above statement

PS

CONTACT INFORMATION

Project Manager

Grants Section Contact

Name: Robert Tam

Peter Skinner

Title: Manager, Technology Research & Devel.

Manager, Grants & Fund Programming

Phone: 650-508-7969

650-622-7818

Email: tamr@samtrans.com

skinnerp@samtrans.com



This Page Intentionally Left Blank

San Francisco County Transportation Authority
Prop K/Prop AA Allocation Request Form

FY of Allocation Action: 2017/18

Project Name: Transit Asset Management Plan

Grant Recipient: Peninsula Corridor Joint Powers Board (Caltrain)

EXPENDITURE PLAN INFORMATION

Prop K EP category: Caltrain Capital Improvement Program: (EP-7)

Prop K EP Line Number (Primary): 7 Current Prop K Request: \$420,000

Supervisorial District(s): District 06, District 10

REQUEST

Brief Project Description (type below)

The Transit Asset Management (TAM) Plan intends to guide the optimal prioritization of available funding in order to keep Caltrain assets in a state of good repair (SOGR). This includes both the development of a TAM Plan per FTA TAM rule to document and provide guidance for Caltrain's SOGR program for all capital assets, as well as the development and implementation of TAM tools to facilitate SOGR practices identified in the TAM Plan.

Detailed Scope, Project Benefits and Community Outreach (type below)

The Transit Asset Management (TAM) Plan will have a horizon period of four years and will be comprised of the following elements:
(1) Asset Inventory: An inventory of all capital assets used by Caltrain in the provision of public transportation and in the level of detail meeting project programming needs
(2) Condition Assessment: A measurement of assets' condition for all assets listed in the "Asset Inventory" to monitor and predict each assets' performance and to contribute towards "Investment Prioritization"
(3) Decision Support Tool: A description of analytical processes or decision-support tools to estimate capital investment needs over time and develop "Investment Prioritization"
(4) Investment Prioritization: Identification and ranking of Caltrain's programs and projects consistent with "Policies and Strategies" to manage SOGR of assets for which the Caltrain has direct capital responsibility
(5) Policies and Strategies: A statement or summary of Caltrain's TAM and SOGR policy
(6) Implementation Strategy: An outline of activities required to achieve TAM goals.
(7) Key Activities and Actions: A description of key activities that Caltrain will engage in over the TAM Plan horizon period
(8) Financial Resources: A summary or list identifying required resources to develop and implement the TAM Plan.
(9) Continuous Improvement Plan: An outline describing how Caltrain will monitor, update, and evaluate the TAM Plan and related business practices.
This project will also include any necessary upgrades to the JPB's existing transit asset management software.

Project Location (type below)

Systemwide

Project Phase (select dropdown below)

Planning/Conceptual Engineering (PLAN)

Map or Drawings Attached? No

Other Items Attached? No

San Francisco County Transportation Authority
Prop K/Prop AA Allocation Request Form

5YPP/STRATEGIC PLAN INFORMATION

Type of Project in the Prop K
5YPP/Prop AA Strategic Plan? Project Drawn From Placeholder

Is the requested amount greater
than the amount programmed in
the relevant 5YPP or Strategic
Plan? Greater than Programmed Amount

Prop K 5YPP Amount: \$ 1,128,601 Prop AA
Strategic Plan Amount:

Please describe and justify the necessary amendment:

PCJPB is requesting a Prop K Strategic Plan amendment to the Caltrain Capital Improvement Program category. The proposed amendment would advance \$891,893 from FY2022/23 to fully fund San Francisco's share of the FY17/18 Caltrain capital match contribution, resulting in an increase in financing costs of \$245,045 or 0.98% to the category. See attached Strategic Plan amendment for details.

**San Francisco County Transportation Authority
Prop K/Prop AA Allocation Request Form**

Project Name: Transit Asset Management Plan

ENVIRONMENTAL CLEARANCE

Environmental Type: N/A

PROJECT DELIVERY MILESTONES

Enter dates below for ALL project phases, not just for the current request, based on the best information available. For PLANNING requests, please only enter the schedule information for the PLANNING phase.

Phase	Start		End	
	Quarter	Calendar Year	Quarter	Calendar Year
Planning/Conceptual Engineering (PLAN)	Jan-Mar	2017	Oct-Dec	2018
Environmental Studies (PA&ED)				
Right-of-Way				
Design Engineering (PS&E)				
Advertise Construction				
Start Construction (e.g. Award Contract)				
Operations (i.e., paratransit)				
Open for Use			Apr-Jun	2019
Project Completion (means last eligible expenditure)			Apr-Jun	2019

SCHEDULE DETAILS

Provide dates for any COMMUNITY OUTREACH planned during the requested phase(s). Identify PROJECT COORDINATION with other projects in the area (e.g. paving, MUNI Forward) and relevant milestone dates (e.g. design needs to be done by DATE to meet paving schedule). List any timely use-of-funds deadlines (e.g. federal obligation deadline). If a project is comprised of MULTIPLE SUB-PROJECTS, provide milestones for each sub-project. For PLANNING EFFORTS, provide start/end dates for each task.

San Francisco County Transportation Authority Prop K/Prop AA Allocation Request Form

Project Name: Transit Asset Management Plan

FUNDING PLAN - FOR CURRENT REQUEST

Enter the funding plan for the phase(s) that are the subject of the CURRENT REQUEST. Totals should match those shown in the Cost Summary below.

Fund Source	Planned	Programmed	Allocated	Total
Prop K	\$ -	\$ 420,000	\$ -	\$ 420,000
Total:	\$ -	\$ 420,000	\$ -	\$ 420,000

FUNDING PLAN - FOR ENTIRE PROJECT (ALL PHASES)

Enter the funding plan for all phases (planning through construction) of the project. This section may be left blank if the current request covers all project phases. Totals should match those shown in the Cost Summary below.

Fund Source	Planned	Programmed	Allocated	Total
Prop K	\$ -	\$ 420,000	\$ -	\$ 420,000
Future Funding	\$ 880,000	\$ -	\$ -	\$ 880,000
Total:	\$ 880,000	\$ 420,000	\$ -	\$ 1,300,000

COST SUMMARY

Show total cost for ALL project phases (in year of expenditure dollars) based on best available information. Source of cost estimate (e.g. 35% design, vendor quote) is intended to help gauge the quality of the cost estimate, which should improve in reliability the farther along a project is in its development.

Phase	Total Cost	Prop K - Current Request	Prop AA - Current Request	Source of Cost Estimate
Planning/Conceptual Engineering (PLAN)	\$ 1,300,000	\$ 420,000		JPB FY 2018 Capital Budget
Environmental Studies (PA&ED)	\$ -	\$ -		
Right-of-Way	\$ -	\$ -		
Design Engineering (PS&E)	\$ -	\$ -	\$ -	
Construction (CON)	\$ -	\$ -	\$ -	
Operations (Paratransit)	\$ -	\$ -		
Total:	\$ 1,300,000	\$ 420,000	\$ -	

% Complete of Design: as of
 Expected Useful Life: Years

PROPOSED REIMBURSEMENT SCHEDULE FOR CURRENT REQUEST (instructions as noted below)

Use the table below to enter the proposed reimbursement schedule for the current request. Prop K and Prop AA policy assume these funds will not be reimbursed at a rate greater than their proportional share of the funding plan for the relevant phase unless justification is provided for a more aggressive reimbursement rate. If the current request is for multiple phases, please provide separate reimbursement schedules by phase. If the proposed schedule exceeds the years available, please attach a file with the requested information.

Fund Source	FY 2016/17	FY 2017/18	FY 2018/19	FY 2019/20	FY 2020/21+	Total
Prop K	\$ -	\$ 210,000	\$ 210,000	\$ -	\$ -	\$ 420,000

i. Legal Mandates and Required Enhancements

PROJECT: Transit Asset Management -FY18

**Description/
Justification**

The TAM Plan will have a horizon period of four years and will be comprised of the following elements:

- (1) Asset Inventory: An inventory of all capital assets used by Caltrain in the provision of public transportation and in the level of detail meeting project programming needs
- (2) Condition Assessment: A measurement of assets' condition for all assets listed in the "Asset Inventory" to monitor and predict each assets' performance and to contribute towards "Investment Prioritization"
- (3) Decision Support Tool: A description of analytical processes or decision-support tools to estimate capital investment needs over time and develop "Investment Prioritization"
- (4) Investment Prioritization: Identification and ranking of Caltrain's programs and projects consistent with "Policies and Strategies" to manage SOGR of assets for which the Caltrain has direct capital responsibility
- (5) Policies and Strategies: A statement or summary of Caltrain's TAM and SOGR policy
- (6) Implementation Strategy: An outline of activities required to achieve TAM goals.
- (7) Key Activities and Actions: A description of key activities that Caltrain will engage in over the TAM Plan horizon period
- (8) Financial Resources: A summary or list identifying required resources to develop and implement the TAM Plan.
- (9) Continuous Improvement Plan: An outline describing how Caltrain will monitor, update, and evaluate the TAM Plan and related business practices.

This project will also include any necessary upgrades to the JPB's existing transit asset management software.

Project Cost

Project Phase	Project Estimate
11 Planning/CD/Env	\$1,300,000
12 PE/Env/PSE	\$0
13 Final Design	\$0
14 ROW Acq/Utilities Relo.	\$0
15 Procurement	\$0
16 Construction	\$0
19 Closeout	\$0
TOTAL	\$1,300,000

Milestones

Project Phase	Expected Start	Expected Finish
Planning/Conceptual Design	02/01/17	10/31/18
Preliminary Engineering	N/A	N/A
Final Design	N/A	N/A
ROW Acquisition/Utilities Relo.	N/A	N/A
Bid and Award	N/A	N/A
Procurement	N/A	N/A
Construction	N/A	N/A
Closeout	03/01/19	06/01/19

Total Budget

FY2018	Prior Year	Future Budget	Total Request
\$420,000	\$0	\$880,000	\$1,300,000

FY18 Funding Plan

Funding Source	Proposed
Federal	\$0
State	\$0
Local Match JPB Member:	\$0
<i>San Francisco</i>	\$420,000
<i>San Mateo</i>	\$0
<i>Santa Clara</i>	\$0
Local Match County Specific	\$0
Regional/Other	\$0
TOTAL	\$420,000

**San Francisco County Transportation Authority
Prop K/Prop AA Allocation Request Form**

TRANSPORTATION AUTHORITY RECOMMENDATION
This section is to be completed by Transportation Authority Staff.

Last Updated: 7/28/2017 **Res. No.:** 2018-xxx **Res. Date:** 9/26/2017

Project Name: Transit Asset Management Plan

Grant Recipient: Peninsula Corridor Joint Powers Board (Caltrain)

	Action	Amount	Phase
Funding Recommended:	Prop K Allocation	\$ 420,000	Planning/Conceptual Engineering (PLAN)
	Total:	\$ 420,000	

Total Prop K Funds: \$ 420,000 **Total Prop AA Funds:** \$ -

Justification for multi-phase recommendations and notes for multi-sponsor recommendations:

Fund Expiration Date: 06/30/2019 **Eligible expenses must be incurred prior to this date.**

Intended Future Action

Action	Amount	Fiscal Year	Phase

Trigger: _____

Deliverables:

1. Upon project completion, provide 2-3 digital photos of completed project.
2. _____

Special Conditions:

1. Approval of this request is contingent upon a Strategic Plan amendment to advance \$891,893 in programming from FY 22/23 to FY 17/18. See attached Strategic Plan amendment for details.

Notes:

1. In order to comply with Prop K Expenditure Plan category eligibility and maintain consistency with available funds, PCJPB has allowed San Francisco's 1/3 share to be distributed unevenly across individual projects as long as the total contribution is held constant. The FY 17/18 Caltrain capital match contribution is \$5,000,000 for each of the PCJPB entities or 1/3 of a total \$15,000,000.

**San Francisco County Transportation Authority
Prop K/Prop AA Allocation Request Form**

TRANSPORTATION AUTHORITY RECOMMENDATION

This section is to be completed by Transportation Authority Staff.

Last Updated: 7/28/2017 **Res. No:** 2018-xxx **Res. Date:** 9/26/2017

Project Name: Transit Asset Management Plan

Grant Recipient: Peninsula Corridor Joint Powers Board (Caltrain)

Metric	Prop K	Prop AA
Actual Leveraging - Current Request	0.00%	No Prop AA
Actual Leveraging - This Project	67.69%	No Prop AA

SFCTA Project P&PD
Reviewer: _____

SGA PROJECT NUMBER

Sponsor: Peninsula Corridor Joint Powers Board (Caltrain)
SGA Project Number: 107-xxxxxx **Name:** Transit Asset Management Plan

Phase: Planning/Conceptual Engineering (PLAN) **Fund Share:** 100.00%

Cash Flow Distribution Schedule by Fiscal Year						
Fund Source	FY 2016/17	FY 2017/18	FY 2018/19	FY 2019/20	FY 2020/21+	Total
Prop K		\$210,000	\$ 210,000			\$420,000

San Francisco County Transportation Authority Prop K/Prop AA Allocation Request Form

FY of Allocation Action: 2017/18

Current Prop K Request: \$ 420,000

Current Prop AA Request: \$ -

Project Name: Transit Asset Management Plan

Grant Recipient: Peninsula Corridor Joint Powers Board (Caltrain)

- 1) The requested sales tax and/or vehicle registration fee revenues will be used to supplement and under no circumstance replace existing local revenues used for transportation purposes.

Required for Allocation Request Form Submission
Initials of sponsor staff member verifying the above statement

PS

CONTACT INFORMATION

Project Manager

Name: Aaron Lam

Title: Senior Engineer

Phone: 650-508-7785

Email: lamaaron@samtrans.com

Grants Section Contact

Peter Skinner

Manager, Grants & Fund Programming

650-622-7818

skinnerp@samtrans.com

San Francisco County Transportation Authority
Prop K/Prop AA Allocation Request Form

FY of Allocation Action: 2017/18

Project Name: Maintenance Facility State of Good Repair

Grant Recipient: Peninsula Corridor Joint Powers Board (Caltrain)

EXPENDITURE PLAN INFORMATION

Prop K EP category: Caltrain Capital Improvement Program: (EP-7)

Prop K EP Line Number (Primary): 7 Current Prop K Request: \$ 644,426

Prop K Other EP Line Numbers: 20

Supervisorial District(s): District 06, District 10

REQUEST

Brief Project Description (type below)

The Central Equipment & Maintenance Facility has been in operation for 12 years. This project is needed to enable the facility to provide the proper level of maintenance for the rolling stock fleet.

Detailed Scope, Project Benefits and Community Outreach (type below)

Items to be replaced during this period include but are not limited to:
- Outdated security equipment
- Sump/water pumps
- Worn maintenance bay equipment
- Repair and replacement of train washer components
- Repair of various leaks throughout the facility
- Tool lockers
- Taylor Dunn Carts and bucket lifts that have reached the end of their useful life

Project Location (type below)

Central Equipment & Maintenance Facility

Project Phase (select dropdown below)

Construction (CON)

Map or Drawings Attached? No

Other Items Attached? No

San Francisco County Transportation Authority
Prop K/Prop AA Allocation Request Form

5YPP/STRATEGIC PLAN INFORMATION

Type of Project in the Prop K
5YPP/Prop AA Strategic Plan? Project Drawn From Placeholder

Is the requested amount greater
than the amount programmed in
the relevant 5YPP or Strategic
Plan? Greater than Programmed Amount

Prop K 5YPP Amount: \$ 1,128,601 Prop AA
Strategic Plan Amount:

Please describe and justify the necessary amendment:

PCJPB is requesting a Prop K Strategic Plan amendment to the Caltrain Capital Improvement Program category. The proposed amendment would advance \$891,893 from FY2022/23 to fully fund San Francisco's share of the FY17/18 Caltrain capital match contribution, resulting in an increase in financing costs of \$245,045 or 0.98% to the category. See attached Strategic Plan amendment for details.

**San Francisco County Transportation Authority
Prop K/Prop AA Allocation Request Form**

Project Name: Maintenance Facility State of Good Repair

ENVIRONMENTAL CLEARANCE

Environmental Type: N/A

PROJECT DELIVERY MILESTONES

Enter dates below for ALL project phases, not just for the current request, based on the best information available. For PLANNING requests, please only enter the schedule information for the PLANNING phase.

Phase	Start		End	
	Quarter	Calendar Year	Quarter	Calendar Year
Planning/Conceptual Engineering (PLAN)				
Environmental Studies (PA&ED)				
Right-of-Way				
Design Engineering (PS&E)				
Advertise Construction				
Start Construction (e.g. Award Contract)	Oct-Dec	2017		
Operations (i.e., paratransit)				
Open for Use			Apr-Jun	2019
Project Completion (means last eligible expenditure)			Apr-Jun	2019

SCHEDULE DETAILS

Provide dates for any COMMUNITY OUTREACH planned during the requested phase(s). Identify PROJECT COORDINATION with other projects in the area (e.g. paving, MUNI Forward) and relevant milestone dates (e.g. design needs to be done by DATE to meet paving schedule). List any timely use-of-funds deadlines (e.g. federal obligation deadline). If a project is comprised of MULTIPLE SUB-PROJECTS, provide milestones for each sub-project. For PLANNING EFFORTS, provide start/end dates for each task.

No outreach is planned as work will not impact the community.

**San Francisco County Transportation Authority
Prop K/Prop AA Allocation Request Form**

Project Name: Maintenance Facility State of Good Repair

FUNDING PLAN - FOR CURRENT REQUEST

Enter the funding plan for the phase(s) that are the subject of the CURRENT REQUEST. Totals should match those shown in the Cost Summary below.

Prop K EP Category	EP Line Number	Amount	If requesting funds from multiple, EP line items, use table at left to indicate the amount requested from each line item.
Caltrain Capital Improvement Program: (EP-7)	7	\$ 393,794	
Facilities-Rehabilitation, upgrade and replacement of	20	\$ 250,632	
Total:		\$ 644,426	

Fund Source	Planned	Programmed	Allocated	Total
Prop K	\$ -	\$ 644,426	\$ -	\$ 644,426
SB1/State Transit Assistance	\$ -	\$ 186,264	\$ -	\$ 186,264
Total:	\$ -	\$ 830,690	\$ -	\$ 830,690

FUNDING PLAN - FOR ENTIRE PROJECT (ALL PHASES)

Enter the funding plan for all phases (planning through construction) of the project. This section may be left blank if the current request covers all project phases. Totals should match those shown in the Cost Summary below.

Fund Source	Planned	Programmed	Allocated	Total
Total:	\$ -	\$ -	\$ -	\$ -

COST SUMMARY

Show total cost for ALL project phases (in year of expenditure dollars) based on best available information. Source of cost estimate (e.g. 35% design, vendor quote) is intended to help gauge the quality of the cost estimate, which should improve in reliability the farther along a project is in its development.

Phase	Total Cost	Prop K - Current Request	Prop AA - Current Request	Source of Cost Estimate
Planning/Conceptual Engineering (PLAN)	\$ -	\$ -		
Environmental Studies (PA&ED)	\$ -	\$ -		
Right-of-Way	\$ -	\$ -		
Design Engineering (PS&E)	\$ -	\$ -	\$ -	
Construction (CON)	\$ 830,690	\$ 644,426	\$ -	JPB FY 2018 Capital Budget
Operations (Paratransit)	\$ -	\$ -		
Total:	\$ 830,690	\$ 644,426	\$ -	

% Complete of Design:

100%

 as of

7/1/2017

Expected Useful Life:

15

 Years

**San Francisco County Transportation Authority
Prop K/Prop AA Allocation Request Form**

PROPOSED REIMBURSEMENT SCHEDULE FOR CURRENT REQUEST (instructions as noted below)

Use the table below to enter the proposed reimbursement schedule for the current request. Prop K and Prop AA policy assume these funds will not be reimbursed at a rate greater than their proportional share of the funding plan for the relevant phase unless justification is provided for a more aggressive reimbursement rate. If the current request is for multiple phases, please provide separate reimbursement schedules by phase. If the proposed schedule exceeds the years available, please attach a file with the requested information.

Fund Source	FY 2016/17	FY 2017/18	FY 2018/19	FY 2019/20	FY 2020/21+	Total
Prop K	\$ -	\$ 322,213	\$ 322,213	\$ -	\$ -	\$ 644,426

i. SOGR - Rolling Stock

PROJECT: **Maintenance Facility State of Good Repair**

**Description/
Justification**

- Items to be replaced during this period include but are not limited to:
- Outdated security equipment
 - Sump/water pumps
 - Worn maintenance bay equipment
 - Repair and replacement of train washer components
 - Repair of various leaks throughout the facility
 - Tool lockers
 - Taylor Dunn Carts and bucket lifts that have reached the end of their useful life

Project Cost

Project Phase	Project Estimate
11 Planning/CD/Env	\$0
12 PE/Env/PSE	\$0
13 Final Design	\$0
14 ROW Acq/Utilities Relo.	\$0
15 Procurement	\$0
16 Construction	\$830,690
19 Closeout	\$0
TOTAL	\$830,690

Milestones

Project Phase	Expected Start	Expected Finish
Planning/Conceptual Design	N/A	N/A
Preliminary Engineering	N/A	N/A
Final Design	N/A	N/A
ROW Acquisition/Utilities Relo.	N/A	N/A
Bid and Award	N/A	N/A
Procurement	N/A	N/A
Construction	10/01/17	04/01/19
Closeout	04/01/19	06/01/19

Total Budget

FY2018	Prior Year	Future Budget	Total Request
\$830,690	\$0	\$0	\$830,690

FY18 Funding Plan

Funding Source	Proposed
Federal	\$0
State	\$186,264
Local Match JPB Member:	\$644,426
<i>San Francisco</i>	\$644,426
<i>San Mateo</i>	\$0
<i>Santa Clara</i>	\$0
Local Match County Specific	\$0
Regional/Other	\$0
TOTAL	\$830,690

**San Francisco County Transportation Authority
Prop K/Prop AA Allocation Request Form**

TRANSPORTATION AUTHORITY RECOMMENDATION
This section is to be completed by Transportation Authority Staff.

Last Updated: 7/28/2017 **Res. No.:** 18-xxx **Res. Date:** 9/26/2017

Project Name: Maintenance Facility State of Good Repair

Grant Recipient: Peninsula Corridor Joint Powers Board (Caltrain)

	Action	Amount	Phase
Funding Recommended:	Prop K Allocation	\$ 644,426	Construction (CON)
	Total:	\$ 644,426	

Total Prop K Funds: \$ 644,426 **Total Prop AA Funds:** \$ -

Justification for multi-phase recommendations and notes for multi-sponsor recommendations:

Fund Expiration Date: 6/30/2020 **Eligible expenses must be incurred prior to this date.**

Intended Future Action

	Action	Amount	Fiscal Year	Phase

Trigger: _____

Deliverables:

1. Upon project completion, provide 2-3 digital photos of completed project.
2. _____

Special Conditions:

1. Approval of this request is contingent upon a Strategic Plan amendment to advance \$891,893 in programming from FY 22/23 to FY 17/18. See attached Strategic Plan amendment for details.

Notes:

1. In order to comply with Prop K Expenditure Plan category eligibility and maintain consistency with available funds, PCJPB has allowed San Francisco's 1/3 share to be distributed unevenly across individual projects as long as the total contribution is held constant. The FY 17/18 Caltrain capital match contribution is \$5,000,000 for each of the PCJPB entities or 1/3 of a total \$15,000,000.

San Francisco County Transportation Authority
 Prop K/Prop AA Allocation Request Form

TRANSPORTATION AUTHORITY RECOMMENDATION
This section is to be completed by Transportation Authority Staff.

Last Updated: 7/28/2017 Res. No: 18-xxx Res. Date: 9/26/2017

Project Name: Maintenance Facility State of Good Repair

Grant Recipient: Peninsula Corridor Joint Powers Board (Caltrain)

Metric	Prop K	Prop AA
Actual Leveraging - Current Request	22.42%	No Prop AA
Actual Leveraging - This Project	See Above	See Above

SFCTA Project P&PD
 Reviewer: _____

SGA PROJECT NUMBER

Sponsor: Peninsula Corridor Joint Powers Board (Caltrain)
 SGA Project Number: 107-xxxxxx Name: Maintenance Facility State of Good Repair - EP 7

Phase: Construction (CON) Fund Share: 77.58%

Cash Flow Distribution Schedule by Fiscal Year						
Fund Source	FY 2016/17	FY 2017/18	FY 2018/19	FY 2019/20	FY 2020/21+	Total
Prop K		\$196,897	\$ 196,897			\$393,794

Sponsor: Peninsula Corridor Joint Powers Board (Caltrain)
 SGA Project Number: 120-xxxxxx Name: Maintenance Facility State of Good Repair - EP 20P

Phase: Construction (CON) Fund Share: 77.58%

Cash Flow Distribution Schedule by Fiscal Year						
Fund Source	FY 2016/17	FY 2017/18	FY 2018/19	FY 2019/20	FY 2020/21+	Total
Prop K		\$125,316	\$125,316			\$250,632

San Francisco County Transportation Authority
Prop K/Prop AA Allocation Request Form

FY of Allocation Action: 2017/18

Current Prop K Request: \$ 710,050

Current Prop AA Request: \$ -

Project Name: Maintenance Facility State of Good Repair

Grant Recipient: Peninsula Corridor Joint Powers Board (Caltrain)

1) The requested sales tax and/or vehicle registration fee revenues will be used to supplement and under no circumstance replace existing local revenues used for transportation purposes.

Required for Allocation Request Form Submission
Initials of sponsor staff member verifying the above statement
PS

CONTACT INFORMATION

Project Manager

Grants Section Contact

Name: David Bennett

Peter Skinner

Title: Associate Manager Rail Equipment

Manager, Grants and Fund Programming

Phone: 408-793-5441

650-622-7818

Email: bennettd@samtrans.com

skinnerp@samtrans.com



This Page Intentionally Left Blank

San Francisco County Transportation Authority
Prop K/Prop AA Allocation Request Form

FY of Allocation Action: 2017/18

Project Name: Tunnel 1 & 4 Track and Drainage Rehabilitation

Grant Recipient: Peninsula Corridor Joint Powers Board (Caltrain)

EXPENDITURE PLAN INFORMATION

Prop K EP category: Caltrain Capital Improvement Program: (EP-7)

Prop K EP Line Number (Primary): 7 Current Prop K Request: \$ 1,258,298

Prop K Other EP Line Numbers: 22

Supervisorial District(s): District 10

REQUEST

Brief Project Description (type below)

This project will rehabilitate the track structure and drainage systems in Tunnel No. 1 and No. 4 in Brisbane.

Detailed Scope, Project Benefits and Community Outreach (type below)

The track structure in Tunnel 1 & 4 is at the end of the useful life (poor tie condition and fouled ballast) and the drainage system is ineffective. Rebuilding the track, replacing the fouled ballast, and installing an effective drainage system will mitigate the need for a potential speed restriction through this area.

Project Location (type below)

Tunnel 1 and 4 along the Caltrain Right of Way in City and County of San Francisco.

Project Phase (select dropdown below)

Construction (CON)

Map or Drawings Attached? No

Other Items Attached? No

San Francisco County Transportation Authority
Prop K/Prop AA Allocation Request Form

5YPP/STRATEGIC PLAN INFORMATION

Type of Project in the Prop K
5YPP/Prop AA Strategic Plan? Project Drawn From Placeholder

Is the requested amount greater
than the amount programmed in
the relevant 5YPP or Strategic
Plan? Greater than Programmed Amount

Prop K 5YPP Amount: \$ 1,128,601 Prop AA
Strategic Plan Amount:

Please describe and justify the necessary amendment:

PCJPB is requesting a Prop K Strategic Plan amendment to the Caltrain Capital Improvement Program category. The proposed amendment would advance \$891,893 from FY2022/23 to fully fund San Francisco's share of the FY17/18 Caltrain capital match contribution, resulting in an increase in financing costs of \$245,045 or 0.98% to the category. See attached Strategic Plan amendment for details.

**San Francisco County Transportation Authority
Prop K/Prop AA Allocation Request Form**

Project Name: Tunnel 1 & 4 Track and Drainage Rehabilitation

ENVIRONMENTAL CLEARANCE

Environmental Type: Categorically Exempt

PROJECT DELIVERY MILESTONES

Enter dates below for ALL project phases, not just for the current request, based on the best information available. For PLANNING requests, please only enter the schedule information for the PLANNING phase.

Phase	Start		End	
	Quarter	Calendar Year	Quarter	Calendar Year
Planning/Conceptual Engineering (PLAN)	Apr-Jun	2014	Oct-Dec	2015
Environmental Studies (PA&ED)				
Right-of-Way				
Design Engineering (PS&E)	Jul-Sep	2016	Apr-Jun	2017
Advertise Construction	Jan-Mar	2018		
Start Construction (e.g. Award Contract)	Jul-Sep	2018		
Operations (i.e., paratransit)				
Open for Use			Jan-Mar	2019
Project Completion (means last eligible expenditure)			Jan-Mar	2019

SCHEDULE DETAILS

Provide dates for any COMMUNITY OUTREACH planned during the requested phase(s). Identify PROJECT COORDINATION with other projects in the area (e.g. paving, MUNI Forward) and relevant milestone dates (e.g. design needs to be done by DATE to meet paving schedule). List any timely use-of-funds deadlines (e.g. federal obligation deadline). If a project is comprised of MULTIPLE SUB-PROJECTS, provide milestones for each sub-project. For PLANNING EFFORTS, provide start/end dates for each task.

There are no planned community outreach activities for this project. However, information on weekly maintenance activities are provided on Caltrain's website. Additionally, any neighboring property owners are notified of work that may cause excessive noise or dust.

San Francisco County Transportation Authority Prop K/Prop AA Allocation Request Form

Project Name: Tunnel 1 & 4 Track and Drainage Rehabilitation

FUNDING PLAN - FOR CURRENT REQUEST

Enter the funding plan for the phase(s) that are the subject of the CURRENT REQUEST. Totals should match those shown in the Cost Summary below.

Prop K EP Category	EP Line Number	Amount	If requesting funds from multiple, EP line items, use table at left to indicate the amount requested from each line item.
Caltrain Capital Improvement Program: (EP-7)	7	\$ 1,107,700	
Guideways: (EP-22)	22	\$ 150,598	
Total:		\$ 1,258,298	

Fund Source	Planned	Programmed	Allocated	Total
Prop K	\$ -	\$ 1,258,298	\$ -	\$ 1,258,298
FTA Sec 5337	\$ -	\$ 6,400,000	\$ -	\$ 6,400,000
Other Member Agency Funds	\$ -	\$ 341,702	\$ -	\$ 341,702
Total:	\$ -	\$ 8,000,000	\$ -	\$ 8,000,000

FUNDING PLAN - FOR ENTIRE PROJECT (ALL PHASES)

Enter the funding plan for all phases (planning through construction) of the project. This section may be left blank if the current request covers all project phases. Totals should match those shown in the Cost Summary below.

Fund Source	Planned	Programmed	Allocated	Total
Prop K	\$ -	\$ 1,258,298	\$ 259,200	\$ 1,517,498
FTA Sec 5337	\$ -	\$ 6,400,000	\$ 1,382,400	\$ 7,782,400
JPB Member Funds	\$ -	\$ 341,702	\$86,400	\$ 428,102
Future funding	\$ 4,000,000	\$ -	\$ -	\$ 4,000,000
Total:	\$ 4,000,000	\$ 8,000,000	\$ 1,728,000	\$ 13,728,000

COST SUMMARY

Show total cost for ALL project phases (in year of expenditure dollars) based on best available information. Source of cost estimate (e.g. 35% design, vendor quote) is intended to help gauge the quality of the cost estimate, which should improve in reliability the farther along a project is in its development.

Phase	Total Cost	Prop K - Current Request	Prop AA - Current Request	Source of Cost Estimate
Planning/Conceptual Engineering (PLAN)	\$ 1,728,000	\$ -		
Environmental Studies (PA&ED)	\$ -	\$ -		
Right-of-Way	\$ -	\$ -		
Design Engineering (PS&E)	\$ -	\$ -	\$ -	
Construction (CON)	\$ 12,000,000	\$ 1,258,298	\$ -	JPB FY 2018 Capital Budget
Operations (Paratransit)	\$ -	\$ -		
Total:	\$ 13,728,000	\$ 1,258,298	\$ -	

% Complete of Design: 95% as of 4/30/2017
 Expected Useful Life: 75 Years

**San Francisco County Transportation Authority
Prop K/Prop AA Allocation Request Form**

PROPOSED REIMBURSEMENT SCHEDULE FOR CURRENT REQUEST (instructions as noted below)

Use the table below to enter the proposed reimbursement schedule for the current request. Prop K and Prop AA policy assume these funds will not be reimbursed at a rate greater than their proportional share of the funding plan for the relevant phase unless justification is provided for a more aggressive reimbursement rate. If the current request is for multiple phases, please provide separate reimbursement schedules by phase. If the proposed schedule exceeds the years available, please attach a file with the requested information.

Fund Source	FY 2016/17	FY 2017/18	FY 2018/19	FY 2019/20	FY 2020/21+	Total
Prop K	\$ -	\$ 629,149	\$ 629,149	\$ -	\$ -	\$ 1,258,298

i. SOGR - Right of Way / Signal & Communication

PROJECT: **Tunnel 1 & 4 Track and Drainage Rehabilitation**

**Description/
Justification**

This project will rehabilitate the track structure and drainage system in Tunnel No. 1 and 4. The track structure in Tunnel 1 & 4 is now at the end of the useful life (poor tie condition and fouled ballast) and the drainage system is ineffective. Rebuilding the track, replacing the fouled ballast, and installing an effective drainage system will mitigate the need for a potential speed restriction through this area.

Project Cost

Project Phase	Project Estimate
11 Planning/CD/Env	\$0
12 PE/Env/PSE	\$0
13 Final Design	\$1,728,000
14 ROW Acq/Utilities Relo.	\$0
15 Procurement	\$0
16 Construction	\$12,000,000
19 Closeout	\$0
TOTAL	\$13,728,000

Milestones

Project Phase	Expected Start	Expected Finish
Planning/Conceptual Design	N/A	N/A
Preliminary Engineering	04/15/14	10/31/15
Final Design	07/11/16	06/30/17
ROW Acquisition/Utilities Relo.	N/A	N/A
Bid and Award	02/15/18	N/A
Procurement	N/A	N/A
Construction	07/01/18	03/31/19
Closeout	04/01/19	10/01/19

Total Budget

FY2018	Prior Year	Future Budget	Total Request
\$8,000,000	\$1,728,000	\$4,000,000	\$13,728,000

FY18 Funding Plan

Funding Source	Proposed
Federal	\$6,400,000
State	\$0
Local Match JPB Member:	\$1,600,000
<i>San Francisco</i>	\$1,258,298
<i>San Mateo</i>	\$0
<i>Santa Clara</i>	\$341,702
Local Match County Specific	\$0
Regional/Other	\$0
TOTAL	\$8,000,000

**San Francisco County Transportation Authority
Prop K/Prop AA Allocation Request Form**

TRANSPORTATION AUTHORITY RECOMMENDATION
This section is to be completed by Transportation Authority Staff.

Last Updated: 7/27/2017 **Res. No.:** 2018-XXX **Res. Date:** 9/26/2017

Project Name: Tunnel 1 & 4 Track and Drainage Rehabilitation

Grant Recipient: Peninsula Corridor Joint Powers Board (Caltrain)

	Action	Amount	Phase
Funding Recommended:	Prop K Allocation	\$ 1,258,298	Construction (CON)
	Total:	\$ 1,258,298	

Total Prop K Funds: \$ 1,258,298 **Total Prop AA Funds:** \$ -

Justification for multi-phase recommendations and notes for multi-sponsor recommendations:

Fund Expiration Date: 3/31/2020 **Eligible expenses must be incurred prior to this date.**

Intended Future Action

	Action	Amount	Fiscal Year	Phase

Trigger: _____

Deliverables:

1. Upon project completion, provide 2-3 digital photos of completed project.
2. _____

Special Conditions:

1. Approval of this request is contingent upon a Strategic Plan amendment to advance \$891,893 in programming from FY 22/23 to FY 17/18. See attached Strategic Plan amendment for details.
2. _____

Notes:

1. In order to comply with Prop K Expenditure Plan category eligibility and maintain consistency with available funds, PCJPB has allowed San Francisco's 1/3 share to be distributed unevenly across individual projects as long as the total contribution is held constant. The FY 17/18 Caltrain capital match contribution is \$5,000,000 for each of the PCJPB entities or 1/3 of a total \$15,000,000.

San Francisco County Transportation Authority
 Prop K/Prop AA Allocation Request Form

TRANSPORTATION AUTHORITY RECOMMENDATION
This section is to be completed by Transportation Authority Staff.

Last Updated: 7/27/2017 Res. No: 2018-XXX Res. Date: 9/26/2017

Project Name: Tunnel 1 & 4 Track and Drainage Rehabilitation

Grant Recipient: Peninsula Corridor Joint Powers Board (Caltrain)

Metric	Prop K	Prop AA
Actual Leveraging - Current Request	84.27%	No Prop AA
Actual Leveraging - This Project	88.95%	No Prop AA

SFCTA Project P&PD
 Reviewer: _____

SGA PROJECT NUMBER

Sponsor: Peninsula Corridor Joint Powers Board (Caltrain)
 SGA Project Number: 107-xxxxxx Name: Tunnel 1 & 4 Track and Drainage Rehabilitation - EP7

Phase: Construction (CON) Fund Share: 15.73%

Cash Flow Distribution Schedule by Fiscal Year						
Fund Source	FY 2016/17	FY 2017/18	FY 2018/19	FY 2019/20	FY 2020/21+	Total
Prop K		\$553,850	\$ 553,850			\$1,107,700

Sponsor: Peninsula Corridor Joint Powers Board (Caltrain)
 SGA Project Number: 122-xxxxxx Name: Tunnel 1 & 4 Track and Drainage Rehabilitation - EP22P

Phase: Construction (CON) Fund Share: 15.73%

Cash Flow Distribution Schedule by Fiscal Year						
Fund Source	FY 2016/17	FY 2017/18	FY 2018/19	FY 2019/20	FY 2020/21+	Total
Prop K		\$75,299	\$75,299			\$150,598

San Francisco County Transportation Authority
Prop K/Prop AA Allocation Request Form

FY of Allocation Action: 2017/18

Current Prop K Request: \$ 1,258,298

Current Prop AA Request: \$ -

Project Name: Tunnel 1 & 4 Track and Drainage Rehabilitation

Grant Recipient: Peninsula Corridor Joint Powers Board (Caltrain)

1) The requested sales tax and/or vehicle registration fee revenues will be used to supplement and under no circumstance replace existing local revenues used for transportation purposes.

<p>Required for Allocation Request Form Submission Initials of sponsor staff member verifying the above statement</p>
<p>PS</p>

CONTACT INFORMATION

Project Manager

Grants Section Contact

Name: Rafael Bolon

Peter Skinner

Title: Project Manager - Consultant

Manager, Grants and Fund Programming

Phone: 650-622-7805

650-622-7818

Email: bolonr@samtrans.com

skinnerp@samtrans.com



This Page Intentionally Left Blank

San Francisco County Transportation Authority
Prop K/Prop AA Allocation Request Form

FY of Allocation Action: 2017/18

Project Name: F40 Locomotives State of Good Repair

Grant Recipient: Peninsula Corridor Joint Powers Board (Caltrain)

EXPENDITURE PLAN INFORMATION

Prop K EP category: Vehicles-Transit vehicle replacement and renovation: (EP-17)

Prop K EP Line Number (Primary): 17 Current Prop K Request: \$ 388,650

Supervisorial District(s): District 06, District 10

REQUEST

Brief Project Description (type below)

Maintain Caltrain's locomotive fleet in a state of good repair. There are an increasing number of failures for the locomotive fleet that has outlived its life cycle of 30 years. The current fleet needs to be maintained and operated until a complete all electrical service is finalized.

Detailed Scope, Project Benefits and Community Outreach (type below)

TransitAmerica, Inc (TASI) has identified the locomotives to be maintain during this period with the intention of advancing the remaining locomotives in future years. This list of tasks to be completed by TASI at the Central Equipment & Maintenance Facility (CEMOF) includes but is not limited to:
• F-40 Locomotive Cab Refurbishment
• F-40 Locomotive Toilet Refurbishment
• F-40 Locomotive HVAC Refrigerant Upgrade
• F-40 Locomotive Battery Replacement
• F-40 Locomotive Critical Contactor Replacement
• F-40 locomotive Lube Oil Cooler
• F-40 Locomotive Controller Rebuild
• F-40 Locomotive Sep-Hep Replacement
• F-40 Locomotive Water Hose and Coupling Replacement

Project Location (type below)

Systemwide

Project Phase (select dropdown below)

Construction (CON)

Map or Drawings Attached? No

Other Items Attached? No

5YPP/STRATEGIC PLAN INFORMATION

Type of Project in the Prop K 5YPP/Prop AA Strategic Plan? Project Drawn From Placeholder

Is the requested amount greater than the amount programmed in the relevant 5YPP or Strategic Plan? Less than or Equal to Programmed Amount

Prop K 5YPP Amount: \$ 1,173,745 Prop AA Strategic Plan Amount: _____

**San Francisco County Transportation Authority
Prop K/Prop AA Allocation Request Form**

Project Name: F40 Locomotives State of Good Repair

ENVIRONMENTAL CLEARANCE

Environmental Type: N/A

PROJECT DELIVERY MILESTONES

Enter dates below for ALL project phases, not just for the current request, based on the best information available. For PLANNING requests, please only enter the schedule information for the PLANNING phase.

Phase	Start		End	
	Quarter	Calendar Year	Quarter	Calendar Year
Planning/Conceptual Engineering (PLAN)				
Environmental Studies (PA&ED)				
Right-of-Way				
Design Engineering (PS&E)				
Advertise Construction				
Start Construction (e.g. Award Contract)	Oct-Dec	2017		
Operations (i.e., paratransit)				
Open for Use			Apr-Jun	2019
Project Completion (means last eligible expenditure)			Apr-Jun	2019

SCHEDULE DETAILS

Provide dates for any COMMUNITY OUTREACH planned during the requested phase(s). Identify PROJECT COORDINATION with other projects in the area (e.g. paving, MUNI Forward) and relevant milestone dates (e.g. design needs to be done by DATE to meet paving schedule). List any timely use-of-funds deadlines (e.g. federal obligation deadline). If a project is comprised of MULTIPLE SUB-PROJECTS, provide milestones for each sub-project. For PLANNING EFFORTS, provide start/end dates for each task.

No outreach is planned as work on this current phase will not impact the community.

**San Francisco County Transportation Authority
Prop K/Prop AA Allocation Request Form**

Project Name: F40 Locomotives State of Good Repair

FUNDING PLAN - FOR CURRENT REQUEST

Enter the funding plan for the phase(s) that are the subject of the CURRENT REQUEST. Totals should match those shown in the Cost Summary below.

Fund Source	Planned	Programmed	Allocated	Total
Prop K	\$ -	\$ 388,650	\$ -	\$ 388,650
SB1/State Transit Assistance (STA)	\$ -	\$ 233,510	\$ -	\$ 233,510
FY13 Excess Farebox Revenue	\$ -	\$ 38,573	\$ -	\$ 38,573
Total:	\$ -	\$ 660,733	\$ -	\$ 660,733

FUNDING PLAN - FOR ENTIRE PROJECT (ALL PHASES)

Enter the funding plan for all phases (planning through construction) of the project. This section may be left blank if the current request covers all project phases. Totals should match those shown in the Cost Summary below.

Fund Source	Planned	Programmed	Allocated	Total
Prop K	\$ -	\$ 388,650	\$ -	\$ 388,650
SB1/STA	\$ -	\$ 233,510	\$ -	\$ 233,510
FY13 Excess Farebox Revenue	\$ -	\$ 38,573	\$ -	\$ 38,573
Future Funding (e.g. JPB Member Agency or STA funds)	\$ 2,414,267	\$ -	\$ -	\$ 2,414,267
Total:	\$ 2,414,267	\$ 660,733	\$ -	\$ 3,075,000

COST SUMMARY

Show total cost for ALL project phases (in year of expenditure dollars) based on best available information. Source of cost estimate (e.g. 35% design, vendor quote) is intended to help gauge the quality of the cost estimate, which should improve in reliability the farther along a project is in its development.

Phase	Total Cost	Prop K - Current Request	Prop AA - Current Request	Source of Cost Estimate
Planning/Conceptual Engineering (PLAN)	\$ -	\$ -		
Environmental Studies (PA&ED)	\$ -	\$ -		
Right-of-Way	\$ -	\$ -		
Design Engineering (PS&E)	\$ -	\$ -	\$ -	
Construction (CON)	\$ 3,075,000	\$ 388,650	\$ -	JPB FY 2018 Capital Budget
Operations (Paratransit)	\$ -	\$ -		
Total:	\$ 3,075,000	\$ 388,650	\$ -	

% Complete of Design: as of
 Expected Useful Life: Years

San Francisco County Transportation Authority Prop K/Prop AA Allocation Request Form

PROPOSED REIMBURSEMENT SCHEDULE FOR CURRENT REQUEST (instructions as noted below)

Use the table below to enter the proposed reimbursement schedule for the current request. Prop K and Prop AA policy assume these funds will not be reimbursed at a rate greater than their proportional share of the funding plan for the relevant phase unless justification is provided for a more aggressive reimbursement rate. If the current request is for multiple phases, please provide separate reimbursement schedules by phase. If the proposed schedule exceeds the years available, please attach a file with the requested information.

Fund Source	FY 2016/17	FY 2017/18	FY 2018/19	FY 2019/20	FY 2020/21+	Total
Prop K	\$ -	\$ 194,325	\$ 194,325	\$ -	\$ -	\$ 388,650

i. SOGR - Rolling Stock

PROJECT: F40 SOGR

**Description/
Justification**

TASI has identified the locomotives to be maintain during this period with the intention of advancing the remaining locomotives in future years. This list of tasks to be completed by TASI at the CEMOF

Maintenance Facility includes but is not limited to:

- F-40 Locomotive Cab Refurbishment
- F-40 Locomotive Toilet Refurbishment
- F-40 Locomotive HVAC Refrigerant Upgrade
- F-40 Locomotive Battery Replacement
- F-40 Locomotive Critical Contactor Replacement
- F-40 locomotive Lube Oil Cooler
- F-40 Locomotive Controller Rebuild
- F-40 Locomotive Sep-Hep Replacement

Project Cost

Project Phase	Project Estimate
11 Planning/CD/Env	\$0
12 PE/Env/PSE	\$0
13 Final Design	\$0
14 ROW Acq/Utilities Relo.	\$0
15 Procurement	\$0
16 Construction	\$3,075,000
19 Closeout	\$0
TOTAL	\$3,075,000

Milestones

Project Phase	Expected Start	Expected Finish
Planning/Conceptual Design	N/A	N/A
Preliminary Engineering	N/A	N/A
Final Design	N/A	N/A
ROW Acquisition/Utilities Relo.	N/A	N/A
Bid and Award	N/A	N/A
Procurement	N/A	N/A
Construction	N/A	N/A
Closeout	07/01/17	06/30/18

Total Budget

FY2018	Prior Year	Future Budget	Total Request
\$660,733	\$0	\$2,414,267	\$3,075,000

FY18 Funding Plan

Funding Source	Proposed
Federal	\$0
State	\$233,510
Local Match JPB Member:	\$388,650
<i>San Francisco</i>	<i>\$388,650</i>
<i>San Mateo</i>	<i>\$0</i>
<i>Santa Clara</i>	<i>\$0</i>
Local Match County Specific	\$0
Regional/Other	\$38,573
TOTAL	\$660,733

San Francisco County Transportation Authority
Prop K/Prop AA Allocation Request Form

TRANSPORTATION AUTHORITY RECOMMENDATION
This section is to be completed by Transportation Authority Staff.

Last Updated: 7/28/2017 Res. No: 18-xxx Res. Date: 9/26/2017

Project Name: F40 Locomotives State of Good Repair

Grant Recipient: Peninsula Corridor Joint Powers Board (Caltrain)

	Action	Amount	Phase
Funding Recommended:	Prop K Allocation	\$ 388,650	Construction (CON)
	Total:	\$ 388,650	

Total Prop K Funds: \$ 388,650 Total Prop AA Funds: \$ -

Justification for multi-phase recommendations and notes for multi-sponsor recommendations:

Fund Expiration Date: 6/30/2020 Eligible expenses must be incurred prior to this date.

Intended Future Action	Action	Amount	Fiscal Year	Phase

Trigger: _____

Deliverables:

1. Upon project completion, provide 2-3 digital photos of completed project.
2. _____

Special Conditions:

1. _____

Notes:

1. In order to comply with Prop K Expenditure Plan category eligibility and maintain consistency with available funds, PCJPB has allowed San Francisco's 1/3 share to be distributed unevenly across individual projects as long as the total contribution is held constant. The FY 17/18 Caltrain capital match contribution is \$5,000,000 for each of the PCJPB entities or 1/3 of a total \$15,000,000.

**San Francisco County Transportation Authority
Prop K/Prop AA Allocation Request Form**

TRANSPORTATION AUTHORITY RECOMMENDATION
This section is to be completed by Transportation Authority Staff.

Last Updated: 7/28/2017 **Res. No:** 18-xxx **Res. Date:** 9/26/2017

Project Name: F40 Locomotives State of Good Repair

Grant Recipient: Peninsula Corridor Joint Powers Board (Caltrain)

Metric	Prop K	Prop AA
Actual Leveraging - Current Request	41.18%	No Prop AA
Actual Leveraging - This Project	87.36%	No Prop AA

SFCTA Project P&PD
Reviewer: _____

SGA PROJECT NUMBER

Sponsor: Peninsula Corridor Joint Powers Board (Caltrain)
SGA Project Number: 117-xxxxxx **Name:** F40 Locomotives State of Good Repair

Phase: Construction (CON) **Fund Share:** 58.82%

Cash Flow Distribution Schedule by Fiscal Year						
Fund Source	FY 2016/17	FY 2017/18	FY 2018/19	FY 2019/20	FY 2020/21+	Total
Prop K		\$194,325	\$ 194,325			\$388,650

San Francisco County Transportation Authority Prop K/Prop AA Allocation Request Form

FY of Allocation Action: 2017/18

Current Prop K Request: \$ 388,650

Current Prop AA Request: \$ -

Project Name: F40 Locomotives State of Good Repair

Grant Recipient: Peninsula Corridor Joint Powers Board (Caltrain)

1) The requested sales tax and/or vehicle registration fee revenues will be used to supplement and under no circumstance replace existing local revenues used for transportation purposes.

<p align="center">Required for Allocation Request Form Submission Initials of sponsor staff member verifying the above statement</p>
<p>PS</p>

CONTACT INFORMATION

Project Manager

Name: David Bennett

Title: Associate Manager Rail Equipment

Phone: 408-793-5441

Email: bennettd@samtrans.com

Grants Section Contact

Peter Skinner

Manager, Grants and Fund Programming

650-622-7818

skinnerp@samtrans.com

San Francisco County Transportation Authority
Prop K/Prop AA Allocation Request Form

FY of Allocation Action: 2017/18

Project Name: Passenger Cars State of Good Repair

Grant Recipient: Peninsula Corridor Joint Powers Board (Caltrain)

EXPENDITURE PLAN INFORMATION

Prop K EP category: Vehicles-Transit vehicle replacement and renovation: (EP-17)

Prop K EP Line Number (Primary): 17 Current Prop K Request: \$ 785,095

Supervisorial District(s): District 06, District 10

REQUEST

Brief Project Description (type below)

This project covers both the Bombardier Car and Gallery Cars state of good repair (SOGR) programs. Caltrain's Cab and Coach Car fleet failures are increasing and it is extremely important to support the SOGR programs to maintain the Passenger Coach fleet. The current fleet needs to be maintained and operated until a complete all electrical service is finalized.

Detailed Scope, Project Benefits and Community Outreach (type below)

This list of tasks is to be completed by TransitAmerica, Inc (TASI) at the Central Equipment & Maintenance Facility (CEMOF). TASI has identified the Coaches to be maintain during this period with intention of advancing the remaining locomotives in future years. The Items to be maintained with this request are:

- Bombardier Stair Tread Nosing Replacement
- Bombardier Battery Replacement –Coach Cars
- Bombardier Battery Replacement –Cab Cars
- Bombardier Cab Car Refurbishment
- Bombardier HVAC Controller and Unit Overhaul with Upgrade Freon
- Bombardier 480v Cable Replacement Gen II Cars
- Gallery Stair Tread Anti-skid tape
- Gallery Battery replacement –Coach Cars
- Gallery Battery replacement –Cab Cars
- Gallery Cab Car Refurbishment
- Gallery HVAC Bracket Modification and HVAC Refrigerant Upgrade
- Gallery 480v cable replacement
- Gallery Door system overhaul
- Gallery Carpet/Flooring replacement
- Gallery Toilet System Overhaul
- Gallery Wheel Chair, Door Track Replacement
- Gallery Suspension

Project Location (type below)

Systemwide

Project Phase (select dropdown below)

Construction (CON)

Map or Drawings Attached? No

Other Items Attached? No

San Francisco County Transportation Authority Prop K/Prop AA Allocation Request Form

5YPP/STRATEGIC PLAN INFORMATION

Type of Project in the Prop K
5YPP/Prop AA Strategic Plan?

Project Drawn From Placeholder

Is the requested amount greater
than the amount programmed in
the relevant 5YPP or Strategic
Plan?

Less than or Equal to Programmed Amount

Prop K 5YPP Amount:	\$	1,173,745	Prop AA Strategic Plan Amount:	
---------------------	----	-----------	--------------------------------------	--

**San Francisco County Transportation Authority
Prop K/Prop AA Allocation Request Form**

Project Name: Passenger Cars State of Good Repair

ENVIRONMENTAL CLEARANCE

Environmental Type: N/A

PROJECT DELIVERY MILESTONES

Enter dates below for ALL project phases, not just for the current request, based on the best information available. For PLANNING requests, please only enter the schedule information for the PLANNING phase.

Phase	Start		End	
	Quarter	Calendar Year	Quarter	Calendar Year
Planning/Conceptual Engineering (PLAN)				
Environmental Studies (PA&ED)				
Right-of-Way				
Design Engineering (PS&E)				
Advertise Construction				
Start Construction (e.g. Award Contract)	Oct-Dec	2017		
Operations (i.e., paratransit)				
Open for Use			Apr-Jun	2019
Project Completion (means last eligible expenditure)			Apr-Jun	2019

SCHEDULE DETAILS

Provide dates for any COMMUNITY OUTREACH planned during the requested phase(s). Identify PROJECT COORDINATION with other projects in the area (e.g. paving, MUNI Forward) and relevant milestone dates (e.g. design needs to be done by DATE to meet paving schedule). List any timely use-of-funds deadlines (e.g. federal obligation deadline). If a project is comprised of MULTIPLE SUB-PROJECTS, provide milestones for each sub-project. For PLANNING EFFORTS, provide start/end dates for each task.

No outreach is planned as work will not impact the community.

**San Francisco County Transportation Authority
Prop K/Prop AA Allocation Request Form**

Project Name: Passenger Cars State of Good Repair

FUNDING PLAN - FOR CURRENT REQUEST

Enter the funding plan for the phase(s) that are the subject of the CURRENT REQUEST. Totals should match those shown in the Cost Summary below.

Fund Source	Planned	Programmed	Allocated	Total
Prop K	\$ -	\$ 785,095	\$ -	\$ 785,095
State SB1/State Transit Assistance	\$ -	\$ 1,243,799	\$ -	\$ 1,243,799
FY13 Excess Farebox Revenue	\$ -	\$ 321,074	\$ -	\$ 321,074
Total:	\$ -	\$ 2,349,968	\$ -	\$ 2,349,968

FUNDING PLAN - FOR ENTIRE PROJECT (ALL PHASES)

Enter the funding plan for all phases (planning through construction) of the project. This section may be left blank if the current request covers all project phases. Totals should match those shown in the Cost Summary below.

Fund Source	Planned	Programmed	Allocated	Total
Total:	\$ -	\$ -	\$ -	\$ -

COST SUMMARY

Show total cost for ALL project phases (in year of expenditure dollars) based on best available information. Source of cost estimate (e.g. 35% design, vendor quote) is intended to help gauge the quality of the cost estimate, which should improve in reliability the farther along a project is in its development.

Phase	Total Cost	Prop K - Current Request	Prop AA - Current Request	Source of Cost Estimate
Planning/Conceptual Engineering (PLAN)	\$ -	\$ -		
Environmental Studies (PA&ED)	\$ -	\$ -		
Right-of-Way	\$ -	\$ -		
Design Engineering (PS&E)	\$ -	\$ -	\$ -	
Construction (CON)	\$ 2,349,968	\$ 785,095	\$ -	JPB FY 2018 Capital Budget
Operations (Paratransit)	\$ -	\$ -		
Total:	\$ 2,349,968	\$ 785,095	\$ -	

% Complete of Design: 100% as of 7/1/2017
Expected Useful Life: 8 Years

PROPOSED REIMBURSEMENT SCHEDULE FOR CURRENT REQUEST (Instructions as noted below)

Use the table below to enter the proposed reimbursement schedule for the current request. Prop K and Prop AA policy assume these funds will not be reimbursed at a rate greater than their proportional share of the funding plan for the relevant phase unless justification is provided for a more aggressive reimbursement rate. If the current request is for multiple phases, please provide separate reimbursement schedules by phase. If the proposed schedule exceeds the years available, please attach a file with the requested information.

Fund Source	FY 2016/17	FY 2017/18	FY 2018/19	FY 2019/20	FY 2020/21+	Total
Prop K	\$ -	\$ 392,548	\$ 392,548	\$ -	\$ -	\$ 785,095

i. SOGR - Rolling Stock

PROJECT: Passenger Cars SOGR

**Description/
Justification**

This list of tasks is to be completed by TASI at the CEMOF Maintenance Facility. TASI has identified the Coaches to be maintained during this period with intention of advancing the remaining locomotives in future years. The items to be maintained with this request are:

- Bombardier Stair
- Tread Nosing Replacement
- Bombardier Battery Replacement –Coach Cars
- Bombardier Battery Replacement –Cab Cars
- Bombardier Cab Car Refurbishment
- Bombardier HVAC Controller and Unit Overhaul with Upgrade Freon
- Bombardier 480v Cable Replacement Gen II Cars
- Gallery Stair Tread Anti-skid tape
- Gallery Battery replacement –Coach Cars
- Gallery Battery replacement –Cab Cars
- Gallery Cab Car Refurbishment
- Gallery HVAC Bracket Modification and HVAC Refrigerant Upgrade
- Gallery 480v cable replacement
- Gallery Door system overhaul
- Gallery Carpet/Flooring replacement
- Gallery Toilet System Overhaul
- Gallery Wheel Chair, Door Track Replacement

Project Cost

Project Phase	Project Estimate
11 Planning/CD/Env	\$0
12 PE/Env/PSE	\$0
13 Final Design	\$0
14 ROW Acq/Utilities Relo.	\$0
15 Procurement	\$0
16 Construction	\$2,349,968
19 Closeout	\$0
TOTAL	\$2,349,968

Milestones

Project Phase	Expected Start	Expected Finish
Planning/Conceptual Design	N/A	N/A
Preliminary Engineering	N/A	N/A
Final Design	N/A	N/A
ROW Acquisition/Utilities Relo.	N/A	N/A
Bid and Award	N/A	N/A
Procurement	N/A	N/A
Construction	10/01/17	04/01/19
Closeout	04/01/19	06/01/19

Total Budget

FY2018	Prior Year	Future Budget	Total Request
\$2,349,968	\$0	\$0	\$2,349,968

FY18 Funding Plan

Funding Source	Proposed
Federal	\$0
State	\$1,243,799
Local Match JPB Member:	\$785,095
<i>San Francisco</i>	<i>\$785,095</i>
<i>San Mateo</i>	<i>\$0</i>
<i>Santa Clara</i>	<i>\$0</i>
Local Match County Specific	\$0
Regional/Other	\$321,074
TOTAL	\$2,349,968

San Francisco County Transportation Authority
 Prop K/Prop AA Allocation Request Form

TRANSPORTATION AUTHORITY RECOMMENDATION
This section is to be completed by Transportation Authority Staff.

Last Updated: 7/28/2017 Res. No: 18-xxx Res. Date: 9/26/2017

Project Name: Passenger Cars State of Good Repair

Grant Recipient: Peninsula Corridor Joint Powers Board (Caltrain)

Funding Recommended:	Action	Amount	Phase
	Prop K Allocation	\$ 785,095	
	Total:	\$ 785,095	

Total Prop K Funds: \$ 785,095 Total Prop AA Funds: \$ -

Justification for multi-phase recommendations and notes for multi-sponsor recommendations:

Fund Expiration Date: 6/30/2020 Eligible expenses must be incurred prior to this date.

Intended Future Action	Action	Amount	Fiscal Year	Phase

Trigger: _____

Deliverables:

1. Upon project completion, provide 2-3 digital photos of completed project.

Special Conditions:

1. _____

Notes:

1. In order to comply with Prop K Expenditure Plan category eligibility and maintain consistency with available funds, PCJPB has allowed San Francisco's 1/3 share to be distributed unevenly across individual projects as long as the total contribution is held constant. The FY 17/18 Caltrain capital match contribution is \$5,000,000 for each of the PCJPB entities or 1/3 of a total \$15,000,000.

**San Francisco County Transportation Authority
Prop K/Prop AA Allocation Request Form**

TRANSPORTATION AUTHORITY RECOMMENDATION
This section is to be completed by Transportation Authority Staff.

Last Updated: 7/28/2017 **Res. No:** 18-xxx **Res. Date:** 9/26/2017

Project Name: Passenger Cars State of Good Repair

Grant Recipient: Peninsula Corridor Joint Powers Board (Caltrain)

Metric	Prop K	Prop AA
Actual Leveraging - Current Request	66.59%	No Prop AA
Actual Leveraging - This Project	See Above	No Prop AA

SFCTA Project P&PD
Reviewer: _____

SGA PROJECT NUMBER

Sponsor: Peninsula Corridor Joint Powers Board (Caltrain)
SGA Project Number: 117-xxxx **Name:** Passenger Cars State of Good Repair

Phase: Construction (CON) **Fund Share:** 33.41%

Cash Flow Distribution Schedule by Fiscal Year						
Fund Source	FY 2016/17	FY 2017/18	FY 2018/19	FY 2019/20	FY 2020/21+	Total
Prop K		\$392,548	\$392,548			\$785,095

San Francisco County Transportation Authority Prop K/Prop AA Allocation Request Form

FY of Allocation Action: 2017/18

Current Prop K Request: \$ 785,095

Current Prop AA Request: \$ -

Project Name: Passenger Cars State of Good Repair

Grant Recipient: Peninsula Corridor Joint Powers Board (Caltrain)

1) The requested sales tax and/or vehicle registration fee revenues will be used to supplement and under no circumstance replace existing local revenues used for transportation purposes.

Required for Allocation Request Form Submission Initials of sponsor staff member verifying the above statement
PS

CONTACT INFORMATION

Project Manager

Name: David Bennett

Title: Associate Manager Rail Equipment

Phone: 408-793-5441

Email: bennettd@samtrans.com

Grants Section Contact

Peter Skinner

Manager, Grants and Fund Programming

650-622-7818

skinnerp@samtrans.com

San Francisco County Transportation Authority
Prop K/Prop AA Allocation Request Form

FY of Allocation Action: 2017/18

Project Name: Systemwide Station Improvements

Grant Recipient: Peninsula Corridor Joint Powers Board (Caltrain)

EXPENDITURE PLAN INFORMATION

Prop K EP category: Facilities-Rehabilitation, upgrade and replacement of existing facilities: (EP-20)

Prop K EP Line Number (Primary): 20 Current Prop K Request: \$ 155,664

Supervisory District(s): District 06, District 10

REQUEST

Brief Project Description (type below)

The system wide station improvements project provides improvements at various passenger stations along the Caltrain right of way. The project will include work at the 22nd Street station in San Francisco.

Detailed Scope, Project Benefits and Community Outreach (type below)

Systemwide station improvements is an ongoing annual project to repair/replace/repaint station amenities to keep the Caltrain system in a state of good repair. Work to be included entails:
a. Replacing Information Display Cases
b. Installing additional Bike Racks – San Antonio
c. Retrofitting existing Lights with LED's - San Carlos & Mountain View
d. Replacing Center Track Fence – 22nd Street Station

This work will be performed by Caltrain's contract operator.

Project Location (type below)

Several passenger stations along the Caltrain Right-of-Way

Project Phase (select dropdown below)

Construction (CON)

Map or Drawings Attached? No

Other Items Attached? No

5YPP/STRATEGIC PLAN INFORMATION

Type of Project in the Prop K 5YPP/Prop AA Strategic Plan? Project Drawn From Placeholder

Is the requested amount greater than the amount programmed in the relevant 5YPP or Strategic Plan? Less than or Equal to Programmed Amount

Prop K 5YPP Amount: \$ 406,296 Prop AA Strategic Plan Amount: _____

**San Francisco County Transportation Authority
Prop K/Prop AA Allocation Request Form**

Project Name: Systemwide Station Improvements

ENVIRONMENTAL CLEARANCE

Environmental Type: Categorically Exempt

PROJECT DELIVERY MILESTONES

Enter dates below for ALL project phases, not just for the current request, based on the best information available. For PLANNING requests, please only enter the schedule information for the PLANNING phase.

Phase	Start		End	
	Quarter	Calendar Year	Quarter	Calendar Year
Planning/Conceptual Engineering (PLAN)				
Environmental Studies (PA&ED)				
Right-of-Way				
Design Engineering (PS&E)				
Advertise Construction				
Start Construction (e.g. Award Contract)	Jan-Mar	2018		
Operations (i.e., paratransit)				
Open for Use			Oct-Dec	2018
Project Completion (means last eligible expenditure)			Oct-Dec	2018

SCHEDULE DETAILS

Provide dates for any COMMUNITY OUTREACH planned during the requested phase(s). Identify PROJECT COORDINATION with other projects in the area (e.g. paving, MUNI Forward) and relevant milestone dates (e.g. design needs to be done by DATE to meet paving schedule). List any timely use-of-funds deadlines (e.g. federal obligation deadline). If a project is comprised of MULTIPLE SUB-PROJECTS, provide milestones for each sub-project. For PLANNING EFFORTS, provide start/end dates for each task.

There are no planned community outreach activities for Caltrain's annual station enhancements and renovations work. However, information on weekly maintenance activities are provided on Caltrain's website. Additionally, any neighboring property owners are notified of work that may cause excessive noise or dust. Work will be performed by Caltrain's contract operator.

**San Francisco County Transportation Authority
Prop K/Prop AA Allocation Request Form**

Project Name: Systemwide Station Improvements

FUNDING PLAN - FOR CURRENT REQUEST

Enter the funding plan for the phase(s) that are the subject of the CURRENT REQUEST. Totals should match those shown in the Cost Summary below.

Fund Source	Planned	Programmed	Allocated	Total
Prop K	\$ -	\$ 155,664	\$ -	\$ 155,664
JPB Member Agency Funds	\$ -	\$ 94,336	\$ -	\$ 94,336
Total:	\$ -	\$ 250,000	\$ -	\$ 250,000

FUNDING PLAN - FOR ENTIRE PROJECT (ALL PHASES)

Enter the funding plan for all phases (planning through construction) of the project. This section may be left blank if the current request covers all project phases. Totals should match those shown in the Cost Summary below.

Fund Source	Planned	Programmed	Allocated	Total
Total:	\$ -	\$ -	\$ -	\$ -

COST SUMMARY

Show total cost for ALL project phases (in year of expenditure dollars) based on best available information. Source of cost estimate (e.g. 35% design, vendor quote) is intended to help gauge the quality of the cost estimate, which should improve in reliability the farther along a project is in its development.

Phase	Total Cost	Prop K - Current Request	Prop AA - Current Request	Source of Cost Estimate
Planning/Conceptual Engineering (PLAN)				
Environmental Studies (PA&ED)	\$ -	\$ -		
Right-of-Way	\$ -	\$ -		
Design Engineering (PS&E)	\$ -	\$ -	\$ -	
Construction (CON)	\$ 250,000	\$ 155,664	\$ -	JPB FY 18 Capital Budget
Operations (Paratransit)	\$ -	\$ -		
Total:	\$ 250,000	\$ 155,664	\$ -	

% Complete of Design: as of
 Expected Useful Life: Years

PROPOSED REIMBURSEMENT SCHEDULE FOR CURRENT REQUEST (instructions as noted below)

Use the table below to enter the proposed reimbursement schedule for the current request. Prop K and Prop AA policy assume these funds will not be reimbursed at a rate greater than their proportional share of the funding plan for the relevant phase unless justification is provided for a more aggressive reimbursement rate. If the current request is for multiple phases, please provide separate reimbursement schedules by phase. If the proposed schedule exceeds the years available, please attach a file with the requested information.

Fund Source	FY 2016/17	FY 2017/18	FY 2018/19	FY 2019/20	FY 2020/21+	Total
Prop K	\$ -	\$ 77,832	\$ 77,832	\$ -	\$ -	\$ 155,664

i. SOGR - Station & Intermodal Access

PROJECT: Stations FY18 SOGR

**Description/
Justification**

Systemwide station improvements is an ongoing annual project to repair/replace/repaint station amenities to keep the Caltrain system in a state of good repair. Work to be included entails:

- a. Replacing Information Display Cases
- b. Installing additional Bike Racks – San Antonio
- c. Retrofitting existing Lights with LED's - San Carlos & Mountain View
- d. Replacing Center Track Fence – 22nd Street Station

Project Cost

Project Phase	Project Estimate
11 Planning/CD/Env	\$0
12 PE/Env/PSE	\$0
13 Final Design	\$0
14 ROW Acq/Utilities Relo.	\$0
15 Procurement	\$0
16 Construction	\$250,000
19 Closeout	\$0
TOTAL	\$250,000

Milestones

Project Phase	Expected Start	Expected Finish
Planning/Conceptual Design	N/A	N/A
Preliminary Engineering	N/A	N/A
Final Design	N/A	N/A
ROW Acquisition/Utilities Relo.	N/A	N/A
Bid and Award	N/A	N/A
Procurement	N/A	N/A
Construction	01/01/18	09/01/18
Closeout	09/01/18	11/01/18

Total Budget

FY2018	Prior Year	Future Budget	Total Request
\$250,000	\$0	\$0	\$250,000

FY18 Funding Plan

Funding Source	Proposed
Federal	\$0
State	\$0
Local Match JPB Member:	\$250,000
<i>San Francisco</i>	<i>\$155,664</i>
<i>San Mateo</i>	<i>\$0</i>
<i>Santa Clara</i>	<i>\$94,336</i>
Local Match County Specific	\$0
Regional/Other	\$0
TOTAL	\$250,000

**San Francisco County Transportation Authority
Prop K/Prop AA Allocation Request Form**

TRANSPORTATION AUTHORITY RECOMMENDATION
This section is to be completed by Transportation Authority Staff.

Last Updated: 7/27/2017 **Res. No:** 2018-xxx **Res. Date:** 9/26/2017

Project Name: Systemwide Station Improvements

Grant Recipient: Peninsula Corridor Joint Powers Board (Caltrain)

	Action	Amount	Phase
Funding Recommended:	Prop K Allocation	\$ 155,664	Construction (CON)
	Total:	\$ 155,664	

Total Prop K Funds: \$ 155,664 **Total Prop AA Funds:** \$ -

Justification for multi-phase recommendations and notes for multi-sponsor recommendations:

Fund Expiration Date: 12/31/2019 **Eligible expenses must be incurred prior to this date.**

Intended Future Action

Action	Amount	Fiscal Year	Phase

Trigger:

Deliverables:

1. Upon project completion, provide 2-3 digital photos of completed project.
2.

Special Conditions:

1.

Notes:

1. In order to comply with Prop K Expenditure Plan category eligibility and maintain consistency with available funds, PCJPB has allowed San Francisco's 1/3 share to be distributed unevenly across individual projects as long as the total contribution is held constant. The FY 17/18 Caltrain capital match contribution is \$5,000,000 for each of the PCJPB entities or 1/3 of a total \$15,000,000.

**San Francisco County Transportation Authority
Prop K/Prop AA Allocation Request Form**

TRANSPORTATION AUTHORITY RECOMMENDATION
This section is to be completed by Transportation Authority Staff.

Last Updated: 7/27/2017 **Res. No:** 2018-xxx **Res. Date:** 9/26/2017

Project Name: Systemwide Station Improvements

Grant Recipient: Peninsula Corridor Joint Powers Board (Caltrain)

Metric	Prop K	Prop AA
Actual Leveraging - Current Request	37.73%	No Prop AA
Actual Leveraging - This Project	See Above	See Above

**SFCTA Project
Reviewer:** _____

SGA PROJECT NUMBER

Sponsor: Peninsula Corridor Joint Powers Board (Caltrain)
SGA Project Number: 120-xxxxxx **Name:** Systemwide Station Improvements

Phase: Construction (CON) **Fund Share:** 62.27%

Cash Flow Distribution Schedule by Fiscal Year						
Fund Source	FY 2016/17	FY 2017/18	FY 2018/19	FY 2019/20	FY 2020/21+	Total
Prop K		\$77,832	\$ 77,832			\$155,664

San Francisco County Transportation Authority
Prop K/Prop AA Allocation Request Form

E6-61

FY of Allocation Action: 2017/18

Current Prop K Request: \$ 155,664

Current Prop AA Request: \$ -

Project Name: Systemwide Station Improvements

Grant Recipient: Peninsula Corridor Joint Powers Board (Caltrain)

1) The requested sales tax and/or vehicle registration fee revenues will be used to supplement and under no circumstance replace existing local revenues used for transportation purposes.

<p>Required for Allocation Request Form Submission Initials of sponsor staff member verifying the above statement</p>
<p>PS</p>

CONTACT INFORMATION

Project Manager

Grants Section Contact

Name: Robert Scarpino

Peter Skinner

Title: Program Manager

Manager, Grants and Fund Programming

Phone: 650-508-7780

650-622-7818

Email: scarpinor@samtrans.com

skinnerp@samtrans.com



This Page Intentionally Left Blank

San Francisco County Transportation Authority
Prop K/Prop AA Allocation Request Form

FY of Allocation Action: 2017/18

Project Name: Systemwide Track Rehabilitation

Grant Recipient: Peninsula Corridor Joint Powers Board (Caltrain)

EXPENDITURE PLAN INFORMATION

Prop K EP category: Guideways: (EP-22)

Prop K EP Line Number (Primary): 22 Current Prop K Request: \$ 700,000

Supervisorial District(s): District 06, District 10

REQUEST

Brief Project Description (type below)

The Systemwide Track Rehabilitation Program is an ongoing annual project to keep the Caltrain tracks and related structures in a state of good repair.

Detailed Scope, Project Benefits and Community Outreach (type below)

The type and scope of work is based upon the condition of the railroad as reflected in Caltrain's state of good repair (SOGR) database as updated regularly with input from track inspections and tests performed throughout the year. The scope of the project may include, but is not limited to, the following:
a. Replace Stock Rails Points and Frogs on turnouts per identified needs in the SOGR database and on as-needed basis.
b. Perform welds of bonded insulated joints, replaced stock rails, points and frogs.
c. Replacement of Standard Ties on mainline tracks.
d. Replacement of Switch Ties on Main Tracks and Yards.
e. Surfacing Curve and Tangent Track, and Turn Outs, various locations determined by geometry car inspections and field track inspections
f. Upgrade and Maintain rail lubricators
g. Purchase of Small Tools and Equipment required for track maintenance activities.
h. Work in SSF Yard, install ties, replace rail, install ballast and surface, maintain in a SOGR and in accordance with JPB, CPUC and FRA standards for class of track.
i. Repair track and station platforms at College Park Station
j. Minor repairs to bridges, culverts and structures – per annual inspection needs
k. Leased Facilities, Purchase and Rental Equipment
l. Purchased Services – Rail Detector, Geometry Inspections, Weed Abatement etc.
m. Fence repairs and Graffiti removal
n. State of good repair trackwork associated with the Control Point Brittan project.

Project Location (type below)

Systemwide throughout the Caltrain Corridor from San Francisco (4th & King Station) to San Jose (Tamien Station)

Project Phase (select dropdown below)

Construction (CON)

Map or Drawings Attached? No

Other Items Attached? No

San Francisco County Transportation Authority
Prop K/Prop AA Allocation Request Form

5YPP/STRATEGIC PLAN INFORMATION

Type of Project in the Prop K
5YPP/Prop AA Strategic Plan?

Project Drawn From Placeholder

Is the requested amount greater
than the amount programmed in
the relevant 5YPP or Strategic
Plan?

Less than or Equal to Programmed Amount

Prop K 5YPP Amount:	\$	1,399,465	Prop AA Strategic Plan Amount:	
---------------------	----	-----------	--------------------------------------	--

**San Francisco County Transportation Authority
Prop K/Prop AA Allocation Request Form**

Project Name: Systemwide Track Rehabilitation

ENVIRONMENTAL CLEARANCE

Environmental Type: N/A

PROJECT DELIVERY MILESTONES

Enter dates below for ALL project phases, not just for the current request, based on the best information available. For PLANNING requests, please only enter the schedule information for the PLANNING phase.

Phase	Start		End	
	Quarter	Calendar Year	Quarter	Calendar Year
Planning/Conceptual Engineering (PLAN)				
Environmental Studies (PA&ED)				
Right-of-Way				
Design Engineering (PS&E)				
Advertise Construction				
Start Construction (e.g. Award Contract)	Jul-Sep	2017		
Operations (i.e., paratransit)				
Open for Use			Oct-Dec	2018
Project Completion (means last eligible expenditure)			Oct-Dec	2018

SCHEDULE DETAILS

Provide dates for any COMMUNITY OUTREACH planned during the requested phase(s). Identify PROJECT COORDINATION with other projects in the area (e.g. paving, MUNI Forward) and relevant milestone dates (e.g. design needs to be done by DATE to meet paving schedule). List any timely use-of-funds deadlines (e.g. federal obligation deadline). If a project is comprised of MULTIPLE SUB-PROJECTS, provide milestones for each sub-project. For PLANNING EFFORTS, provide start/end dates for each task.

There are no planned community outreach activities for Caltrain's annual track maintenance work. However, information on weekly maintenance activities are provided on Caltrain's website. Additionally, any neighboring property owners are notified of work that may cause excessive noise or dust.

San Francisco County Transportation Authority Prop K/Prop AA Allocation Request Form

Project Name: Systemwide Track Rehabilitation

FUNDING PLAN - FOR CURRENT REQUEST

Enter the funding plan for the phase(s) that are the subject of the CURRENT REQUEST. Totals should match those shown in the Cost Summary below.

Fund Source	Planned	Programmed	Allocated	Total
Prop K	\$ -	\$ 700,000	\$ -	\$ 700,000
FTA Sec 5337	\$ -	\$ 2,800,000		\$ 2,800,000
Total:	\$ -	\$ 3,500,000	\$ -	\$ 3,500,000

FUNDING PLAN - FOR ENTIRE PROJECT (ALL PHASES)

Enter the funding plan for all phases (planning through construction) of the project. This section may be left blank if the current request covers all project phases. Totals should match those shown in the Cost Summary below.

Fund Source	Planned	Programmed	Allocated	Total
Total:	\$ -	\$ -	\$ -	\$ -

COST SUMMARY

Show total cost for ALL project phases (in year of expenditure dollars) based on best available information. Source of cost estimate (e.g. 35% design, vendor quote) is intended to help gauge the quality of the cost estimate, which should improve in reliability the farther along a project is in its development.

Phase	Total Cost	Prop K - Current Request	Prop AA - Current Request	Source of Cost Estimate
Planning/Conceptual Engineering (PLAN)	\$ -	\$ -		
Environmental Studies (PA&ED)	\$ -	\$ -		
Right-of-Way	\$ -	\$ -		
Design Engineering (PS&E)	\$ -	\$ -	\$ -	
Construction (CON)	\$ 3,500,000	\$ 700,000	\$ -	JPB Capital Budget FY 2018
Operations (Paratransit)	\$ -	\$ -		
Total:	\$ 3,500,000	\$ 700,000	\$ -	

% Complete of Design: 100% as of 7/1/2017
 Expected Useful Life: 70 Years

PROPOSED REIMBURSEMENT SCHEDULE FOR CURRENT REQUEST (instructions as noted below)

Use the table below to enter the proposed reimbursement schedule for the current request. Prop K and Prop AA policy assume these funds will not be reimbursed at a rate greater than their proportional share of the funding plan for the relevant phase unless justification is provided for a more aggressive reimbursement rate. If the current request is for multiple phases, please provide separate reimbursement schedules by phase. If the proposed schedule exceeds the years available, please attach a file with the requested information.

Fund Source	FY 2016/17	FY 2017/18	FY 2018/19	FY 2019/20	FY 2020/21+	Total
Prop K	\$ -	\$ 350,000	\$ 350,000	\$ -	\$ -	\$ 700,000

i. SOGR - Right of Way / Signal & Communication

PROJECT: Track SOGR - FY18

**Description/
Justification**

The type and scope of work is based upon the condition of the railroad as reflected in Caltrain’s SOGR database as updated regularly with input from track inspections and tests performed throughout the year. The scope of the project may include, but is not limited to, the following:

- a. Replace Stock Rails Points and Frogs on turnouts per identified needs in the SOGR database and on as-needed basis.
- b. Perform welds of bonded insulated joints, replaced stock rails, points and frogs.
- c. Replacement of Standard Ties on mainline tracks.
- d. Replacement of Switch Ties on Main Tracks and Yards.
- e. Surfacing Curve and Tangent Track, and Turn Outs, various locations determined by geometry car inspections and field track inspections
- f. Upgrade and Maintain rail lubricators
- g. Purchase of Small Tools and Equipment required for track maintenance activities.
- h. Work in SSF Yard, install ties, replace rail, install ballast and surface, maintain in a SOGR and in accordance with JPB, CPUC and FRA standards for class of track.
- i. Repair track and station platforms at College Park Station
- j. Minor repairs to bridges, culverts and structures – per annual inspection needs
- k. Leased Facilities, Purchase and Rental Equipment
- l. Purchased Services – Rail Detector, Geometry Inspections, Weed Abatement etc.

Project Cost

Project Phase	Project Estimate
11 Planning/CD/Env	\$0
12 PE/Env/PSE	\$0
13 Final Design	\$0
14 ROW Acq/Utilities Relo.	\$0
15 Procurement	\$0
16 Construction	\$3,500,000
19 Closeout	\$0
TOTAL	\$3,500,000

Milestones

Project Phase	Expected Start	Expected Finish
Planning/Conceptual Design	N/A	N/A
Preliminary Engineering	N/A	N/A
Final Design	N/A	N/A
ROW Acquisition/Utilities Relo.	N/A	N/A
Bid and Award	N/A	N/A
Procurement	N/A	N/A
Construction	07/01/17	9/31/18
Closeout	10/01/18	12/31/18

Total Budget

FY2018	Prior Year	Future Budget	Total Request
\$3,500,000	\$0	\$0	\$3,500,000

FY18 Funding Plan

Funding Source	Proposed
Federal	\$2,800,000
State	\$0
Local Match JPB Member:	\$700,000
<i>San Francisco</i>	<i>\$700,000</i>
<i>San Mateo</i>	<i>\$0</i>
<i>Santa Clara</i>	<i>\$0</i>
Local Match County Specific	\$0
Regional/Other	\$0
TOTAL	\$3,500,000

San Francisco County Transportation Authority
 Prop K/Prop AA Allocation Request Form

TRANSPORTATION AUTHORITY RECOMMENDATION
This section is to be completed by Transportation Authority Staff.

Last Updated: 7/28/2017 Res. No: 18-xxx Res. Date: 9/26/2017

Project Name: Systemwide Track Rehabilitation

Grant Recipient: Peninsula Corridor Joint Powers Board (Caltrain)

	Action	Amount	Phase
Funding Recommended:	Prop K Allocation	\$700,000	Construction (CON)
	Total:	\$ 700,000	

Total Prop K Funds: \$ 700,000 Total Prop AA Funds: \$ -

Justification for multi-phase recommendations and notes for multi-sponsor recommendations:

Fund Expiration Date: 12/31/2019 Eligible expenses must be incurred prior to this date.

	Action	Amount	Fiscal Year	Phase
Intended Future Action				

Trigger: _____

Deliverables:

1. Upon project completion, provide 2-3 digital photos of completed project.
2. _____

Special Conditions:

1. _____

Notes:

1. In order to comply with Prop K Expenditure Plan category eligibility and maintain consistency with available funds, PCJPB has allowed San Francisco's 1/3 share to be distributed unevenly across individual projects as long as the total contribution is held constant. The FY 17/18 Caltrain capital match contribution is \$5,000,000 for each of the PCJPB entities or 1/3 of a total \$15,000,000.

**San Francisco County Transportation Authority
Prop K/Prop AA Allocation Request Form**

TRANSPORTATION AUTHORITY RECOMMENDATION

This section is to be completed by Transportation Authority Staff.

Last Updated: 7/28/2017 **Res. No.:** 18-xxx **Res. Date:** 9/26/2017

Project Name: Systemwide Track Rehabilitation

Grant Recipient: Peninsula Corridor Joint Powers Board (Caltrain)

Metric	Prop K	Prop AA
Actual Leveraging - Current Request	80.00%	No Prop AA
Actual Leveraging - This Project	See Above	See Above

SFCTA Project P&PD
Reviewer: _____

SGA PROJECT NUMBER

Sponsor: Peninsula Corridor Joint Powers Board (Caltrain)
SGA Project Number: 122-xxxxxx **Name:** Systemwide Track Rehabilitation

Phase: Construction (CON) **Fund Share:** 20.00%

Cash Flow Distribution Schedule by Fiscal Year						
Fund Source	FY 2016/17	FY 2017/18	FY 2018/19	FY 2019/20	FY 2020/21+	Total
Prop K		\$350,000	\$350,000			\$700,000

San Francisco County Transportation Authority Prop K/Prop AA Allocation Request Form

FY of Allocation Action: 2017/18

Current Prop K Request: \$ 700,000

Current Prop AA Request: \$ -

Project Name: Systemwide Track Rehabilitation

Grant Recipient: Peninsula Corridor Joint Powers Board (Caltrain)

1) The requested sales tax and/or vehicle registration fee revenues will be used to supplement and under no circumstance replace existing local revenues used for transportation purposes.

Required for Allocation Request Form Submission
Initials of sponsor staff member verifying the above statement

PS

CONTACT INFORMATION

Project Manager

Name: Eric Stocklmeir

Title: Senior Engineer, Track

Phone: 650-508-6213

Email: stocklmeire@samtrans.com

Grants Section Contact

Peter Skinner

Manager, Grants & Fund Programming

650-622-7818

skinnerp@samtrans.com

San Francisco County Transportation Authority
Prop K/Prop AA Allocation Request Form

FY of Allocation Action: 2017/18

Project Name: Railroad Communication System State of Good Repair

Grant Recipient: Peninsula Corridor Joint Powers Board (Caltrain)

EXPENDITURE PLAN INFORMATION

Prop K EP category: Guideways: (EP-22)

Prop K EP Line Number (Primary): 22 Current Prop K Request: \$ 100,000

Supervisorial District(s): District 06, District 10

REQUEST

Brief Project Description (type below)

This project is the annual state of good repair program for Caltrain's communication systems.

Detailed Scope, Project Benefits and Community Outreach (type below)

This project will consist of the following tasks:
a. installing a microwave radio link between Sign Hill and San Bruno Mountain to improve voice radio network reliability. This will replace existing antiquated lease line technology.
b. purchasing five (5) Harmon ATCS radios to replace Motorola ATCS radios.

Project Location (type below)

At multiple locations along the Caltrain Right of Way.

Project Phase (select dropdown below)

Multiple Phases

Map or Drawings Attached? No

Other Items Attached? No

5YPP/STRATEGIC PLAN INFORMATION

Type of Project in the Prop K 5YPP/Prop AA Strategic Plan? Project Drawn From Placeholder

Is the requested amount greater than the amount programmed in the relevant 5YPP or Strategic Plan? Less than or Equal to Programmed Amount

Prop K 5YPP Amount: \$ 1,399,465 Prop AA Strategic Plan Amount: _____

**San Francisco County Transportation Authority
Prop K/Prop AA Allocation Request Form**

Project Name: Railroad Communication System State of Good Repair

ENVIRONMENTAL CLEARANCE

Environmental Type: TBD

PROJECT DELIVERY MILESTONES

Enter dates below for ALL project phases, not just for the current request, based on the best information available. For PLANNING requests, please only enter the schedule information for the PLANNING phase.

Phase	Start		End	
	Quarter	Calendar Year	Quarter	Calendar Year
Planning/Conceptual Engineering (PLAN)				
Environmental Studies (PA&ED)				
Right-of-Way				
Design Engineering (PS&E)	Jan-Mar	2018	Apr-Jun	2018
Advertise Construction	Jan-Mar	2018		
Start Construction (e.g. Award Contract)	Apr-Jun	2018		
Operations (i.e., paratransit)				
Open for Use			Jan-Mar	2019
Project Completion (means last eligible expenditure)			Jan-Mar	2019

SCHEDULE DETAILS

Provide dates for any COMMUNITY OUTREACH planned during the requested phase(s). Identify PROJECT COORDINATION with other projects in the area (e.g. paving, MUNI Forward) and relevant milestone dates (e.g. design needs to be done by DATE to meet paving schedule). List any timely use-of-funds deadlines (e.g. federal obligation deadline). If a project is comprised of MULTIPLE SUB-PROJECTS, provide milestones for each sub-project. For PLANNING EFFORTS, provide start/end dates for each task.

There are no planned outreach activities for Caltrain's communication systems state of good repair project as the community will not be impacted by the work being done.

**San Francisco County Transportation Authority
Prop K/Prop AA Allocation Request Form**

Project Name: Railroad Communication System State of Good Repair

FUNDING PLAN - FOR CURRENT REQUEST

Enter the funding plan for the phase(s) that are the subject of the CURRENT REQUEST. Totals should match those shown in the Cost Summary below.

Fund Source	Planned	Programmed	Allocated	Total
Prop K	\$ -	\$ 100,000	\$ -	\$ 100,000
FTA Sec 5337	\$ -	\$ 400,000	\$ -	\$ 400,000
Total:	\$ -	\$ 500,000	\$ -	\$ 500,000

FUNDING PLAN - FOR ENTIRE PROJECT (ALL PHASES)

Enter the funding plan for all phases (planning through construction) of the project. This section may be left blank if the current request covers all project phases. Totals should match those shown in the Cost Summary below.

Fund Source	Planned	Programmed	Allocated	Total
Total:	\$ -	\$ -	\$ -	\$ -

COST SUMMARY

Show total cost for ALL project phases (in year of expenditure dollars) based on best available information. Source of cost estimate (e.g. 35% design, vendor quote) is intended to help gauge the quality of the cost estimate, which should improve in reliability the farther along a project is in its development.

Phase	Total Cost	Prop K - Current Request	Prop AA - Current Request	Source of Cost Estimate
Planning/Conceptual Engineering (PLAN)	\$ -	\$ -		
Environmental Studies (PA&ED)	\$ -	\$ -		
Right-of-Way	\$ -	\$ -		
Design Engineering (PS&E)	\$ 100,000	\$ 20,000	\$ -	JPB Capital Budget FY 2018
Construction (CON)	\$ 400,000	\$ 80,000	\$ -	JPB Capital Budget FY 2018
Operations (Paratransit)	\$ -	\$ -		
Total:	\$ 500,000	\$ 100,000	\$ -	

% Complete of Design: as of
 Expected Useful Life: Years

San Francisco County Transportation Authority Prop K/Prop AA Allocation Request Form

PROPOSED REIMBURSEMENT SCHEDULE FOR CURRENT REQUEST (instructions as noted below)

Use the table below to enter the proposed reimbursement schedule for the current request. Prop K and Prop AA policy assume these funds will not be reimbursed at a rate greater than their proportional share of the funding plan for the relevant phase unless justification is provided for a more aggressive reimbursement rate. If the current request is for multiple phases, please provide separate reimbursement schedules by phase. If the proposed schedule exceeds the years available, please attach a file with the requested information.

Phase:	Design Engineering (PS&E)					
Fund Source	FY 2016/17	FY 2017/18	FY 2018/19	FY 2019/20	FY 2020/21+	Total
Prop K	\$ -	\$ 10,000	\$ 10,000	\$ -	\$ -	\$ 20,000

Phase:	Construction (CON)					
Fund Source	FY 2016/17	FY 2017/18	FY 2018/19	FY 2019/20	FY 2020/21+	Total
Prop K	\$ -	\$ 40,000	\$ 40,000	\$ -	\$ -	\$ 80,000

i. SOGR - Right of Way / Signal & Communication

PROJECT: **Communications SOGR - FY18**

Description/ Justification

This project will consist of the following tasks:

- a. installing a microwave radio link between Sign Hill and San Bruno Mountain to improve voice radio network reliability. This will replace existing antiquated lease line technology.
- b. purchasing five (5) Harmon ATCS radios to replace Motorola ATCS radios.

Project Cost

Project Phase	Project Estimate
11 Planning/CD/Env	\$0
12 PE/Env/PSE	\$0
13 Final Design	\$100,000
14 ROW Acq/Utilities Relo.	\$0
15 Procurement	\$0
16 Construction	\$400,000
19 Closeout	\$0
TOTAL	\$500,000

Milestones

Project Phase	Expected Start	Expected Finish
Planning/Conceptual Design	N/A	N/A
Preliminary Engineering	N/A	N/A
Final Design	01/01/18	06/01/18
ROW Acquisition/Utilities Relo.	N/A	N/A
Bid and Award	01/01/18	06/01/18
Procurement	06/01/18	08/01/18
Construction	06/01/18	01/01/19
Closeout	01/01/19	03/01/19

Total Budget

FY2018	Prior Year	Future Budget	Total Request
\$500,000	\$0	\$0	\$500,000

FY18 Funding Plan

Funding Source	Proposed
Federal	\$400,000
State	\$0
Local Match JPB Member:	\$100,000
<i>San Francisco</i>	<i>\$100,000</i>
<i>San Mateo</i>	<i>\$0</i>
<i>Santa Clara</i>	<i>\$0</i>
Local Match County Specific	\$0
Regional/Other	
TOTAL	\$500,000

San Francisco County Transportation Authority
 Prop K/Prop AA Allocation Request Form

TRANSPORTATION AUTHORITY RECOMMENDATION

This section is to be completed by Transportation Authority Staff.

Last Updated: 7/28/2017 Res. No: 18-.xxx Res. Date: 9/26/2017

Project Name: Railroad Communication System State of Good Repair

Grant Recipient: Peninsula Corridor Joint Powers Board (Caltrain)

	Action	Amount	Phase
Funding Recommended:	Prop K Allocation	\$ 20,000	Design Engineering (PS&E)
	Prop K Allocation	\$ 80,000	Construction (CON)
	Total:	\$ 100,000	

Total Prop K Funds: \$ 100,000 Total Prop AA Funds: \$ -

Justification for multi-phase recommendations and notes for multi-sponsor recommendations: Multi-phase allocation is recommended based on short duration of design phase (3 months).

Fund Expiration Date: 3/31/2020 Eligible expenses must be incurred prior to this date.

Intended Future Action

Action	Amount	Fiscal Year	Phase

Trigger:

Deliverables:

1.
2.

Special Conditions:

1.

Notes:

1. In order to comply with Prop K Expenditure Plan category eligibility and maintain consistency with available funds, PCJPB has allowed San Francisco's 1/3 share to be distributed unevenly across individual projects as long as the total contribution is held constant. The FY 17/18 Caltrain capital match contribution is \$5,000,000 for each of the PCJPB entities or 1/3 of a total \$15,000,000.

**San Francisco County Transportation Authority
Prop K/Prop AA Allocation Request Form**

TRANSPORTATION AUTHORITY RECOMMENDATION

This section is to be completed by Transportation Authority Staff.

Last Updated: 7/28/2017 **Res. No:** 18-.xxx **Res. Date:** 9/26/2017

Project Name: Railroad Communication System State of Good Repair

Grant Recipient: Peninsula Corridor Joint Powers Board (Caltrain)

Metric	Prop K	Prop AA
Actual Leveraging - Current Request	80.00%	No Prop AA
Actual Leveraging - This Project	See Above	See Above

SFCTA Project P&PD
Reviewer: _____

SGA PROJECT NUMBER

Sponsor: Peninsula Corridor Joint Powers Board (Caltrain)

SGA Project Number: 122-xxxxxx **Name:** Railroad Communication System State of Good Repair - Design

Phase: Design Engineering (PS&E) **Fund Share:** 20.00%

Cash Flow Distribution Schedule by Fiscal Year

Fund Source	FY 2016/17	FY 2017/18	FY 2018/19	FY 2019/20	FY 2020/21+	Total
Prop K		\$10,000	\$ 10,000			\$20,000

Sponsor: Peninsula Corridor Joint Powers Board (Caltrain)

SGA Project Number: 122-xxxxxx **Name:** Railroad Communication System State of Good Repair - Construction

Phase: Construction (CON) **Fund Share:** 20.00%

Cash Flow Distribution Schedule by Fiscal Year

Fund Source	FY 2016/17	FY 2017/18	FY 2018/19	FY 2019/20	FY 2020/21+	Total
Prop K		\$40,000	\$40,000			\$80,000

San Francisco County Transportation Authority Prop K/Prop AA Allocation Request Form

FY of Allocation Action: 2017/18

Current Prop K Request: \$ 100,000

Current Prop AA Request: \$ -

Project Name: Railroad Communication System State of Good Repair

Grant Recipient: Peninsula Corridor Joint Powers Board (Caltrain)

1) The requested sales tax and/or vehicle registration fee revenues will be used to supplement and under no circumstance replace existing local revenues used for transportation purposes.

<p align="center">Required for Allocation Request Form Submission Initials of sponsor staff member verifying the above statement</p>
<p>PS</p>

CONTACT INFORMATION

Project Manager

Name: Joe Conn

Title: Manager, Transp.Communications (Rail)

Phone: 650-508-7710

Email: connj@samtrans.com

Grants Section Contact

Peter Skinner

Manager, Grants & Fund Programming

650-622-7818

skinnerp@samtrans.com

San Francisco County Transportation Authority
Prop K/Prop AA Allocation Request Form

FY of Allocation Action: 2017/18

Project Name: Grade Crossing Improvements

Grant Recipient: Peninsula Corridor Joint Powers Board (Caltrain)

EXPENDITURE PLAN INFORMATION

Prop K EP category: Guideways: (EP-22)

Prop K EP Line Number (Primary): 22 Current Prop K Request: \$ 228,867

Supervisorial District(s): District 06, District 10

REQUEST

Brief Project Description (type below)

The objective of the project is to improve safety at Caltrain grade crossings for motorists, pedestrians and passengers by better channeling vehicles and pedestrians through the installation of improvements such as medians, traffic signals, fences, gates, curb, lighting and signage. This project will improve grade crossing at 16th Street in San Francisco.

Detailed Scope, Project Benefits and Community Outreach (type below)

The grade crossing improvements project will make improvements to the 10 highest priority grade crossings for improvements (and associated cities) identified in the Caltrain Grade Crossing Hazard Analysis. Improvements include the following:

- Channelization devices (curbs, flexible posts, traffic dots)
- Channelized pedestrian crossing with fencing & gates
- Right-of-Way fencing
- Sidewalks
- Mark train foul areas
- Traffic signage, signalization, & preemption
- Medians or extended medians
- Remove excessive markings
- Install new traffic signals
- Install standalone pedestrian gates
- Adjustments to striping, railroad pavement markings, stop bars etc.
- Intersection street lighting

The following grade crossings are part of this project:

1. Broadway (Burlingame)
2. Mary Avenue (Sunnyvale)
3. Ravenswood Avenue (Menlo Park)
4. Rengstorff Avenue (Mountain View)
5. Charleston Road (Palo Alto)
6. Castro Street (Mountain View)
7. Peninsula Avenue (Burlingame)
8. Alma Street (Palo Alto)
9. 16th Street (San Francisco)
10. 4th Street (San Mateo)

16th Street Grade Crossing - Work to be completed includes

- a) Installing new pavement markings and striping,
- b) Installing new pavement markers and bumps,
- c) Installing new signage,
- d) Installing new guard railings and fence,
- e) Installing new warning tactile on sidewalk,
- f) Extending concrete sidewalk,
- g) Installing new pedestrian gate arm and swing gate

San Francisco County Transportation Authority Prop K/Prop AA Allocation Request Form

Project Location (type below)

At multiple locations along the Caltrain right of way.

Project Phase (select dropdown below)

Construction (CON)

Map or Drawings Attached? No

Other Items Attached? No

5YPP/STRATEGIC PLAN INFORMATION

Type of Project in the Prop K
5YPP/Prop AA Strategic Plan? Project Drawn From Placeholder

Is the requested amount greater
than the amount programmed in
the relevant 5YPP or Strategic
Plan? Less than or Equal to Programmed Amount

Prop K 5YPP Amount: \$	1,399,465	Prop AA Strategic Plan Amount:	
------------------------	-----------	--------------------------------------	--

**San Francisco County Transportation Authority
Prop K/Prop AA Allocation Request Form**

Project Name: Grade Crossing Improvements

ENVIRONMENTAL CLEARANCE

Environmental Type: Categorically Exempt

PROJECT DELIVERY MILESTONES

Enter dates below for ALL project phases, not just for the current request, based on the best information available. For PLANNING requests, please only enter the schedule information for the PLANNING phase.

Phase	Start		End	
	Quarter	Calendar Year	Quarter	Calendar Year
Planning/Conceptual Engineering (PLAN)				
Environmental Studies (PA&ED)				
Right-of-Way				
Design Engineering (PS&E)				
Advertise Construction				
Start Construction (e.g. Award Contract)	Jan-Mar	2018		
Operations (i.e., paratransit)				
Open for Use			Oct-Dec	2018
Project Completion (means last eligible expenditure)			Jan-Mar	2019

SCHEDULE DETAILS

Provide dates for any COMMUNITY OUTREACH planned during the requested phase(s). Identify PROJECT COORDINATION with other projects in the area (e.g. paving, MUNI Forward) and relevant milestone dates (e.g. design needs to be done by DATE to meet paving schedule). List any timely use-of-funds deadlines (e.g. federal obligation deadline). If a project is comprised of MULTIPLE SUB-PROJECTS, provide milestones for each sub-project. For PLANNING EFFORTS, provide start/end dates for each task.

There are no planned community outreach activities. However, information on weekly maintenance activities are provided on Caltrain's website. Additionally, any neighboring property owners are notified of work that may cause excessive noise or dust.

San Francisco County Transportation Authority Prop K/Prop AA Allocation Request Form

Project Name: Grade Crossing Improvements

FUNDING PLAN - FOR CURRENT REQUEST

Enter the funding plan for the phase(s) that are the subject of the CURRENT REQUEST. Totals should match those shown in the Cost Summary below.

Fund Source	Planned	Programmed	Allocated	Total
Prop K	\$ -	\$ 228,867	\$ -	\$ 228,867
State SB1	\$ -	\$ 180,000	\$ -	\$ 180,000
Total:	\$ -	\$ 408,867	\$ -	\$ 408,867

FUNDING PLAN - FOR ENTIRE PROJECT (ALL PHASES)

Enter the funding plan for all phases (planning through construction) of the project. This section may be left blank if the current request covers all project phases. Totals should match those shown in the Cost Summary below.

Fund Source	Planned	Programmed	Allocated	Total
Prop K	\$ -	\$ 228,867	\$ -	\$ 228,867
State SB1	\$ -	\$ 180,000	\$ -	\$ 180,000
Prior Year Funding (PTMISEA and FRA funds)	\$ -	\$ -	\$ 2,090,133	\$ 2,090,133
Total:	\$ -	\$ 408,867	\$ 2,090,133	\$ 2,499,000

COST SUMMARY

Show total cost for ALL project phases (in year of expenditure dollars) based on best available information. Source of cost estimate (e.g. 35% design, vendor quote) is intended to help gauge the quality of the cost estimate, which should improve in reliability the farther along a project is in its development.

Phase	Total Cost	Prop K - Current Request	Prop AA - Current Request	Source of Cost Estimate
Planning/Conceptual Engineering (PLAN)	\$ -	\$ -		
Environmental Studies (PA&ED)	\$ -	\$ -		
Right-of-Way	\$ -	\$ -		
Design Engineering (PS&E)	\$ 499,000		\$ -	
Construction (CON)	\$ 2,000,000	\$ 228,867	\$ -	JPB FY 18 Capital Budget
Operations (Paratransit)	\$ -	\$ -		
Total:	\$ 2,499,000	\$ 228,867	\$ -	

% Complete of Design: 100% as of 7/1/2017

Expected Useful Life: 10 Years

**San Francisco County Transportation Authority
Prop K/Prop AA Allocation Request Form**

PROPOSED REIMBURSEMENT SCHEDULE FOR CURRENT REQUEST (instructions as noted below)

Use the table below to enter the proposed reimbursement schedule for the current request. Prop K and Prop AA policy assume these funds will not be reimbursed at a rate greater than their proportional share of the funding plan for the relevant phase unless justification is provided for a more aggressive reimbursement rate. If the current request is for multiple phases, please provide separate reimbursement schedules by phase. If the proposed schedule exceeds the years available, please attach a file with the requested information.

Fund Source	FY 2016/17	FY 2017/18	FY 2018/19	FY 2019/20	FY 2020/21+	Total
Prop K	\$ -	\$ 114,434	\$ 114,434	\$ -	\$ -	\$ 228,867

iii. Operational Improvements/Enhancements

PROJECT: **Grade Crossing Improvement FY18**

**Description/
Justification**

The grade crossing improvements project will make improvements to the 10 highest priority grade crossings for improvements (and associated cities) identified in the Caltrain Grade Crossing Hazard Analysis. Improvements include the following:

- Channelization devices (curbs, flexible posts, traffic dots)
- Channelized pedestrian crossing with fencing & gates
- Right-of-Way fencing
- Sidewalks
- Mark train foul areas
- Traffic signage, signalization, & preemption
- Medians or extended medians
- Remove excessive markings
- Install new traffic signals
- Install standalone pedestrian gates
- Adjustments to striping, railroad pavement markings, stop bars etc.
- Intersection street lighting

The following grade crossings are part of this project:

1. Broadway (Burlingame)
2. Mary Avenue (Sunnyvale)
3. Ravenswood Avenue (Menlo Park)
4. Rengstorff Avenue (Mountain View)
5. Charleston Road (Palo Alto)
6. Castro Street (Mountain View)
7. Peninsula Avenue (Burlingame)
8. Alma Street (Palo Alto)
9. 16th Street (San Francisco)
10. 4th Street (San Mateo)

Project Cost

Project Phase	Original Estimate	Revised Estimate
11 Planning/CD/Env	\$0	\$0
12 PE/Env/PSE	\$0	\$0
13 Final Design	\$420,000	\$499,000
14 ROW Acq/Utilities Relo.	\$0	\$0
15 Procurement	\$0	\$0
16 Construction	\$1,670,133	\$2,000,000
19 Closeout	\$0	\$0
TOTAL	\$2,090,133	\$2,499,000

Milestones

Project Phase	Expected Start	Expected Finish
Planning/Conceptual Design		
Preliminary Engineering		
Final Design		
ROW Acquisition/Utilities Relo.		
Bid and Award		
Procurement		
Construction	01/01/18	12/31/18
Closeout	01/01/19	03/01/19

Total Budget

FY2018	Prior Year	Future Budget	Total Request
\$408,867	\$2,090,133	\$0	\$2,499,000

FY18 Funding Plan

Funding Source	Proposed
Federal	\$0
State	\$180,000
Local Match JPB Member:	\$228,867
<i>San Francisco</i>	<i>\$228,867</i>
<i>San Mateo</i>	<i>\$0</i>
<i>Santa Clara</i>	<i>\$0</i>
Local Match County Specific	\$0
Regional/Other	\$0
TOTAL	\$408,867

**San Francisco County Transportation Authority
Prop K/Prop AA Allocation Request Form**

TRANSPORTATION AUTHORITY RECOMMENDATION
This section is to be completed by Transportation Authority Staff.

Last Updated: 7/28/2017 **Res. No:** 18-xxx **Res. Date:** 9/26/2017

Project Name: Grade Crossing Improvements

Grant Recipient: Peninsula Corridor Joint Powers Board (Caltrain)

Funding Recommended:	Action	Amount	Phase
	Prop K Allocation	\$ 228,867	Construction (CON)
	Total:	\$ 228,867	

Total Prop K Funds: \$ 228,867 **Total Prop AA Funds:** \$ -

Justification for multi-phase recommendations and notes for multi-sponsor recommendations:

Fund Expiration Date: 12/31/2019 **Eligible expenses must be incurred prior to this date.**

Intended Future Action

Action	Amount	Fiscal Year	Phase

Trigger: _____

Deliverables:

1. Upon project completion, provide 2-3 digital photos of completed project.
2. _____

Special Conditions:

1. _____

Notes:

1. In order to comply with Prop K Expenditure Plan category eligibility and maintain consistency with available funds, PCJPB has allowed San Francisco's 1/3 share to be distributed unevenly across individual projects as long as the total contribution is held constant. The FY 17/18 Caltrain capital match contribution is \$5,000,000 for each of the PCJPB entities or 1/3 of a total \$15,000,000.

San Francisco County Transportation Authority
 Prop K/Prop AA Allocation Request Form

TRANSPORTATION AUTHORITY RECOMMENDATION
This section is to be completed by Transportation Authority Staff.

Last Updated: 7/28/2017 Res. No: 18-xxx Res. Date: 9/26/2017

Project Name: Grade Crossing Improvements

Grant Recipient: Peninsula Corridor Joint Powers Board (Caltrain)

Metric	Prop K	Prop AA
Actual Leveraging - Current Request	44.02%	No Prop AA
Actual Leveraging - This Project	90.84%	No Prop AA

SFCTA Project P&PD
 Reviewer: _____

SGA PROJECT NUMBER

Sponsor: Peninsula Corridor Joint Powers Board (Caltrain)
 SGA Project Number: 122-xxxxxx Name: Grade Crossing Improvements

Phase: Construction (CON) Fund Share: 55.98%

Cash Flow Distribution Schedule by Fiscal Year						
Fund Source	FY 2016/17	FY 2017/18	FY 2018/19	FY 2019/20	FY 2020/21+	Total
Prop K		\$114,434	\$ 114,434			\$228,867

San Francisco County Transportation Authority
Prop K/Prop AA Allocation Request Form

FY of Allocation Action: 2017/18

Current Prop K Request: \$ 228,867

Current Prop AA Request: \$ -

Project Name: Grade Crossing Improvements

Grant Recipient: Peninsula Corridor Joint Powers Board (Caltrain)

1) The requested sales tax and/or vehicle registration fee revenues will be used to supplement and under no circumstance replace existing local revenues used for transportation purposes.

Required for Allocation Request Form Submission
Initials of sponsor staff member verifying the above statement
PS

CONTACT INFORMATION

Project Manager

Grants Section Contact

Name: Robert Tam

Peter Skinner

Title: Manager, Technology Research & Devel.

Manager, Grants & Fund Programming

Phone: 650-508-7969

650-622-7818

Email: tamr@samtrans.com

skinnerp@samtrans.com



This Page Intentionally Left Blank

San Francisco County Transportation Authority
Prop K/Prop AA Allocation Request Form

FY of Allocation Action: 2017/18

Project Name: Napoleon Street Bridge Replacement

Grant Recipient: Peninsula Corridor Joint Powers Board (Caltrain)

EXPENDITURE PLAN INFORMATION

Prop K EP category: Guideways: (EP-22)

Prop K EP Line Number (Primary): 22 Current Prop K Request: \$ 220,000

Supervisorial District(s): District 10

REQUEST

Brief Project Description (type below)

This project addresses the structural deficiencies of the Napoleon Street bridge in San Francisco by removing and replacing the concrete spans with elevated soil berm structures and replacing the main steel span with a new concrete span. The project also addresses trespasser encampments and illegal dumping through additional fencing.

Detailed Scope, Project Benefits and Community Outreach (type below)

Napoleon Street is located at MP 2.45 in the City and County of San Francisco. The street was closed to through traffic below the Caltrain Right-of-Way when the I-280 overhead viaduct was constructed to facilitate the construction of the Caesar Chavez (Army) Street off-ramp.

Inspection of the Napoleon Street bridge shows it rated in poor condition, suffering from deterioration and corrosion as well as poor workmanship during the original construction. The project will remove the concrete spans with backfill and replace the main span steel girder and timber deck with new concrete girders. The project will also install security fencing to improve the safety and security and prevent encampments. The complexity of span removal will be significantly increased if the spans are not removed prior to electrification of the Caltrain property, as the use of cranes will be prohibited by the overhead catenary system.

Track geometry will not be altered; tracks will be reconstructed to the current alignment and profile.

Project Location (type below)

Napoleon Street Bridge in San Francisco

Project Phase (select dropdown below)

Construction (CON)

Map or Drawings Attached? No

Other Items Attached? No

**San Francisco County Transportation Authority
Prop K/Prop AA Allocation Request Form**

Project Name: Napoleon Street Bridge Replacement

ENVIRONMENTAL CLEARANCE

Environmental Type: N/A

PROJECT DELIVERY MILESTONES

Enter dates below for ALL project phases, not just for the current request, based on the best information available. For PLANNING requests, please only enter the schedule information for the PLANNING phase.

Phase	Start		End	
	Quarter	Calendar Year	Quarter	Calendar Year
Planning/Conceptual Engineering (PLAN)	Oct-Dec	2015	Apr-Jun	2016
Environmental Studies (PA&ED)				
Right-of-Way				
Design Engineering (PS&E)	Apr-Jun	2016	Apr-Jun	2017
Advertise Construction	Jan-Mar	2018		
Start Construction (e.g. Award Contract)	Apr-Jun	2018		
Operations (i.e., paratransit)				
Open for Use			Jan-Mar	2019
Project Completion (means last eligible expenditure)			Jan-Mar	2019

SCHEDULE DETAILS

Provide dates for any COMMUNITY OUTREACH planned during the requested phase(s). Identify PROJECT COORDINATION with other projects in the area (e.g. paving, MUNI Forward) and relevant milestone dates (e.g. design needs to be done by DATE to meet paving schedule). List any timely use-of-funds deadlines (e.g. federal obligation deadline). If a project is comprised of MULTIPLE SUB-PROJECTS, provide milestones for each sub-project. For PLANNING EFFORTS, provide start/end dates for each task.

There are no planned community outreach activities for Caltrain's Napoleon St Bridge work. However, information on weekly maintenance activities are provided on Caltrain's website. Additionally, any neighboring property owners are notified of work that may cause excessive noise or dust.

Caltrain will keep the District 10 Supervisor updated on upcoming construction related activities for the bridge replacement.

San Francisco County Transportation Authority Prop K/Prop AA Allocation Request Form

Project Name: Napoleon Street Bridge Replacement

FUNDING PLAN - FOR CURRENT REQUEST

Enter the funding plan for the phase(s) that are the subject of the CURRENT REQUEST. Totals should match those shown in the Cost Summary below.

Fund Source	Planned	Programmed	Allocated	Total
Prop K	\$ -	\$ 220,000	\$ -	\$ 220,000
Federal Transit Administration (FTA) Sec 5337	\$ -	\$ 880,000	\$ -	\$ 880,000
Total:	\$ -	\$ 1,100,000	\$ -	\$ 1,100,000

FUNDING PLAN - FOR ENTIRE PROJECT (ALL PHASES)

Enter the funding plan for all phases (planning through construction) of the project. This section may be left blank if the current request covers all project phases. Totals should match those shown in the Cost Summary below.

Fund Source	Planned	Programmed	Allocated	Total
Prop K	\$ -	\$ 220,000	\$ 472,800	\$ 692,800
FTA 5337	\$ -	\$ 880,000	\$ 1,891,200	\$ 2,771,200
Total:	\$ -	\$ 1,100,000	\$ 2,364,000	\$ 3,464,000

COST SUMMARY

Show total cost for ALL project phases (in year of expenditure dollars) based on best available information. Source of cost estimate (e.g. 35% design, vendor quote) is intended to help gauge the quality of the cost estimate, which should improve in reliability the farther along a project is in its development.

Phase	Total Cost	Prop K - Current Request	Prop AA - Current Request	Source of Cost Estimate
Planning/Conceptual Engineering (PLAN)	\$ -	\$ -		
Environmental Studies (PA&ED)	\$ 381,000	\$ -		JPB Capital Budget FY 2017
Right-of-Way	\$ 161,000	\$ -		JPB Capital Budget FY 2017
Design Engineering (PS&E)	\$ 439,000	\$ -	\$ -	JPB Capital Budget FY 2017
Construction (CON)	\$ 2,483,000	\$ 220,000	\$ -	JPB Capital Budget FY 2017 & 18
Operations (Paratransit)	\$ -	\$ -		
Total:	\$ 3,464,000	\$ 220,000	\$ -	

% Complete of Design: 100% as of 3/31/2017
Expected Useful Life: 100 Years

**San Francisco County Transportation Authority
Prop K/Prop AA Allocation Request Form**

PROPOSED REIMBURSEMENT SCHEDULE FOR CURRENT REQUEST (instructions as noted below)

Use the table below to enter the proposed reimbursement schedule for the current request. Prop K and Prop AA policy assume these funds will not be reimbursed at a rate greater than their proportional share of the funding plan for the relevant phase unless justification is provided for a more aggressive reimbursement rate. If the current request is for multiple phases, please provide separate reimbursement schedules by phase. If the proposed schedule exceeds the years available, please attach a file with the requested information.

Fund Source	FY 2016/17	FY 2017/18	FY 2018/19	FY 2019/20	FY 2020/21+	Total
Prop K	\$ -	\$ 110,000	\$ 110,000	\$ -	\$ -	\$ 220,000

i. SOGR - Right of Way / Signal & Communication

PROJECT: **Napoleon St. Bridge Replacement**

Description/ Justification

Napoleon Street is located at MP 2.45 in the City and County of San Francisco. The street was closed to through traffic below the Caltrain Right-of-Way when the I-280 overhead viaduct was constructed to facilitate the construction of the Caesar Chavez (Army) Street off-ramp.

Inspection of the Napoleon Street bridge shows it rated in Poor condition, suffering from deterioration and corrosion as well as poor workmanship during the original construction.

For the Napoleon St. Bridge, the project will remove the concrete spans with backfill and replace the main span steel girder and timber deck with new concrete girders. The project will also install security fencing to improve the safety and security and prevent homeless encampments. The complexity of span removal will be significantly increased if the spans are not removed prior to electrification of the Caltrain property, as the use of cranes will be prohibited by the overhead catenary system.

As noted in the quarterly progress report, the completed final design showed that the Marin Street Bridge structure is sound. Though previously incorporated in this project, any repairs that need to be made to the Marin Street Bridge will not be impacted by electrification and thus can be completed under the JPB's state of good repair program in the future.

Track geometry will not be altered; tracks will be reconstructed to the current alignment and profile.

Project Cost	Project Phase	Original Estimate	Revised Estimate
	11 Planning/CD/Env	\$0	\$0
	12 PE/Env/PSE	\$708,000	\$381,000
	13 Final Design	\$623,000	\$439,000
	14 ROW Acq/Utilities Relo.	\$129,000	\$161,000
	15 Procurement	\$210,000	\$70,000
	16 Construction	\$3,255,000	\$2,381,000
	19 Closeout	\$75,000	\$32,000
	TOTAL	\$5,000,000	\$3,464,000

Milestones	Project Phase	Expected Start	Expected Finish
	Planning/Conceptual Design	10/01/15	01/31/16
	Preliminary Engineering	02/01/16	04/30/16
	Final Design	05/01/16	03/31/17
	ROW Acquisition/Utilities Relo.	N/A	N/A
	Bid and Award	05/01/17	10/30/17
	Procurement	N/A	N/A
	Construction	11/01/17	05/31/18
	Closeout	06/01/18	07/31/18

Total Budget	FY2018	Prior Year	Future Budget	Total Request
	\$1,100,000	\$2,364,000	\$0	\$3,464,000

FY18 Funding Plan	Funding Source	Proposed
	Federal	\$880,000
	State	\$0
	Local Match JPB Member:	\$220,000
	<i>San Francisco</i>	<i>\$220,000</i>
	<i>San Mateo</i>	<i>\$0</i>
	<i>Santa Clara</i>	<i>\$0</i>
	Local Match County Specific	\$0
	Regional/Other	\$0
	TOTAL	\$1,100,000

San Francisco County Transportation Authority
 Prop K/Prop AA Allocation Request Form

TRANSPORTATION AUTHORITY RECOMMENDATION

This section is to be completed by Transportation Authority Staff.

Last Updated: 7/28/2017 Res. No: 2018-xxx Res. Date: 9/26/2017

Project Name: Napoleon Street Bridge Replacement

Grant Recipient: Peninsula Corridor Joint Powers Board (Caltrain)

Metric	Prop K	Prop AA
Actual Leveraging - Current Request	80.00%	No Prop AA
Actual Leveraging - This Project	80.00%	No Prop AA

SFCTA Project P&PD
 Reviewer: _____

SGA PROJECT NUMBER

Sponsor: Peninsula Corridor Joint Powers Board (Caltrain)
 SGA Project Number: 122-xxxxxx Name: Napoleon Street Bridge Replacement

Phase: Construction (CON) Fund Share: 20.00%

Cash Flow Distribution Schedule by Fiscal Year						
Fund Source	FY 2016/17	FY 2017/18	FY 2018/19	FY 2019/20	FY 2020/21+	Total
Prop K		\$110,000	\$110,000			\$220,000

San Francisco County Transportation Authority
Prop K/Prop AA Allocation Request Form

FY of Allocation Action: 2017/18

Current Prop K Request: \$ 220,000

Current Prop AA Request: \$ -

Project Name: Napoleon Street Bridge Replacement

Grant Recipient: Peninsula Corridor Joint Powers Board (Caltrain)

1) The requested sales tax and/or vehicle registration fee revenues will be used to supplement and under no circumstance replace existing local revenues used for transportation purposes.

Required for Allocation Request Form Submission
Initials of sponsor staff member verifying the above statement
PS

CONTACT INFORMATION

Project Manager

Grants Section Contact

Name: Charlemagne Bernardo

Peter Skinner

Title: Senior Project Manager

Manager, Grants & Fund Programming

Phone: 650-508-6410

650-622-7818

Email: bernardoc@samtrans.com

skinnerp@samtrans.com



This Page Intentionally Left Blank

San Francisco County Transportation Authority
Prop K/Prop AA Allocation Request Form

FY of Allocation Action: 2017/18

Project Name: California Street Laurel Village Improvement Project - Traffic Signals

Grant Recipient: San Francisco Municipal Transportation Agency - DPT

EXPENDITURE PLAN INFORMATION

Prop K EP category: Signals and Signs - Maintenance and Renovations: (EP-33)

Prop K EP Line Number (Primary): 33 Current Prop K Request: \$ 500,000

Prop K Other EP Line Numbers: _____

Prop AA Category: _____

Current Prop AA Request: _____

Supervisory District(s): District 02

REQUEST

Brief Project Description (type below)

Traffic signal upgrades to be implemented as part of the California Laurel Village Improvement Project on California Street at Spruce St and Locust St. The upgrades include new poles, conduits, wiring, pull-boxes, traffic signals, pedestrian countdown signals (PCS), and accessible pedestrian signals for both intersections and one new controller at Locust Street.

San Francisco County Transportation Authority Prop K/Prop AA Allocation Request Form

Detailed Scope, Project Benefits and Community Outreach (type below)

Project Scope:

The Laurel Village Improvement Project on California Street extends from Spruce Street to Laurel Street. Laurel Village serves as a local commercial district for the surrounding residential neighborhood. The project improves Muni travel time and reinforces the neighborhood identity of the Laurel Village Shopping Center. Consistent with the City's Vision Zero goal, the project also improves safety and provides a friendlier pedestrian environment.

The full project scope includes new transit bulbs, median islands, pedestrian lighting, landscaping, paving, sewer work, and traffic signal upgrades.

This request is to fund the construction of traffic signal modifications only, including the addition of new accessible pedestrian signals (APS) at the Spruce and Locust crossings, and mast-arm traffic signal mounts over California Street with larger signal heads. Non-signal scope will be funded by non-Prop K sources.

Need:

The traffic signal infrastructure on California Street at Spruce and Locust streets has reached the end of its useful life and not adequate to accommodate the new transit and street improvements that will be implemented as part of the Laurel Village Improvement Project. APS units would also be installed to improve pedestrian safety and accessibility at both intersections.

Outreach:

The Laurel Village Improvement Project was presented to the community during two meetings hosted by SF Public Works in 2015. The project team also met with smaller groups of residents and merchants on three different occasions. SFMTA also had a public hearing on 5/20/2016. The SFMTA Board approved the parking and traffic elements of the project on 8/16/2016. SF Public Works maintains a project website at: <http://sfpublicworks.org/project/california-laurel-village-improvement-project>.

Implementation:

SFPW is the lead agency for the implementation of the Laurel Village Improvement Project. The SFMTA's Sustainable Streets Division, in conjunction with SFPW Electrical Section, managed the traffic signal detailed design including contract preparation. The San Francisco Public Works' Bureau of Engineering is managing the construction contract.

Project Location (type below)

Two intersections on California Street at Spruce and Locust.

Project Phase (select dropdown below)

Construction (CON)

Map or Drawings Attached? Yes No

Other Items Attached? Yes No

5YPP/STRATEGIC PLAN INFORMATION

Type of Project in the Prop K
5YPP/Prop AA Strategic Plan? New Project Other

Please describe and justify the necessary amendment:

To fully fund the subject project SFMTA's request includes a Signals and Signs 5YPP amendment to re-program \$100,000 from the Franklin/Divisadero Corridor Signal Upgrade project to the subject project. The remaining funds for Franklin/Divisadero Corridor Signal Upgrade are not needed because it is fully funded and in construction.

**San Francisco County Transportation Authority
Prop K/Prop AA Allocation Request Form**

Project Name: California Street Laurel Village Improvement Project - Traffic Signals

ENVIRONMENTAL CLEARANCE

Environmental Type: EIR/EIS

PROJECT DELIVERY MILESTONES

Enter dates below for ALL project phases, not just for the current request, based on the best information available. For PLANNING requests, please only enter the schedule information for the PLANNING phase.

Phase	Start		End	
	Quarter	Calendar Year	Quarter	Calendar Year
Planning/Conceptual Engineering (PLAN)	Jan-Mar	2015	Jul-Sep	2015
Environmental Studies (PA&ED)	Oct-Dec	2015	Jan-Mar	2016
Right-of-Way				
Design Engineering (PS&E)	Apr-Jun	2016	Apr-Jun	2017
Advertise Construction	Jul-Sep	2017		
Start Construction (e.g. Award Contract)	Oct-Dec	2017		
Operations (i.e., paratransit)				
Open for Use			Oct-Dec	2018
Project Completion (means last eligible expenditure)			Jan-Mar	2019

SCHEDULE DETAILS

Provide dates for any COMMUNITY OUTREACH planned during the requested phase(s). Identify PROJECT COORDINATION with other projects in the area (e.g. paving, MUNI Forward) and relevant milestone dates (e.g. design needs to be done by DATE to meet paving schedule). List any timely use-of-funds deadlines (e.g. federal obligation deadline). If a project is comprised of MULTIPLE SUB-PROJECTS, provide milestones for each sub-project. For PLANNING EFFORTS, provide start/end dates for each task.

Once the project is advertised, a final concept plan with an updated schedule will be sent out to the community. A 30-day notice will be sent by the contractor before construction begins.

<u>Milestone</u>	<u>Complete</u>
Project Advertisement	July 2017
Construction Contract Award	September 2017
Notice to Proceed	October 2017
End Construction	October 2018
Close-out	January 2019

San Francisco County Transportation Authority Prop K/Prop AA Allocation Request Form

Project Name: California Street Laurel Village Improvement Project - Traffic Signals

FUNDING PLAN - FOR CURRENT REQUEST

Enter the funding plan for the phase(s) that are the subject of the CURRENT REQUEST. Totals should match those shown in the Cost Summary below.

Fund Source	Planned	Programmed	Allocated	Total
Prop K	\$ 100,000	\$ 400,000	\$ -	\$ 500,000
Prop AA	\$ -	\$ -	\$ -	\$ -
	\$ -	\$ -	\$ -	\$ -
Total:	\$ 100,000	\$ 400,000	\$ -	\$ 500,000

FUNDING PLAN - FOR ENTIRE PROJECT (ALL PHASES)

Enter the funding plan for all phases (planning through construction) of the project. This section may be left blank if the current request covers all project phases. Totals should match those shown in the Cost Summary below.

Fund Source	Planned	Programmed	Allocated	Total
Prop K	\$ 100,000	\$ 400,000	\$ -	\$ 500,000
Prop AA	\$ -	\$ -	\$ -	\$ -
	\$ -	\$ -	\$ -	\$ -
Total:	\$ 100,000	\$ 400,000	\$ -	\$ 500,000

COST SUMMARY

Show total cost for ALL project phases (in year of expenditure dollars) based on best available information. Source of cost estimate (e.g. 35% design, vendor quote) is intended to help gauge the quality of the cost estimate, which should improve in reliability the farther along a project is in its development.

Phase	Total Cost	Prop K - Current Request	Prop AA - Current Request	Source of Cost Estimate
Planning/Conceptual Engineering (PLAN)	\$ -	\$ -		
Environmental Studies (PA&ED)	\$ -	\$ -		
Right-of-Way	\$ -	\$ -		
Design Engineering (PS&E)	\$ -	\$ -	\$ -	
Construction (CON)	\$ 500,000	\$ 500,000	\$ -	Engineering Estimate at 100% design
Operations (Paratransit)	\$ -	\$ -		
Total:	\$ 500,000	\$ 500,000	\$ -	

% Complete of Design: 100% as of 6/7/2017
 Expected Useful Life: 30 Years

**San Francisco County Transportation Authority
Prop K/Prop AA Allocation Request Form**

E6-103

PROPOSED REIMBURSEMENT SCHEDULE FOR CURRENT REQUEST (instructions as noted below)

Use the table below to enter the proposed reimbursement schedule for the current request. Prop K and Prop AA policy assume these funds will not be reimbursed at a rate greater than their proportional share of the funding plan for the relevant phase unless justification is provided for a more aggressive reimbursement rate. If the current request is for multiple phases, please provide separate reimbursement schedules by phase. If the proposed schedule exceeds the years available, please attach a file with the requested information.

Fund Source	FY 2016/17	FY 2017/18	FY 2018/19	FY 2019/20	FY 2020/21+	Total
Prop K	\$ -	\$ 250,000	\$ 250,000	\$ -	\$ -	\$ 500,000
Prop AA	\$ -	\$ -	\$ -	\$ -	\$ -	\$ -

San Francisco County Transportation Authority
 Prop K/Prop AA Allocation Request Form

Project Name: California Street Laurel Village Improvement Project - Traffic Signals

MAJOR LINE ITEM BUDGET

CONSTRUCTION

SUMMARY BY MAJOR LINE ITEM (BY AGENCY LABOR BY TASK)						
Budget Line Item	Totals	% of contract	SFPW	SFMTA	Contractor	Contractor
California Street Laurel Village Improvement Project - Traffic Signals						
1. Contract						
Task 1: Traffic Signals (SFMTA)						
a. Contract Cost	\$ 305,000				\$ -	\$ -
b. Contingency	\$ 30,500	10%			\$ 30,500	\$ 30,500
c. City Furnished Materials					\$ -	\$ -
APS (Spruce St, Locust St)	\$ 20,000	7%		\$ 20,000		
Controller (Locust St)	\$ 20,000	7%		\$ 20,000		
2. Construction Engineering						
SFMTA Engineering	\$ 30,500	10%		\$ 30,500		
SFMTA Signal Shop	\$ 9,150	3%		\$ 9,150		
SFPW Contract Management & Other Support	\$ 76,250	25%	\$ 76,250			
3. Total Force Accounts Costs	\$ 8,000	3%		\$ 8,000		
TOTAL CONSTRUCTION PHASE	\$ 499,400		\$ 76,250	\$ 87,650	\$ 335,500	\$ 335,500

City Attorney Fees	\$ 500
Phase Grand Total (rounded)	\$ 500,000

San Francisco County Transportation Authority
 Prop K/Prop AA Allocation Request Form

TRANSPORTATION AUTHORITY RECOMMENDATION

This section is to be completed by Transportation Authority Staff.

Last Updated: 8/14/2017 Res. No: _____ Res. Date: _____

Project Name: California Street Laurel Village Improvement Project - Traffic Signals

Grant Recipient: San Francisco Municipal Transportation Agency - DPT

Funding Recommended:	Action	Amount	Phase
	Prop K Allocation	\$ 500,000	Construction (CON)
	Total:	\$ 500,000	

Total Prop K Funds: \$ 500,000 Total Prop AA Funds: \$ -

Justification for multi-phase recommendations and notes for multi-sponsor recommendations: _____

Fund Expiration Date: 12/31/2019 Eligible expenses must be incurred prior to this date.

Future Commitment:

Action	Amount	Fiscal Year	Phase

Trigger: _____

- Deliverables:
- Over the course of the project quarterly progress reports should include 2-3 photos of work in progress for recent activities and/or of completed work. See Standard Grant Agreement for details.
 -
 -
 -
 -

**San Francisco County Transportation Authority
Prop K/Prop AA Allocation Request Form**

TRANSPORTATION AUTHORITY RECOMMENDATION

This section is to be completed by Transportation Authority Staff.

Last Updated: 8/14/2017 **Res. No.:** _____ **Res. Date:** _____

Project Name: California Street Laurel Village Improvement Project - Traffic Signals

Grant Recipient: San Francisco Municipal Transportation Agency - DPT

Special Conditions:

1. The recommended allocation is contingent upon a concurrent amendment to the Signals and Signs 5YPP to re-program \$100,000 from the Franklin/Divisadero Corridor Signal Upgrade project to the subject project. See attached 5YPP amendment for details.
2. SFMTA may not incur expenses for the construction phase until Transportation Authority staff releases the funds (\$500,000) pending receipt of evidence of completion of design (e.g. copy of certifications page). **Condition fulfilled 8/9/17.**
3. The Transportation Authority will only reimburse SFMTA up to the approved overhead multiplier rate for the fiscal year that SFMTA incurs charges.

Notes:

1. SFMTA requested a waiver of the Prop K policy prohibiting advertisement of contracts to be funded by Prop K prior to allocation of funds. SFMTA requested the waiver to allow the broader Laurel Village Improvement project to stay on schedule. Transportation Authority staff issued a waiver allowing SFMTA to advertise the contract at risk on July 25, 2017.
- 2.

Metric	Prop K	Prop AA
Actual Leveraging - Current Request	0.00%	No Prop AA
Actual Leveraging - This Project	0.00%	No Prop AA

SFCTA Project

Reviewer: P&PD

SGA PROJECT NUMBER

Sponsor: San Francisco Municipal Transportation Agency - DPT

SGA Project Number: 133-907xxx

Name: California Street Laurel Village Improvement Project - Traffic Signals

Phase: _____

Fund Share: 100.00%

Cash Flow Distribution Schedule by Fiscal Year

Fund Source	FY 2016/17	FY 2017/18	FY 2018/19	FY 2019/20	FY 2020/21+	Total
Prop K		\$250,000	\$ 250,000			\$500,000

San Francisco County Transportation Authority
Prop K/Prop AA Allocation Request Form

E6-107

FY of Allocation Action: 2017/18

Current Prop K Request: \$ 500,000

Current Prop AA Request: \$ -

Project Name: California Street Laurel Village Improvement Project - Traffic Signals

Grant Recipient: San Francisco Municipal Transportation Agency - DPT

1) The requested sales tax and/or vehicle registration fee revenues will be used to supplement and under no circumstance replace existing local revenues used for transportation purposes.

Required for Allocation Request Form Submission Initials of sponsor staff member verifying the above statement
JG

CONTACT INFORMATION

Project Manager

Grants Section Contact

Name: Manito Velasco

Joel C. Goldberg

Title: Senior Engineer

Manager, Capital Procurement & Mgmt

Phone: (415) 701-4447

(415) 646-2520

Email: Manito.Velasco@sfmta.com

Joel.Goldberg@sfmta.com

MAPS AND DRAWINGS

California Street Laurel Village Improvements Project



ID	Intersection	District	Full Upgrade	Mast Arm	APS	Controller
1	California St and Spruce St	2	X	-	X	X
2	California St and Locust St	2	X	X	X	Use Existing

Proposal Detail: Maple and Spruce

MUNI FORWARD



Remove Stop
at Maple St



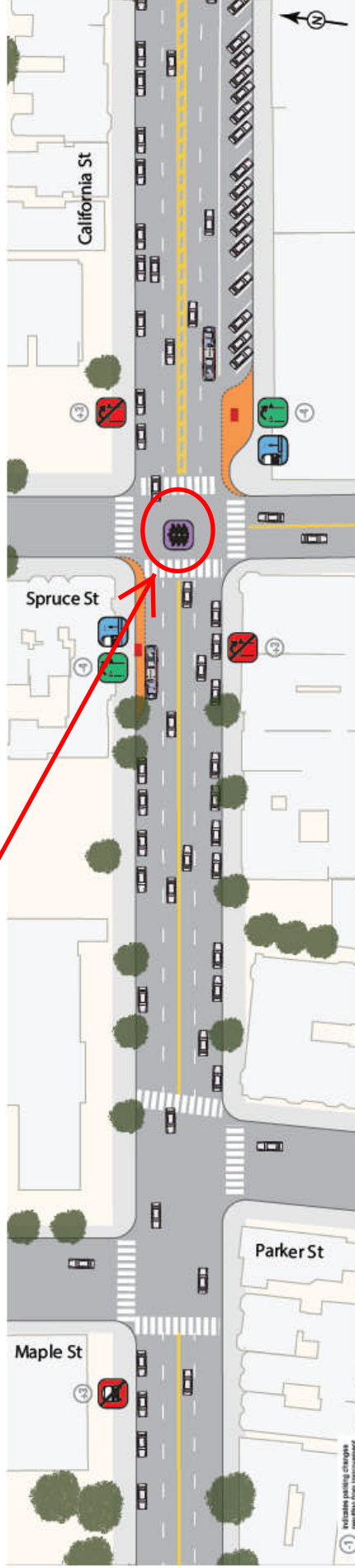
Traffic Signal Upgrade
at Spruce St



New Transit Bulb
at Spruce St



Relocate Stops
at Spruce St



Proposal Detail: Locust and Laurel

MUNIFORWARD



Extend Pedestrian Bulbs at Locust St



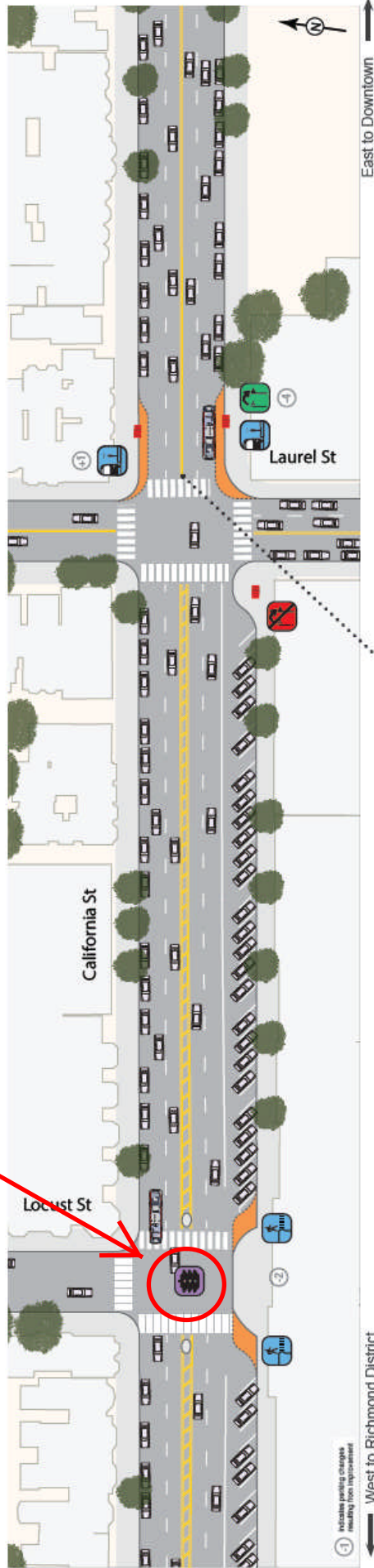
Traffic Signal Upgrade at Locust St



New Transit Bulbs at Laurel St



Relocate Stops at Laurel St



Cross Sections



**Prop K 5-Year Project List (FY 2014/15 - 2018/19)
Signals and Signs (EP 33)**

Programming and Allocations to Date

Pending 9/26/2017 Board

Agency	Project Name	Phase(s)	Status	Fiscal Year					Total
				2014/15	2015/16	2016/17	2017/18	2018/19	
Follow-the-Paving									
SFMTA	Follow-the-Paving (Spot Traffic Signal Improvements) ³	PS&E, CON	Programmed	\$0					\$0
SFMTA	Follow-the-Paving (Spot Traffic Signal Improvements) ³	PS&E, CON	Programmed		\$0				\$0
SFMTA	Traffic Signal Conduit Contract ³	CON	Allocated	\$400,000					\$400,000
SFMTA	Follow-the-Paving (Spot Traffic Signal Improvements) ¹¹	PS&E, CON	Programmed			\$0			\$0
SFMTA	Follow-the-Paving (Spot Traffic Signal Improvements) ¹¹	PS&E, CON	Programmed				\$0		\$0
SFMTA	California Street Laurel Village Improvement Project - Traffic Signals ¹¹	CON	Pending				\$500,000		\$500,000
SFMTA	Follow-the-Paving (Spot Traffic Signal Improvements)	PS&E, CON	Programmed					\$150,000	\$150,000
Traffic Signal Upgrades									
SFMTA	Traffic Signal Upgrades (15 Locations) ^{1,4,7}	PS&E	Programmed	\$0					\$0
SFMTA	Traffic Signal Upgrade Contract 34 [Vision Zero] ⁴	PS&E	Allocated		\$518,000				\$518,000
SFMTA	7th Avenue and Lincoln Way Intersection Improvements ¹	CON	Allocated	\$95,476					\$95,476
SFMTA	Traffic Signal Upgrades (15 Locations) ^{7,10}	CON	Programmed		\$0				\$0
SFMTA	Traffic Signal Upgrades (15 Locations) ¹⁰	PS&E	Programmed		\$0				\$0
SFMTA	Traffic Signal Upgrade Contract 34 ¹⁰	CON	Allocated				\$4,014,401		\$4,014,401
SFMTA	Webster Street Pedestrian Signals ⁷	CON	Allocated			\$1,358,206			\$1,358,206
SFMTA	Webster Street Pedestrian Signals - Additional Funds ⁹	CON	Allocated			\$185,000			\$185,000
SFMTA	Franklin/Divisadero Corridor Signal Upgrade ¹¹	CON	Programmed		\$172,080				\$172,080
SFMTA	Franklin and Divisadero Corridor Signal Upgrade	CON	Allocated		\$3,162,920				\$3,162,920
SFMTA	Eddy and Ellis Traffic Calming Improvement ⁸	CON	Allocated			\$310,000			\$310,000

Prop K 5-Year Project List (FY 2014/15 - 2018/19)
Signals and Signs (EP 33)
Programming and Allocations to Date

Pending 9/26/2017 Board

Agency	Project Name	Phase(s)	Status	Fiscal Year					Total
				2014/15	2015/16	2016/17	2017/18	2018/19	
SFMTA	19th Avenue Signals Phase III	PS&E	Allocated	\$630,000					\$630,000
SFMTA	19th Avenue Signals Phase III	CON	Allocated			\$2,520,000			\$2,520,000
SFMTA	3rd Street Traffic Signal Detection Upgrade Phase 1	CON	Allocated	\$300,000					\$300,000
SFMTA	3rd Street Traffic Signal Detection Upgrade Phase 1	CON	Deobligated	(\$7,685)					(\$7,685)
SFMTA	3rd Street Traffic Signal Detection Upgrade Phase 2	CON, PROC	Programmed			\$300,000			\$300,000
SFMTA	3rd Street Traffic Signal Detection Upgrade Phase 3	CON, PROC	Programmed				\$457,950		\$457,950
SFMTA	Traffic Signal Visibility Upgrades (12) ⁷	CON, PROC	Programmed		\$0				\$0
SFMTA	South Van Ness Conduit Installation ⁶	CON	Programmed	\$0					\$0
SFMTA	South Van Ness Signal Upgrade (12) ^{6, 10}	PS&E	Programmed	\$0					\$0
SFMTA	South Van Ness Traffic Signal Upgrade ⁶	CON	Allocated		\$552,000				\$552,000
SFMTA	South Van Ness Signal Upgrade (12)	CON	Programmed			\$1,434,900			\$1,434,900
SFMTA	Polk Corridor Signal Upgrade ^{2, 5, 7}	PS&E	Programmed	\$0					\$0
SFMTA	Polk Street Traffic Signal Upgrade ²	CON	Allocated	\$382,900					\$382,900
SFMTA	Polk Corridor Signal Upgrade ^{5, 7}	CON	Programmed		\$0				\$0
SFMTA	Polk Streetscape Signal Modifications ⁵	CON	Allocated		\$516,000				\$516,000
SFMTA	Gough Corridor Signal Upgrade (14) ^{8, 10}	PS&E	Programmed	\$0					\$0
SFMTA	Gough Corridor Signal Upgrade (14)	CON	Programmed		\$2,450,000				\$2,450,000
SFMTA	Gough Corridor Signal Upgrade	PS&E	Allocated		\$135,000				\$135,000
SFMTA	Great Highway Traffic Signal Upgrade (8)	CON	Programmed			\$607,729			\$607,729
SFMTA	Van Ness BRT SFGO Signal Improvements	CON	Allocated		\$2,275,000				\$2,275,000
SFMTA	Neighborhood Transportation Improvement Program (NTIP)	PS&E, CON	Programmed		\$357,729				\$357,729

Prop K 5-Year Project List (FY 2014/15 - 2018/19)

Signals and Signs (EP 33)

Programming and Allocations to Date

Pending 9/26/2017 Board

Agency	Project Name	Phase(s)	Status	Fiscal Year					Total
				2014/15	2015/16	2016/17	2017/18	2018/19	
	Total Programmed in 5YPP			\$1,400,691	\$10,538,729	\$6,715,835	\$4,972,351	\$150,000	\$23,777,606
	Total Allocated and Pending in 5YPPs			\$1,408,376	\$7,558,920	\$4,373,206	\$4,514,401	\$0	\$17,854,903
	Total Deobligated in 5YPPs			(\$7,685)	\$0	\$0	\$0	\$0	(\$7,685)
	Total Unallocated in 5YPPs			(\$0)	\$2,979,809	\$2,342,629	\$457,950	\$150,000	\$5,930,388
	Total Programmed in 2014 Strategic Plan			\$3,653,371	\$13,540,229	\$5,062,629	\$657,950	\$150,000	\$23,064,179
	Deobligated from Prior 5YPP Cycles **			\$721,112					\$721,112
	Cumulative Remaining Programming Capacity			\$2,973,793	\$5,975,293	\$4,322,087	\$7,686	\$7,686	\$7,686

** "Deobligated from prior 5YPP cycles" includes deobligations from allocations approved prior to the current 5YPP period.

Programmed
Pending Allocation/ Appropriation
Board Approved Allocation/ Appropriation

FOOTNOTES:

- 5YPP Amendment to fully fund 7th Avenue and Lincoln Way Intersection Improvements (Resolution 15-046, 03/24/2015): Traffic Signal Upgrades (15 Locations): Reduced by \$95,476 in FY 2014/15 design funds. 7th Avenue and Lincoln Way is one of the 15 locations covered by this placeholder.
- 7th Avenue and Lincoln Way: Added project with \$95,476 for construction.
- 5YPP Amendment to reprogram \$382,900 from the PS&E phase to the construction phase of the Polk Street Traffic Signal Upgrade project (Resolution 2015-061, 6/23/2015): To accommodate allocation of \$400,000 for Traffic Signal Conduit Contract (Resolution 15-061, 6/23/2015): Reduced placeholder for Follow-the-Paving (Spot Traffic Signal Improvements) from \$200,000 in FY 2014/15 and \$200,000 in FY 2015/16 design/construction funds to \$0.
Added Traffic Signal Conduit Contract with \$400,000 in FY 2015/16 construction funds.
- To accommodate allocation of \$518,000 for Traffic Signal Conduit Contract (Resolution 15-061, 6/23/2015):
Reduced programming for Traffic Signal Upgrades (15 Locations) from \$564,524 in FY 2014/15 design funds to \$46,524;
Added Traffic Signal Upgrade Contract 34 [Vision Zero] with \$518,000 in FY 2015/16 design funds.
- To accommodate allocation of \$516,000 for Polk Streetscape Signal Modifications project (Resolution 2016-028, 12/15/2015):
Polk Corridor Signal Upgrade: Reduced by \$277,100 in FY2014/15 design funds and \$238,900 in FY2015/16 construction funds.
Added Polk Streetscape Signal Modifications with \$516,000 in FY2015/16 construction funds.

**Prop K 5-Year Project List (FY 2014/15 - 2018/19)
Signals and Signs (EP 33)**

Programming and Allocations to Date

Pending 9/26/2017 Board

Agency	Project Name	Phase(s)	Status	Fiscal Year				Total
				2014/15	2015/16	2016/17	2017/18	

⁶ To accommodate allocation of \$552,000 for South Van Ness Signal Upgrade project (Resolution 2016-040, 2/23/2016):

South Van Ness Conduit Installation: Reduced by \$200,000 in FY2014/15 design/construction funds.

South Van Ness Signal Upgrade: Reduced by \$352,000 in FY2014/15 design funds.

Added South Van Ness Signal Upgrade with \$552,000 in FY2015/16 construction funds.

⁷ To accommodate allocation of \$1,358,206 to Webster Street Pedestrian Signals (Resolution 17-002, 7/26/2016)

Traffic Signal Upgrades: Reduced by \$46,524 in FY2014/15 design funds. Project to be funded via Prop B.

Traffic Signal Visibility Upgrades: Reduced by \$300,000 in FY2015/16 construction funds. Project to be funded via Prop B.

Polk Corridor Signal Upgrade: Reduced by \$277,100 in FY2014/15 design funds and \$706,500 in FY2015/16 construction funds. Project to be completed under budget.

⁸ Cumulative Remaining Programming Capacity (Funds Deobligated from Prior 5YPP Cycles): Reduced from \$239,713 to \$211,631.

5YPP amendment to fully fund Eddy and Ellis Traffic Calming Improvement (Resolution 17-07, 9/27/2016)

Gough Corridor Signal Upgrade (14): Reduced by \$167,729 in FY2014/15 design funds. Project is fully funded and in progress.

Eddy and Ellis Traffic Calming Improvement: Increased by \$167,729 to fully fund construction in FY2016/17.

⁹ 5YPP amendment to fully fund Webster Street Pedestrian Signals - Additional Funds (Resolution 17-035,03/21/2017)

Cumulative Remaining Programming Capacity (Funds Deobligated from Prior 5YPP Cycles): Reduced from \$354,394 to \$169,394.

Webster Street Pedestrian Signals - Additional Funds: Added project with \$185,000 in FY2016/17 construction funds.

¹⁰ 5YPP amendment to fund Traffic Signal Upgrade Contract 34 (Resolution 2018-004, 7/25/2017)

Traffic Signal Upgrades (15 Locations): Placeholders reduced from \$2,640,000 to \$0 in FY 2015/16 design funds and \$660,000 to \$0 in FY 2015/16 construction funds.

South Van Ness Signal Upgrade (12): Reduced from \$46,100 to \$0 in FY 2014/15 design funds. Project is in construction and is fully funded with SFMTA Operating funds.

Gough Corridor Signal Upgrade (14): Reduced from \$160,271 to \$0 in FY 2014/15 design funds. Project is in construction and is fully funded with Prop AA funds.

Cumulative Remaining Programming Capacity (Funds Deobligated from Prior 5YPP Cycles): Reduced from \$508,030 to \$0.

Traffic Signal Upgrade Contract 34: Added project with \$4,014,401 in FY 2017/18 construction funds.

¹¹ 5YPP amendment to fund California Street Laurel Village Improvement Project - Traffic Signals (Resolution 2018-0XX, 9/26/2017)

Follow-the-Paving (Spot Traffic Signal Improvements): Reduced placeholders from \$200,000 to \$0 in each of FYs 2016/17 and 2017/18.

Franklin/Divisadero Corridor Signal Upgrade: Reduced by \$100,000 in FY 2015/16 . Project is fully funded and in construction.

California Street Laurel Village Improvement Project - Traffic Signals: Added project with \$500,000 in FY2017/18 for construction.

**San Francisco County Transportation Authority
Prop K/Prop AA Allocation Request Form**

FY of Allocation Action: 2017/18

Project Name: Safe Streets Project Evaluation Program

Grant Recipient: San Francisco Municipal Transportation Agency - DPT

EXPENDITURE PLAN INFORMATION

Prop K EP category: Bicycle Circulation/Safety: (EP-39)

Prop K EP Line Number (Primary): 39 **Current Prop K Request:** \$ 320,000
Prop K Other EP Line Numbers: 40

Supervisorial District(s): Citywide

REQUEST

Brief Project Description (type below)

Evaluate the impact of street design and engineering improvements on bicycle and pedestrian safety in support of the Vision Zero safe streets initiative. The evaluation program will track trends over time and provide evidence-based recommendations to inform future project design by analyzing how upgraded street designs impact safety and comfort.

Detailed Scope, Project Benefits and Community Outreach (type below)

See attached scope document.

Project Location (type below)

Citywide

Project Phase (select dropdown below)

Planning/Conceptual Engineering (PLAN)

Map or Drawings Attached? Yes

Other Items Attached? Yes

5YPP/STRATEGIC PLAN INFORMATION

**Type of Project in the Prop K
5YPP/Prop AA Strategic Plan?** New Project

Please describe and justify the necessary amendment:

To fund this request, the SFMTA is requesting amendments to the Bicycle Circulation and Safety and Pedestrian Circulation and Safety 5YPPs. The proposed amendment to the Bicycle Circulation and Safety 5YPP would reprogram \$189,850 in Prop K funds from the Bicycle Network Expansion and Upgrade placeholders in FYs 14/15 and 15/16 to the subject project. This would leave \$1,197,096 in Prop K funds available for allocation in FY 17/18 from Bicycle Network Expansion and Upgrade placeholders. The amendment to the Pedestrian Circulation and Safety 5YPP would reprogram \$130,150 in deobligated funds from projects completed under budget to the subject project.

E6-116

Background

The San Francisco Municipal Transportation Agency (SFMTA) requests Prop K funding in the amount of **\$320,000** to implement the Vision Zero Safe Streets Project Evaluation Program. The Safe Streets Project Evaluation Program provides analysis of bicycle and pedestrian safety improvements and evidence-based solutions to support the Vision Zero Safe Streets initiative to reduce fatal accidents to 0 by 2024. This document summarizes program goals, work completed to date, and the scope of work for which funding is requested. SFMTA is requesting concurrent amendments to the Prop K Bicycle Circulation/Safety and Pedestrian Circulation/Safety 5YPPs to fund this request.

Purpose of Evaluation

The Vision Zero Initiative seeks to plan, design, and build streets that increase safety and reduce fatal crashes. The Vision Zero Safe Streets Project Evaluation Program's primary goal is to help staff and stakeholders understand how street design projects can support this mission. The Project Evaluation Program is also committed to understanding and reporting on the impact of bicycle and pedestrian projects on neighborhoods and evaluating their overall effectiveness. The Program will standardize evaluation practices and provide guidance and resources to ensure that the most important projects incorporate consistent, high quality evaluations, while evaluations of more routine projects can be conducted with minimal effort by project managers. Lastly, by using consistent metrics across projects, the Program will illuminate how upgraded street designs impact safety and comfort, facilitate tracking trends over time, evaluate project performance, and improve the performance of future projects funded by Prop K. With a robust evaluation framework, we ensure that the projects we develop have the best chance of success based on lessons from past efforts.

Progress to Date

To meet the goals of the Vision Zero, the SFMTA has completed several tasks to initiate and formalize the Vision Zero Safe Street Projects Evaluation Program, including developing a Project Evaluation Handbook, an Evaluation Project list for 2017-2018, and identifying key SFMTA staff to manage the program. Each of these tasks is described briefly below:

Handbook and Standard Operating Procedures

The Project Evaluation Program has contracted with Kittelson & Associates, Inc. to develop a Project Evaluation Handbook. The Handbook will serve as a "how-to" evaluation guide for staff and future consultants. The Handbook outlines how to:

- Develop an Evaluation Framework
- Set up an Evaluation Plan and Budget
- Implement the Evaluation Plan
- Develop an Evaluation Summary of Findings through reports, fact sheets or blog posts

The Handbook will also include Standard Operating Procedures (SOPs) and templates for data collection and analysis as well as an Evaluation Framework to organize and link project goals/questions with evaluation categories, analysis, data collection methods, and findings. The Framework will provide guidance for the Evaluation Plan (strategy for analysis and data collection) and inform the Summary of Findings at the close of an evaluation. As part of their work, Kittelson is developing pilot evaluation

reports for three current projects: the 7th and 8th Street Safety Project, the Upper Market Safety Project, and the 9th Street and Division Street Protected Intersection Project. The pilot evaluations are expected to help the SFMTA to better understand the successes and failures of various data collection procedures, to identify key metrics and findings, and to refine the intercept/online survey questions and process. Both the findings from the pilot evaluations as well as the lessons learned during the pilot evaluation process will inform both the final Handbook and the overall Vision Zero Safe Streets Project Evaluation Program, enabling staff to more efficiently conduct future evaluations.

FY17-18 Proposed Project Evaluation List

The SFMTA identified a Proposed Project Evaluation List for current or future projects that will require evaluation in FY17-18 (see **Table 1** on the pages 4 and 5). This list was created using information from the Capital Improvements Plan (CIP) combined with individual project scopes. Projects that warrant the need for evaluation and are on this list generally incorporate innovative treatments, garner public interest, and/or require feedback that will be used to inform design changes.

These projects have been separated by project status:

- *Complete* – Project is already constructed, but evaluation is still needed.
- *Approved* – Project has received required SFMTA Board approvals and/or environmental determination. Implementation is pending.
- *Planned* – Project is programmed in the SFMTA Capital Improvement Program, and is anticipated to begin construction during the timeframe of this grant. However, project scopes are subject to change through the planning process.

The estimated completion dates for each project is shown in Table 1 however is subject to change based on individual project schedule needs and changes. The SFMTA recognizes that many of the projects listed here have completion dates towards the end of 2018 or later, which would not allow for project evaluations and findings to be included in a 2018 summary report that could be produced at the end of this grant timeline. However, funding for these projects would go toward creating Evaluation Frameworks/Plans for each of these projects, collecting all necessary pre-data, and potential interim evaluation findings if applicable. The SFMTA envisions the Vision Zero Safe Streets Evaluation Program to continue beyond 2018 therefore final findings for these projects would be published after the projects are completed.

The projects are also categorized by evaluation scale. Minor or targeted evaluations require a small to mid-level of data collection and analysis, with evaluation targeted to a few key questions for each project. An example a minor/targeted evaluation is the “Division Street and 13th Street Protected Bike Lanes Evaluation”. This will be a simple evaluation that will involve before and after bicycle counts, vehicle counts, and a collision history to understand changes to safety and mobility after the installation of protected bike lanes. Full evaluations require a large amount of data collection and analysis, and may require the help of a consultant. Full evaluations are recommended for most major streetscape projects, which are anticipated to have multi-modal impacts and benefits. An example of a full evaluation is the “6th Street Safety Improvements Project”, which will involve collecting a wide range of data, from pedestrian, bicycle, and vehicle counts to more detailed before and after conflict behavior, compliance statistics, and intercept surveys. A full scale evaluation should reveal findings that relate to safety, mobility and behavior trends as well as perceived safety by users of the corridor.

E6-118

Note that the project list may require revision during the first cycle of the Program as scopes evolve; projects may need to be either added or removed in which case the SFMTA will submit a revised project list.

Supervisor districts are also shown in the Proposed Project Evaluation List (see **Table 1**) and visually in **Figure 1**. The largest number of evaluations are concentrated in District 6, which corresponds to the largest concentration of streets within the Vision Zero High Injury Network.

Evaluation Key Staff

To date, an Evaluation Team has been formed to manage the Vision Zero Safe Streets Project Evaluation Program and meets monthly. The committee has identified a Program Manager and a Program Coordinator, who will dedicate a portion of their time to the Program including introducing the program to staff and developing a database/tracking system for ongoing evaluation work.

Coordination across Agencies

The Vision Zero Evaluation and Data Committee is a multi-agency Committee that includes representatives from DPH, SFMTA, SFCTA, SFPD, SFPW, SF Planning and the Controller's Office. The current Committee Chair is Megan Weir from the Department of Public Health. The Committee oversees four areas of Vision Zero evaluation: Safe Streets (i.e., engineering treatments); Safe People; Safe Vehicles; and overall programmatic evaluation. The current request for funding covers the Safe Streets component and will be led by the SFMTA as the agency with primary responsibility for implementing engineering improvements.

The Evaluation and Data Committee will provide strategic direction to the subject project, and will receive quarterly progress updates.

Program Scope to be Funded by Prop K

The SFMTA has created an estimated budget for the Vision Zero Safe Streets Project Evaluation Program for FY 17-18 that totals approximately \$450,000 for the 43 projects targeted for evaluation. While progress has been made and operating funds have been identified to cover some staff time and data collection, there is still an estimated **\$320,000** needed to fund the evaluations on the FY17-18 Proposed Project Evaluation List. This budget includes funding for SFMTA staff time (Program Manager and Program Coordinator), data collection, and consultant contracts. Proposed consultant contracts will be advertised in a competitive bid process.

Program Schedule and Milestones

The SFMTA expects the initial cycle of the Program to extend over an 18-month period. Certain aspects of the program have already been initiated and will continue through July and August 2017, such as the completion of the Evaluation Handbook and the first phase of pre-data collection for projects on the Proposed Evaluation Project List. Additional Prop K funding in September 2017 would allow the Program to progress, allowing for additional data collection (both before and after data). The Program will create an initial *Preliminary Safe Streets Evaluation Findings Report* in January 2018. By the middle of the 18-month cycle in July 2018, the program will publish findings from the first phase of pre- and post-data collection (Phase 1) in a *Mid-Year Safe-Streets Project Evaluation Program Report*. By January 2019, The Safe Streets Project Evaluation Program will be able to publish a comprehensive *Annual Safe Streets*

Project Evaluation Program Report. See the proposed schedule diagram (**Figure 2**) on at the end of this document for additional details.

Proposed Tasks and Deliverables

Because there are multiple projects to evaluate, each of the timelines per task will overlap as some project will be at the beginning stages of evaluation while others are further along. Proposed deliverables during the course of the Program cycle include the following:

Task 1 **Project Initiation and Management**

Cost: \$266,000

Task Timeline: September 2017- January 2019

Responsible Party: SFMTA staff

Deliverables:

Deliverable 1A: Kick-off Meeting with the SFCTA

Deliverable 1B: Quarterly Progress Updates

Task 2 **Pre-Data Collection Phase 1**

Cost: \$25,000

Task Timeline: September 2017- December 2017

Responsible Party: SFMTA staff/Consultants

Deliverables:

Deliverable 2A: As-needed Updates

Task 3 **Post-Data Collection Phase 1**

Cost: \$25,000

Task Timeline: December 2017- May 2018

Responsible Party: SFMTA staff/Consultants

Deliverables:

Deliverable 3A: As-needed Updates

Task 4 **Completed Project Evaluations Phase 1**

Cost: \$22,000

Task Timeline: June 2018 - July 2018

Responsible Party: SFMTA staff/Consultants

Deliverables:

Deliverable 4A: Mid-Year Safe-Streets Project Evaluation Program Report

In July 2018, the SFMTA will publish findings from Phase 1 of Data Collection.

E6-120

Task 5 Pre-Data Collection Phase 2
Cost: \$25,000
Task Timeline: December 2017- May 2018
Responsible Party: SFMTA staff/Consultants

Deliverables:

Deliverable 5A: As-needed Updates

Task 6 Post-Data Collection Phase 2
Cost: \$25,000
Task Timeline: May 2018 – November 2018
Responsible Party: SFMTA staff/Consultants

Deliverables:

Deliverable 6A: As-needed Updates

Task 7 Completed Project Evaluations Phase 2
Cost: \$22,000
Task Timeline: November 2018- December 2018
Responsible Party: SFMTA staff/Consultants

Deliverables:

Deliverable 7A: Annual Safe Streets Project Evaluation Program Report

At the end of calendar year, the Evaluation Team will create an annual report with a selection of data and findings that showcase progress made.

Task 8 Reports and Key Presentations
Cost: \$40,000
Task Timeline: September 2017 – January 2019
Responsible Party: SFMTA staff/Consultants

Deliverables:

Deliverable 7A: Project Evaluation Fact Sheets

The Fact Sheets will be one- to two-page graphic visualizations that communicate key findings of a project evaluation. For each project evaluation, these sheets will look similar and may contain infographics, charts, and/or pictures to help summarize findings.

Deliverable 7B: Project Evaluation Reports

Some larger project evaluations will require a full Evaluation Report; these will be shared as they are produced.

Deliverable 7C: Key Presentations

The SFMTA will be available to make presentations to the SFCTA Board Members and other stakeholders as needed.

**San Francisco County Transportation Authority
Prop K/Prop AA Allocation Request Form**

Project Name: Safe Streets Project Evaluation Program

ENVIRONMENTAL CLEARANCE

Environmental Type: N/A

PROJECT DELIVERY MILESTONES

Enter dates below for ALL project phases, not just for the current request, based on the best information available. For PLANNING requests, please only enter the schedule information for the PLANNING phase.

Phase	Start		End	
	Quarter	Calendar Year	Quarter	Calendar Year
Planning/Conceptual Engineering (PLAN)	Jul-Sep	2017	Jan-Mar	2019
Environmental Studies (PA&ED)				
Right-of-Way				
Design Engineering (PS&E)				
Advertise Construction				
Start Construction (e.g. Award Contract)				
Operations (i.e., paratransit)				
Open for Use				
Project Completion (means last eligible expenditure)				

SCHEDULE DETAILS

Provide dates for any COMMUNITY OUTREACH planned during the requested phase(s). Identify PROJECT COORDINATION with other projects in the area (e.g. paving, MUNI Forward) and relevant milestone dates (e.g. design needs to be done by DATE to meet paving schedule). List any timely use-of-funds deadlines (e.g. federal obligation deadline). If a project is comprised of MULTIPLE SUB-PROJECTS, provide milestones for each sub-project. For PLANNING EFFORTS, provide start/end dates for each task.

Task 1: Project Initiation and Management: September 2017- January 2019 (duration of 18-mo cycle)

Task 2: Pre-Data Collection Phase 1: September 2017- December 2017

Task 3: Post-Data Collection Phase 1: December 2017- May 2018

Task 4: Completed Project Evaluations Phase 1: June 2018 - July 2018

Task 5: Pre-Data Collection Phase 2: December 2017- May 2018

Task 6: Post-Data Collection Phase 2: May 2018 – November 2018

Task 7: Completed Project Evaluations Phase 2: November 2018- December 2018

Task 8: Reports and Key Presentations: September 2017 – January 2019

San Francisco County Transportation Authority Prop K/Prop AA Allocation Request Form

Project Name: Safe Streets Project Evaluation Program

FUNDING PLAN - FOR CURRENT REQUEST

Enter the funding plan for the phase(s) that are the subject of the CURRENT REQUEST. Totals should match those shown in the Cost Summary below.

Prop K EP Category	EP Line Number	Amount	If requesting funds from multiple, EP line items, use table at left to indicate the amount requested from each line item.
Bicycle Circulation/Safety: (EP-39)	39	\$ 189,850	
Pedestrian Circulation/Safety: (EP-40)	40	\$ 130,150	
Total:		\$ 320,000	

Fund Source	Planned	Programmed	Allocated	Total
Prop K	\$ 320,000	\$ -	\$ -	\$ 320,000
Prop AA	\$ -	\$ -	\$ -	\$ -
Operating Funds	\$ -	\$ -	\$ 130,000	\$ 130,000
Total:	\$ 320,000	\$ -	\$ 130,000	\$ 450,000

COST SUMMARY

Phase	Total Cost	Prop K - Current Request	Prop AA - Current Request	Source of Cost Estimate
Planning/Conceptual Engineering (PLAN)	\$ 450,000	\$ 320,000		Staff Hourly Rates, Simliar work for Consultant Costs
Environmental Studies (PA&ED)	\$ -	\$ -		
Right-of-Way	\$ -	\$ -		
Design Engineering (PS&E)	\$ -	\$ -	\$ -	
Construction (CON)	\$ -	\$ -	\$ -	
Operations (Paratransit)	\$ -	\$ -		
Total:	\$ 450,000	\$ 320,000	\$ -	

% Complete of Design: as of
 Expected Useful Life: Years

PROPOSED REIMBURSEMENT SCHEDULE FOR CURRENT REQUEST (instructions as noted below)

Use the table below to enter the proposed reimbursement schedule for the current request. Prop K and Prop AA policy assume these funds will not be reimbursed at a rate greater than their proportional share of the funding plan for the relevant phase unless justification is provided for a more aggressive reimbursement rate. If the current request is for multiple phases, please provide separate reimbursement schedules by phase. If the proposed schedule exceeds the years available, please attach a file with the requested information.

Fund Source	FY 2016/17	FY 2017/18	FY 2018/19	FY 2019/20	FY 2020/21+	Total
Prop K		\$ 256,000	\$ 64,000	\$ -	\$ -	\$ 320,000

San Francisco County Transportation Authority
 Prop K/Prop AA Allocation Request Form

Project Name: Safe Streets Project Evaluation Program

MAJOR LINE ITEM BUDGET

SAMPLE PROJECT BUDGET - PLANNING

Agency	Task 1 - Project Initiation & Management	Task 2 - Pre-Data Collection Phase 1	Task 3 - Post Data Collection Phase 1	Task 4 - Completed Project Evaluations Phase 1	Task 5 - Pre-Data Collection Phase 2	Task 6 - Post-Data Collection Phase 2	Task 7 - Completed Project Evaluations Phase 2	Task 8 - Reports and Key Presentations	Total
SFMTA	\$ 252,056	\$ -	\$ -	\$ -	\$ -	\$ -	\$ -	\$ -	\$ 252,056
Consultant	\$ 14,000	\$ 25,000	\$ 25,000	\$ 22,000	\$ 25,000	\$ 25,000	\$ 22,000	\$ 40,000	\$ 198,000
City Attorney Review Fees *	\$ 500	\$ -	\$ -	\$ -	\$ -	\$ -	\$ -	\$ -	\$ 500
Total	\$ 266,556	\$ 25,000	\$ 25,000	\$ 22,000	\$ 25,000	\$ 25,000	\$ 22,000	\$ 40,000	\$ 450,556

*round to \$450,000

DETAILED LABOR COST ESTIMATE - BY AGENCY

SFMTA	Hours	Base Hourly Rate	Overhead Multiplier	Fully Burdened Hourly Cost	FTE	Total
Planner I	1420	\$ 36.14	0.36	\$ 99.50	0.68	\$ 141,290
Transportation Planner III	520	\$ 52.15	0.38	\$ 138.32	0.25	\$ 71,926
Other Staff	240	\$ 61.77	0.38	\$ 161.83	0.12	\$ 38,839
Contingency	0	\$ -	-	\$ -	0.00	\$ -
Total	2180				1.05	\$ 252,056

Consultant	Hours	Base Hourly Rate	Overhead Multiplier	Fully Burdened Hourly Cost	FTE	Total
Project Principal	150	\$ -	-	\$ 272.00		\$ 40,800
Senior Planner	795	\$ -	-	\$ 180.00		\$ 143,100
Contingency	0	\$ -	-	\$ -		\$ 14,310
Total	945					\$ 198,210

*round to \$198,000

San Francisco County Transportation Authority
 Prop K/Prop AA Allocation Request Form

TRANSPORTATION AUTHORITY RECOMMENDATION

This section is to be completed by Transportation Authority Staff.

Last Updated: 8/25/2017 Res. No: _____ Res. Date: _____

Project Name: Safe Streets Project Evaluation Program

Grant Recipient: San Francisco Municipal Transportation Agency - DPT

		Action	Amount	Phase
Funding Recommended:		Prop K Allocation	\$ 189,850	Planning/Conceptual Engineering (PLAN)
		Prop K Allocation	\$ 130,150	Planning/Conceptual Engineering (PLAN)
		Total:	\$ 320,000	

Total Prop K Funds: \$ 320,000 Total Prop AA Funds: \$ -

Justification for multi-phase recommendations and notes for multi-sponsor recommendations:

Fund Expiration Date: 09/30/2019 Eligible expenses must be incurred prior to this date.

Deliverables:

1. Quarterly progress reports (QPRs) shall include any revisions/updates to the list of projects that will be evaluated, digital copies of Project Evaluation Fact Sheets and Project Evaluation Reports completed in the reporting period, and copies of the quarterly progress updates provided to the Vision Zero Evaluation and Data Committee, in addition to the standard requirements for QPRs (See Standard Grant Agreement for details).
2. Upon completion (anticipated January 2018), provide a digital copy of the Preliminary Safe Streets Evaluation Findings Report.
3. Upon completion (anticipated July 2018), provide a digital copy of the Mid-Year Safe Streets Project Evaluation Program Report.
4. Upon completion (anticipated January 2019), provide a digital copy of the Annual Safe Streets Project Evaluation Program Report.

Special Conditions:

1. The recommended allocation is contingent upon concurrent amendments of the Bicycle Circulation/Safety and Pedestrian Circulation/Safety 5YPPs. See attached 5YPP amendments for details.
2. The Transportation Authority will only reimburse SFMTA up to the approved overhead multiplier rate for the fiscal year that SFMTA incurs charges.

San Francisco County Transportation Authority
 Prop K/Prop AA Allocation Request Form

TRANSPORTATION AUTHORITY RECOMMENDATION

This section is to be completed by Transportation Authority Staff.

Last Updated: 8/25/2017 Res. No: Res. Date:

Project Name: Safe Streets Project Evaluation Program

Grant Recipient: San Francisco Municipal Transportation Agency - DPT

Notes:

- SFMTA will present project updates to the Vision Zero Committee.

Metric	Prop K	Prop AA
Actual Leveraging - Current Request	28.89%	No Prop AA
Actual Leveraging - This Project	28.89%	No Prop AA

SFCTA Project P&PD
 Reviewer:

SGA PROJECT NUMBER

Sponsor: San Francisco Municipal Transportation Agency - DPT

SGA Project Number: 139-xxxxx Name: Safe Streets Project Evaluation - Bicycle Safety

Phase: Planning/Conceptual Engineering (PLAN) Fund Share: 71.11%

Cash Flow Distribution Schedule by Fiscal Year						
Fund Source	FY 2016/17	FY 2017/18	FY 2018/19	FY 2019/20	FY 2020/21+	Total
Prop K		\$125,850	\$ 64,000			\$189,850

Sponsor: San Francisco Municipal Transportation Agency - DPT

SGA Project Number: 140-xxxxx Name: Safe Streets Project Evaluation - Pedestrian Safety

Phase: Planning/Conceptual Engineering (PLAN) Fund Share: 71.11%

Cash Flow Distribution Schedule by Fiscal Year						
Fund Source	FY 2016/17	FY 2017/18	FY 2018/19	FY 2019/20	FY 2020/21+	Total
Prop K		\$130,150				\$130,150

San Francisco County Transportation Authority Prop K/Prop AA Allocation Request Form

FY of Allocation Action: 2017/18

Current Prop K Request: \$ 320,000

Current Prop AA Request: \$ -

Project Name: Safe Streets Project Evaluation Program

Grant Recipient: San Francisco Municipal Transportation Agency - DPT

1) The requested sales tax and/or vehicle registration fee revenues will be used to supplement and under no circumstance replace existing local revenues used for transportation purposes.

Required for Allocation Request Form Submission Initials of sponsor staff member verifying the above statement
JCG

CONTACT INFORMATION

Project Manager

Grants Section Contact

Name: Thalia Leng

Joel C. Goldberg

Title: Transportation Planner III (5289)

Manager,
Capital Procurement and Management

Phone: 415-701-4762

415-646-2520

Email: thalia.leng@sfmta.com

Joel.Goldberg@sfmta.com

Table 1: FY2017-2018 Evaluation Project List

No	Project Title	Evaluation Type	Project Status	Estimated Completion Date	District
Completed Projects					
1	7th Street and 8th Street Safety Project	Full	Complete	N/A	6
2	9th Street/Division Street Protected Intersection	Full	Complete	N/A	6,10
3	City-Wide Traffic Calming	Full	Complete	N/A	Citywide
4	Division Street and 13th Street Protected Bike Lanes	Minor/targeted	Complete	N/A	6,10
5	Protected Bikeway Enhancement Evaluation	Minor/targeted	Complete	N/A	Citywide
6	Mansell Streetscape Improvement Project	Minor/targeted	Complete	N/A	9,10
7	Vicente Street Bicycle Safety Improvements	Minor/targeted	Complete	August 2017	4,7
Approved Projects					
8	2nd Street Streetscape	Full	Approved	Fall 2019*	6
9	Arguello Boulevard Safety Project	Minor/targeted	Approved	Winter 2019*	1,2
10	Eddy Street Two Way Conversion	Full	Approved	Fall 2017	6
11	Embarcadero Near-Term Improvements	Minor/targeted	Approved	Fall 2017	3,6
12	Folsom Transbay Streetscape	Full	Approved	Fall 2018*	6
13	Hairball Intersection Improvements (near and long term)	Minor/targeted	Approved	Fall 2017/Winter 2019*	9,10
14	Masonic Avenue Streetscape Project	Full	Approved	Spring 2018	1,2,5
15	Page Street (Webster to Market) - Near Term	Minor/targeted	Approved	Spring 2018	5
16	Palou/Quesada WalkFirst Corridor Improvements	Minor/targeted	Approved	Winter 2018	10
17	Rectangular Rapid Flash Beacon Construction	Minor/targeted	Approved	Winter 2018	Citywide
18	Upper Market Safety Project	Full	Approved	Winter 2018	8
19	WalkFirst Innovative Pedestrian Treatments	Minor/targeted	Approved	Summer 2018	Citywide
20	Wiggle Neighborhood Green Corridor	Full	Approved	Fall 2017	5

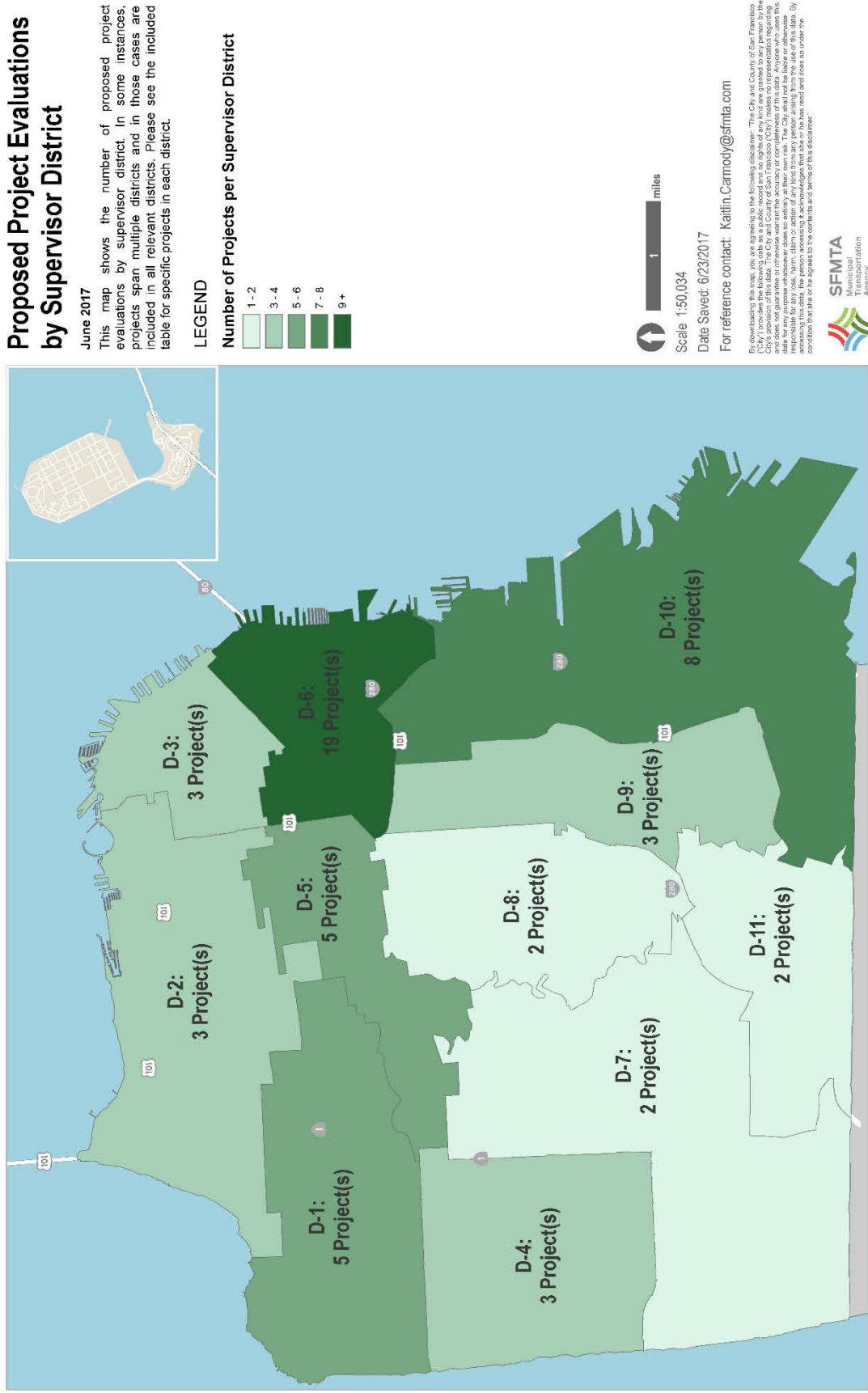
**These projects are estimated for completion at the end of or after 2018, therefore final project evaluation cannot be completed during the period of this grant. However, grant funding may go towards pre-data collection efforts and any interim data/findings.*

Table 1: FY2017-2018 Evaluation Project List (continued)

No	Project Title	Evaluation Type	Project Status	Estimated Completion Date	District
Planned Projects					
21	11th Street Corridor	Minor/targeted	Planned	Spring 2018	6
22	20th Ave Neighborway	Minor/targeted	Planned	TBD*	4,7
23	Central Richmond Neighborway	Minor/targeted	Planned	TBD*	1
24	5th Street Streetscape	Full	Planned	Winter 2021*	6
25	6th Street Safety Improvements (near term and long term)	Full	Planned	Summer 2018/Spring 2020*	6
26	7th Street Streetscape	Full	Planned	Fall 2020*	6
27	8th Avenue Neighborway	Full	Planned	Summer 2018	1
28	8th Street Safety Improvements – Phase 2	Full	Planned	Spring 2018	6
29	Brannan Safety Improvements	Minor/targeted	Planned	Spring 2019*	6
30	Broadway Safety Improvement (Polk to Fillmore)	Minor/targeted	Planned	Winter 2018	2,3
31	Civic Center Public Realm Plan	Full	Planned	TBD	6
32	District 11 Traffic Calming Project	Full	Planned	TBD	11
33	Folsom Near-Term Streetscape	Full	Planned	Winter 2018	6
34	Glen Park Phase II	Minor/targeted	Planned	TBD	8
35	Golden Gate Park Traffic Safety Project	Full	Planned	Spring 2018	1,4,5
36	Indiana Street Bikeway	Minor/targeted	Planned	Fall 2018*	10
37	Mission/Geneva Pedestrian Safety and Transit	Full	Planned	TBD*	10,11
38	Octavia Boulevard Enhancement Project	Minor/targeted	Planned	TBD*	5
39	Safer Taylor Street	Full	Planned	Fall 2022*	3,6
40	Shotwell Neighborway	Minor/targeted	Planned	TBD*	9
41	Terry Francois Protected Bike Lanes	Full	Planned	Summer 2019*	6
42	Townsend Street Multimodal Improvements	Full	Planned	TBD*	6,10
43	Turk Street Safety Project	Full	Planned	TBD*	6

**These projects are estimated for completion at the end of or after 2018, therefore final project evaluation cannot be completed during the period of this grant. However, grant funding may go towards pre-data collection efforts and any interim data/findings.*

Figure 1: FY17-18 Proposed Project Evaluations by Supervisor District



Prop K 5-Year Project List (FY 2014/15 - 2018/19)
Bicycle Circulation and Safety (EP 39)
Programming and Allocations to Date

Pending September 26, 2017

Agency	Project Name	Phase	Status	Fiscal Year				Total
				2014/15	2015/16	2016/17	2017/18	
Bicycle Safety, Education and Outreach								
SFMTA	Bike To Work Day 2015 ⁵	CON	Allocated	\$76,000				\$76,000
SFMTA	Bike To Work Day 2015 ⁵	CON	Deobligated	(\$11,000)				(\$11,000)
SFMTA	Bike To Work Day Promotion ⁸	CON	Programmed		\$0			\$0
SFMTA	Bike To Work Day Promotion	CON	Allocated			\$38,475		\$38,475
SFMTA	Bike To Work Day Promotion	CON	Programmed				\$38,475	\$38,475
SFMTA	Bike To Work Day Promotion	CON	Programmed				\$38,475	\$38,475
SFMTA	Bicycle Promotion ^{5, 8}	PLAN	Programmed	\$0				\$0
SFMTA	Bicycle Promotion ⁸	CON	Programmed		\$0			\$0
SFMTA	Bicycle Promotion	CON	Programmed			\$31,198		\$31,198
SFMTA	Bicycle Promotion	CON	Programmed				\$15,599	\$15,599
SFMTA	Bicycle Safety, Education & Outreach (e.g., Classes)	CON	Programmed	\$0				\$0
SFMTA	Bicycle Safety Education Classes	CON	Allocated	\$72,000				\$72,000
SFMTA	Bicycle Safety Education Classes	CON	Deobligated	(\$4,694)				(\$4,694)
SFMTA	Bicycle Safety Education and Outreach ⁸	CON	Allocated		\$170,000			\$170,000
SFMTA	Bicycle Safety, Education & Outreach (e.g., Classes) ⁸	CON	Programmed		\$63,415			\$63,415
SFMTA	Youth Bicycle Safety Education Classes	CON	Allocated		\$87,563			\$87,563
SFMTA	Youth Bicycle Safety Education Classes	CON	Deobligated		(\$7,563)			(\$7,563)

Prop K 5-Year Project List (FY 2014/15 - 2018/19)
Bicycle Circulation and Safety (EP 39)
Programming and Allocations to Date

Pending September 26, 2017

Agency	Project Name	Phase	Status	Fiscal Year					Total
				2014/15	2015/16	2016/17	2017/18	2018/19	
SFMTA	Bicycle Safety, Education & Outreach (e.g., Classes)	CON	Programmed			\$117,258			\$117,258
SFMTA	Bicycle Safety, Education & Outreach (e.g., Classes)	CON	Programmed				\$117,258		\$117,258
System Performance and Innovation									
SFMTA	Bicycle Counters & Barometers	DES/ CON	Programmed	\$2,500					\$2,500
SFMTA	Bicycle Counters & Barometers	CON	Allocated	\$97,500					\$97,500
SFMTA	Bicycle Counters & Barometers	CON	Deobligated				(\$18,008)		(\$18,008)
SFMTA	Bicycle Counters & Barometers	DES/ CON	Programmed				\$51,615		\$51,615
SFMTA	Market Street Green Bike Lanes and Raised Cycletrack ²	CON	Allocated	\$758,400					\$758,400
SFMTA	Innovative Treatments ²	PLAN	Programmed	\$0					\$0
SFMTA	Innovative Treatments	PLAN	Programmed		\$5,600				\$5,600
SFMTA	Innovative Treatments	PLAN	Programmed			\$5,600			\$5,600
SFMTA	Innovative Treatments	PLAN	Programmed				\$5,600		\$5,600
SFMTA	Innovative Treatments ²	DES	Programmed	\$0					\$0
SFMTA	Innovative Treatments	DES	Programmed		\$14,400				\$14,400
SFMTA	Innovative Treatments	DES	Programmed			\$14,400			\$14,400
SFMTA	Innovative Treatments	DES	Programmed				\$14,400		\$14,400
SFMTA	Innovative Treatments	DES	Programmed					\$14,400	\$14,400
SFMTA	Innovative Treatments ²	CON	Programmed	\$0					\$0

Prop K 5-Year Project List (FY 2014/15 - 2018/19)

**Bicycle Circulation and Safety (EP 39)
Programming and Allocations to Date**

Pending September 26, 2017

Agency	Project Name	Phase	Status	Fiscal Year					Total
				2014/15	2015/16	2016/17	2017/18	2018/19	
SFMTA	Innovative Treatments	CON	Programmed		\$120,000				\$120,000
SFMTA	Innovative Treatments	CON	Programmed			\$120,000			\$120,000
SFMTA	Innovative Treatments	CON	Programmed				\$120,000		\$120,000
SFMTA	Innovative Treatments	CON	Programmed					\$83,974	\$83,974
SFMTA	Spot Improvements ^{2,4}	CON	Programmed	\$0					\$0
SFMTA	5th Street Green Shared Roadway Markings (Sharrows) [Vision Zero]	CON	Allocated	\$82,700					\$82,700
SFMTA	5th Street Green Shared Roadway Markings (Sharrows) [Vision Zero]	CON	Deobligated	(\$10,310)					(\$10,310)
SFMTA	7th Avenue and Lincoln Way Intersection Improvements ⁴	CON	Allocated	\$115,324					\$115,324
SFMTA	Spot Improvements	CON	Programmed		\$197,130				\$197,130
SFMTA	Spot Improvements	CON	Programmed			\$150,000			\$150,000
SFMTA	Spot Improvements	CON	Programmed				\$100,000		\$100,000
SFMTA	Spot Improvements	CON	Programmed					\$20,000	\$20,000
Bicycle Network Expansion and Upgrades									
SFMTA	Bike Strategy Project Planning and Scoping	PLAN	Allocated	\$76,356					\$76,356
SFMTA	Bike Strategy Conceptual Design	PLAN	Allocated	\$100,144					\$100,144
SFMTA	Bicycle Wayfinding Signs - Pilot	PLAN	Allocated		\$20,000				\$20,000
SFMTA	Bicycle Wayfinding Signs - Design	PLAN	Allocated		\$173,000				\$173,000

Prop K 5-Year Project List (FY 2014/15 - 2018/19)
Bicycle Circulation and Safety (EP 39)
Programming and Allocations to Date

Pending September 26, 2017

Agency	Project Name	Phase	Status	Fiscal Year					Total
				2014/15	2015/16	2016/17	2017/18	2018/19	
SFMTA	Bicycle Network Expansion and Upgrades	PLAN	Programmed	\$0					\$0
SFMTA	Bicycle Network Expansion and Upgrades ¹²	PLAN	Programmed		\$0				\$0
SFMTA	Central Richmond Neighborway ¹¹	PLAN	Allocated			\$155,000			\$155,000
SFMTA	Bicycle Network Expansion and Upgrades	DES	Programmed	\$0					\$0
SFMTA	Bicycle Network Expansion and Upgrades	DES	Programmed		\$168,126				\$168,126
SFMTA	Bicycle Network Expansion and Upgrades ^{1, 3, 12}	CON	Programmed	\$0					\$0
SFMTA	Bicycle Network Expansion and Upgrades	CON	Programmed		\$282,970				\$282,970
SFMTA	Bicycle Network Expansion and Upgrades ¹¹	ANY	Programmed			\$295,500			\$295,500
SFMTA	Bicycle Network Expansion and Upgrades	ANY	Programmed				\$450,500		\$450,500
SFMTA	Bicycle Network Expansion and Upgrades	ANY	Programmed					\$450,057	\$450,057
SFMTA	Safe Streets Project Evaluation Program ¹²	PLAN	Pending				\$189,850		\$189,850
SFMTA	Shared Roadway Bicycle Markings (Sharrows) - Environmental, Design ¹	PA&ED, PS&E	Allocated	\$123,882					\$123,882

Prop K 5-Year Project List (FY 2014/15 - 2018/19)
Bicycle Circulation and Safety (EP 39)
Programming and Allocations to Date

Pending September 26, 2017

Agency	Project Name	Phase	Status	Fiscal Year					Total
				2014/15	2015/16	2016/17	2017/18	2018/19	
SFMTA	Shared Roadway Bicycle Markings (Sharrows) - Construction ¹	CON	Allocated	\$132,218					\$132,218
SFMTA	Sharrows	CON	Programmed		\$138,100				\$138,100
SFMTA	Western Addition - Downtown Bikeway Connector [NTIP]	ENV	Programmed	\$62,000					\$62,000
SFMTA	Embarcadero Bikeway Enhancements [NTIP] ⁶	ENV	Programmed	\$150,000					\$150,000
SFMTA	Embarcadero Bikeway Enhancements [NTIP] ⁶	ENV	Programmed		\$50,000				\$50,000
SFMTA	Second Street Vision Zero Improvements [Vision Zero] ³	CON	Allocated	\$158,500					\$158,500
SFMTA	Second Street Vision Zero Improvements [Vision Zero] ³	CON	Deobligated	(\$6)					(\$6)
DPW	Second Street Improvement - EP ³⁹	CON	Allocated			\$110,000			\$110,000
SFMTA	Twin Peaks Connectivity	PLAN, PA&ED	Allocated	\$23,000					\$23,000
SFMTA, or other eligible sponsor	NTIP Placeholder ^{6,7,9,10}	ANY	Programmed		\$147,069				\$147,069
SFMTA	Arguello Boulevard Near-term Improvements [NTIP Capital] ⁹	CON	Allocated		\$188,931				\$188,931
SFMTA	Golden Gate Avenue Buffered Bike Lane [NTIP Capital] ⁷	CON	Allocated		\$50,000				\$50,000

Prop K 5-Year Project List (FY 2014/15 - 2018/19)
Bicycle Circulation and Safety (EP 39)
Programming and Allocations to Date

Pending September 26, 2017

Agency	Project Name	Phase	Status	Fiscal Year					Total
				2014/15	2015/16	2016/17	2017/18	2018/19	
SFMTA	Cesar Chavez/Bayshore/ Potrero Intersection Improvements [NTIP Capital] ⁶	PLAN	Allocated	\$50,000					\$50,000
SFMTA	Cesar Chavez/Bayshore/ Potrero Intersection Improvements [NTIP Capital] ⁶	PLAN	Deobligated			(\$5,314)			(\$5,314)
Transit Access									
Caltrain	San Francisco Bicycle Parking Facility Improvements - Supplemental Funds	CON	Allocated	\$20,000					\$20,000
Caltrain	Caltrain Bike Facility Improvements	DES/ CON	Programmed		\$20,000				\$20,000
Caltrain	Caltrain Bike Facility Improvements	DES/ CON	Programmed				\$20,000		\$20,000
Caltrain	Caltrain Bike Facility Improvements	CON	Programmed		\$180,000				\$180,000
Caltrain	Caltrain Bike Facility Improvements	CON	Programmed				\$180,000		\$180,000
BART	16th/Mission Bike Station [NTIP]	DES	Programmed	\$151,000					\$151,000
BART	24th/Mission Bike Station [NTIP]	DES	Programmed	\$151,000					\$151,000
BART	Glen Park Bike Station	DES	Programmed	\$248,000					\$248,000
Total Programmed in 5YPP				\$2,624,515	\$2,068,741	\$1,032,117	\$1,269,690	\$628,105	\$7,623,167

Prop K 5-Year Project List (FY 2014/15 - 2018/19)

**Bicycle Circulation and Safety (EP 39)
Programming and Allocations to Date**

Pending September 26, 2017

Agency	Project Name	Phase	Status	Fiscal Year					Total
				2014/15	2015/16	2016/17	2017/18	2018/19	
	Total Allocated and Pending in 5YPP			\$1,886,024	\$689,494	\$303,475	\$189,850	\$0	\$3,068,843
	Total Deobligated in 5YPP			(\$26,009)	(\$7,563)	(\$5,314)	(\$18,008)	\$0	(\$56,894)
	Total Unallocated in 5YPP			\$764,500	\$1,386,810	\$733,956	\$1,097,848	\$628,105	\$4,611,218
	Total Programmed in 2014 Strategic Plan			\$2,967,024	\$2,047,091	\$927,431	\$1,097,848	\$628,105	\$7,667,499
	Deobligated from Prior 5YPP Cycles **			\$157,972					\$157,972
	Cumulative Remaining Programming Capacity			\$500,482	\$478,832	\$374,146	\$202,304	\$202,304	\$202,304

Programmed
Pending Allocation/Appropriation
Board Approved Allocation/Appropriation

FOOTNOTES:

- 1 5YPP amendment to fully fund project in Fiscal Year 2014/15: Sharrows (Resolution 15-13, 10.21.2014).
Sharrows: Added construction phase to project and increased from \$118,000 to \$256,100 in Fiscal Year 2014/15.
Bicycle Network Expansion and Upgrades: Construction phase of project decreased from \$367,724 to \$229,264. Funds not needed in Fiscal Year 2014/15.
- 2 5YPP amendment to fully fund project in Fiscal Year 2014/15: Market Street Green Bike Lanes and Raised Cycletrack (Resolution 15-28, 12.16.2015).
Innovative Treatments: Reduced planning phase from \$104,618 to \$0, design phase from \$126,518 to \$0, construction phase from \$520,288 to \$0, to fund the Market Street Green Bike Lanes and Raised Cycletrack for construction in Fiscal Year 2014/15.
Spot Improvements: Reduced from \$200,000 to \$198,024 in Fiscal Year 2014/15.
- 3 Bicycle Network Expansion and Upgrades funds from Fiscal Year 2014/15 (\$158,500) were allocated to Second Street Vision Zero Improvements (Resolution 15-34, 1.27.15).
- 4 Spot Improvements placeholder funds from Fiscal Year 2014/15 (\$110,800) were allocated for construction of the 7th Avenue and Lincoln Way Intersection Improvements project (Resolution 15-46, 03.24.2015).
- 5 5YPP amendment to fully fund Bike to Work Day 2015 (Resolution 15-52, 4/28/2015).

Prop K 5-Year Project List (FY 2014/15 - 2018/19)

**Bicycle Circulation and Safety (EP 39)
Programming and Allocations to Date**

Pending September 26, 2017

Agency	Project Name	Phase	Status	Fiscal Year			Total
				2014/15	2015/16	2016/17	

Bicycle Promotion: Reduced from \$50,000 to \$25,300 in Fiscal Year 2014/15.

Bike to Work Day 2015: Added \$24,700 in Fiscal Year 2014/15 for construction.

⁶ 5YPP amendment to fund Cesar Chavez/Bayshore/Potrero Intersection Improvements [NTIP Capital] (Resolution 2015-056, 5/19/2015).

Embarcadero Bikeway Enhancements [NTIP]: Reduced from \$200,000 to \$150,000 in Fiscal Year 2014/15 and increased from \$0 to \$50,000 in FY 15/16. Project will not need these funds until FY 15/16.

NTIP Placeholder: Reduced from \$436,000 to \$386,000 in Fiscal Year 2015/16.

Cesar Chavez/Bayshore/Potrero Intersection Improvements [NTIP Capital]: Added project with \$50,000 in Fiscal Year 2014/15 for design.

⁷ 5YPP amendment to fund Golden Gate Avenue Buffered Bike Lane [NTIP Capital] (Resolution 2016-040, 2/23/2016).

NTIP Placeholder: Reduced from \$386,000 to \$336,000 in Fiscal Year 2015/16.

Golden Gate Avenue Buffered Bike Lane [NTIP Capital]: Added project with \$50,000 in Fiscal Year 2015/16 for construction.

⁸ FY 15/16 allocation for Bicycle Safety Education and Outreach (\$170,000) included the following placeholders (Resolution 2016-040, 2/23/2016):

Bike to Work Day Promotion: Reduced from \$38,475 to zero in Fiscal Year 2015/16.

Bicycle Promotion: Reduced from \$25,300 to zero in Fiscal Year 2014/15 and \$80,840 to zero in Fiscal Year 2015/16.

Bicycle Safety, Education & Outreach: Reduced from \$88,800 to \$63,415 in Fiscal Year 2015/16.

⁹ 5YPP amendment to fund Arguello Boulevard Near-term Improvements [NTIP Capital] (Resolution 2016-55).

NTIP Placeholder: Reduced from \$336,000 to \$147,069 in Fiscal Year 2015/16.

Arguello Boulevard Near-term Improvements [NTIP Capital]: Added project with \$188,931 in Fiscal Year 2015/16 for construction.

¹⁰ With approval of resolution 17-27, 2/28/2017, the Board expressed an intent to support a future allocation of \$320,000 in NTIP capital funds for the construction phase of the project following completion of the design phase (anticipated fall 2017). The \$400,000 in NTIP funding for the project (subject request (\$80,000) plus the proposed future allocation (\$320,000)) will be split 50/50 between the NTIP capital funds available for Districts 9 and 10.

¹¹ 5YPP amendment to fund Central Richmond Neighborway (Resolution 17-039).

Prop K 5-Year Project List (FY 2014/15 - 2018/19)

**Bicycle Circulation and Safety (EP 39)
Programming and Allocations to Date**

Pending September 26, 2017

Agency	Project Name	Phase	Status	Fiscal Year				Total
				2014/15	2015/16	2016/17	2017/18	

Bicycle Network Expansion and Upgrades: Reduced by \$155,000 from \$450,500 to \$295,500 in Fiscal Year 2016/17 for any phase.

Central Richmond Neighborhood: Added project with \$155,000 in Fiscal Year 2016/17 for planning.

¹² 5YPP amendment to fund Safe Streets Project Evaluation Program (Resolution 18-XX)

Bicycle Network Expansion and Upgrade for planning placeholder is reduced from \$135,050 to \$0 in Fiscal Year 2015/16

Bicycle Network Expansion and Upgrade for construction placeholder is reduced from \$54,800 to \$0 in Fiscal Year 2014/15

Safe Streets Project Evaluation Program: Added project with \$189,850 in Fiscal Year 2017/18

**Prop K 5-Year Project List (FY 2014/15 - 2018/19)
Pedestrian Circulation/Safety (EP 40)
Programming and Allocations to Date**

Pending September 26, 2017

Agency	Project Name	Phase	Status	Fiscal Year				Total
				2014/15	2015/16	2016/17	2017/18	
Corridor Projects								
SFMTA	6th Street Improvements (NTIP) ⁶	PS&E	Programmed	\$0				\$0
SFMTA	6th Street Improvements (NTIP) ^{5,6,10}	CON	Programmed	\$400,000				\$400,000
SFMTA	6th Street Pedestrian Safety Improvement ⁶	PA&ED	Allocated		\$2,012,000			\$2,012,000
SFMTA	Wiggle Neighborhood Green Corridor ¹⁰	CON	Allocated			\$572,100		\$572,100
SFMTA	7th Street Streetscape	PS&E	Programmed	\$174,000				\$174,000
Follow-the-Paving								
SFMTA	Follow-the-Paving (Spot Improvements)	PS&E, CON	Programmed		\$50,000			\$50,000
Citywide Pedestrian Safety & Circulation Improvements								
SFMTA	Active Transportation Program Local Match	PLAN/CER	Programmed	\$10,000				\$10,000
SFMTA	Active Transportation Program Local Match	PS&E	Programmed	\$80,000				\$80,000
SFMTA	Active Transportation Program Local Match ¹	CON	Programmed	\$523,740				\$523,740
SFPW	ER Taylor Elementary School Safe Routes to School ¹	CON	Allocated	\$6,575				\$6,575
SFPW	Longfellow Elementary School Safe Routes to School ¹	CON	Allocated	\$64,578				\$64,578
SFMTA	Active Transportation Program Local Match	PS&E	Programmed				\$300,000	\$300,000
SFMTA	Active Transportation Program Local Match	CON	Programmed				\$300,000	\$300,000
SFMTA	WalkFirst ^{3, 5}	PLAN/CER	Programmed	\$0				\$0
SFMTA	WalkFirst ^{3, 4, 5}	PS&E	Programmed	\$0				\$0
SFMTA	WalkFirst ^{2, 3, 4}	CON	Programmed	\$0				\$0

Agency	Project Name	Phase	Status	Fiscal Year					Total
				2014/15	2015/16	2016/17	2017/18	2018/19	
SFMTA	WalkFirst Continental Crosswalks ²	CON	Allocated	\$423,000					\$423,000
SFMTA	WalkFirst Rectangular Rapid Flashing Beacons -Planning/Conceptual Engineering	PLAN	Allocated	\$17,100					\$17,100
SFMTA	WalkFirst Rectangular Rapid Flashing Beacons -Design (PS&E)	PS&E	Allocated	\$47,400					\$47,400
SFMTA	WalkFirst Rectangular Rapid Flashing Beacons - Construction	CON	Allocated	\$158,400					\$158,400
SFMTA	Golden Gate Road Diet [Vision Zero]	CON	Allocated	\$120,000					\$120,000
SFMTA	WalkFirst Phase 1 Pedestrian Safety Implementation [Vision Zero] - Design	PS&E	Allocated	\$200,000					\$200,000
SFMTA	WalkFirst Phase 1 Pedestrian Safety Implementation [Vision Zero] - Construction	CON	Allocated	\$800,000					\$800,000
	WalkFirst Phase 1 Pedestrian Safety Implementation [Vision Zero] - Construction	Deobligated				(\$144,146)			(\$144,146)
SFMTA	WalkFirst	PLAN/CER	Programmed			\$53,996			\$53,996
SFMTA	WalkFirst	PS&E	Programmed			\$110,000			\$110,000
SFMTA	WalkFirst	CON	Programmed			\$65,000			\$65,000
SFMTA	Safe Streets Project Evaluation Program ¹²	PLAN	Pending				\$130,150		\$130,150
SFMTA	Bessie Carmichael Crosswalk [NTIP Capital] - Planning	PLAN	Allocated		\$7,500				\$7,500
SFMTA	Bessie Carmichael Crosswalk [NTIP Capital] - Design	PS&E	Allocated		\$6,000				\$6,000
SFMTA	Bessie Carmichael Crosswalk [NTIP Capital] - Construction	CON	Allocated		\$14,500				\$14,500

Agency	Project Name	Phase	Status	Fiscal Year					Total
				2014/15	2015/16	2016/17	2017/18	2018/19	
SFMTA	Cesar Chavez/Bayshore/Potrero Intersection Improvements [NTIP Capital]	PLAN	Allocated	\$50,000					\$50,000
SFMTA	Cesar Chavez/Bayshore/Potrero Intersection Improvements [NTIP Capital]	PLAN	Deobligated			(\$5,314)			(\$5,314)
SFMTA, Any eligible	Neighborhood Transportation Improvement Program (NTIP) placeholder ^{8,9,11}	PS&E, CON	Programmed	\$551,480					\$551,480
SFPW	Bayshore Blvd/Cesar Chavez St/Potrero Ave Intersection (The Hairball - Segments F & G) [NTIP Capital] ¹¹	PS&E	Allocated			\$80,000			\$80,000
SFMTA	Elk Street at Sussex Street Pedestrian Safety Improvements [NTIP Capital] ⁹	PS&E	Allocated			\$80,000			\$80,000
SFMTA	Arguello Boulevard Near-term Improvements [NTIP Capital] ⁸	PS&E	Allocated		\$10,520				\$10,520
SFMTA, Any eligible	Neighborhood Transportation Improvement Program (NTIP) placeholder ¹¹	PS&E, CON	Programmed		\$800,000				\$800,000
Total Programmed in 5YPP				\$3,626,273	\$2,900,520	\$811,636	\$430,150	\$300,000	\$8,068,579
Total Allocated and Pending in 5YPP				\$1,887,053	\$2,050,520	\$732,100	\$130,150	\$0	\$4,799,823
Total Deobligated in 5YPP				\$0	\$0	(\$5,314)	\$0	\$0	(\$5,314)
Total Unallocated in 5YPP				\$1,739,220	\$850,000	\$84,850	\$300,000	\$300,000	\$3,274,070
Total Programmed in 2014 Strategic Plan				\$6,408,893	\$850,000	\$228,996	\$300,000	\$300,000	\$8,087,889
Deobligated from Prior 5YPP Cycles **				\$291,782					\$291,782
Cumulative Remaining Programming Capacity				\$3,074,402	\$1,023,882	\$441,242	\$311,092	\$311,092	\$311,092

Programmed
Pending Allocation / Appropriation
Board Approved Allocation / Appropriation

Agency	Project Name	Phase	Status	Fiscal Year				Total
				2014/15	2015/16	2016/17	2017/18	

Footnotes

¹ 5YPP amendment to add ER Taylor and Longfellow Safe Routes to School projects (Resolution 15-28, 12.16.2014)

Active Transportation Program Local Match: Reduced by \$71,153 in Fiscal Year 2014/15.

ER Taylor Safe Routes to School: Added project with \$6,575 in Fiscal Year 2014/15 funds for construction.

Longfellow Safe Routes to School: Added project with \$64,578 in Fiscal Year 2014/15 funds for construction.

² WalkFirst funds from Fiscal Year 2014/15 (\$423,000) were allocated to WalkFirst Continental Crosswalks.

³ WalkFirst funds from Fiscal Year 2014/15 (\$222,900) were allocated to WalkFirst Rectangular Rapid Flashing Beacon Installation and Construction Coordination.

⁴ WalkFirst funds from Fiscal Year 2014/15 (\$120,000) were allocated to Golden Gate Road Diet [Vision Zero].

⁵ 5YPP amendment to fully fund WalkFirst Phase 1 Pedestrian Safety Implementation [Vision Zero] (Resolution 15-46, 03.24.2015)

6th Street Improvements (NTIP): Reduced by \$715,900 in Fiscal Year 2014/15 construction funds. SFMTA is planning on requesting \$1 million in Prop K funds for the environmental phase, through which it will determine costs and a funding plan for design and construction.

⁶ WalkFirst Phase 1 Pedestrian Safety Implementation [Vision Zero]: Added \$715,900 in Fiscal Year 2014/15 funds for design and construction. Project is fully

⁶ 5YPP amendment to add 6th Street Pedestrian Improvements project environmental phase (Resolution 15-56, 6.23.15)

6th Street Improvements (NTIP): Reduced by \$700,000 in Fiscal Year 2014/15 for design.

6th Street Improvements (NTIP): Reduced by \$1,312,000 in Fiscal Year 2014/15 for construction.

6th Street Pedestrian Safety Improvement: Added project with \$2,012,000 in Fiscal Year 2015/16 funds for the environmental phase.

⁷ NTIP Placeholder funds from Fiscal Year 2014/15 (\$28,000) were allocated to Bessie Carmichael Crosswalk [NTIP Capital].

⁸ 5YPP amendment to fund Arguello Boulevard Near-term Improvements [NTIP Capital] (Resolution 2016-55, 5.24.16).

NTIP Placeholder: Reduced from \$722,000 to \$711,480.

Agency	Project Name	Phase	Status	Fiscal Year			Total
				2014/15	2015/16	2016/17	

Arguello Boulevard Near-term Improvements [NTIP Capital]: Added project with \$10,520 in Fiscal Year 2015/16 for design.

Note: Board concurrently approved a commitment to allocate \$78,696 in District 1 NTIP capital funds for pedestrian and bicycle paint improvements that will be constructed through the SFPW's Arguello paving project in 2017.

⁹ 5YPP amendment to fund Elk Street at Sussex Street Pedestrian Safety Improvements [NTIP Capital] (Resolution 17-012, 11/29/16)

Neighborhood Transportation Improvement Program (NTIP) design or construction: Reduced placeholder from \$711,480 in FY 2014/15 to \$631,480.

Elk Street at Sussex Street Pedestrian Safety Improvements [NTIP Capital]: Added project with \$80,000 in FY 2016/17 design funds.

Note: Board concurrently approved a commitment to allocate \$325,000 in District 8 NTIP capital funds for the construction phase of the project, contingent upon completion of design.

¹⁰ 5YPP amendment to fund Wiggle Neighborhood Green Corridor (Resolution 17-027, 02/28/2017)

6th Street Improvements (NTIP): Reduced by \$572,100 in Fiscal Year 2014/15 construction funds. The project's design and construction phases are fully funded with Prop A General Obligation Bond revenues.

Wiggle Neighborhood Green Corridor: Added \$572,100 in Fiscal Year 2016/17 funds for construction.

¹¹ Bayshore Blvd/Cesar Chavez St/Potrero Ave Intersection (The Hairball - Segments F & G) [NTIP Capital]: Added project with \$80,000 from the NTIP placeholder (reduced from \$631,480 to \$551,480) (Resolution 17-027, 02/28/2017)

Board concurrently approved a commitment to allocate a total of \$320,000 in District 9 and District 10 NTIP capital funds for the construction phase of the project, contingent upon completion of design. Commitment to allocate includes \$220,000 from the Pedestrian Circulation and Safety category and \$100,000 from the Bicycle Circulation and Safety category.

¹² 5YPP amendment to fund Safe Streets Project Evaluation Program (Resolution 18-XX)

Safe Streets Project Evaluation Program: Added project with \$130,150 in Fiscal Year 2017/18 by reducing cumulative remaining programming capacity from \$441,242 to \$311,092.