

2017 San Francisco Transportation Plan Update

Board Meeting
Agenda Item 11



SAN FRANCISCO COUNTY TRANSPORTATION AUTHORITY
September 26, 2017

What is the San Francisco Transportation Plan (SFTP)?





Blueprint for development of SF's transportation system for the next 25 years.

- ▶ Includes all SF transportation modes, operators, and networks
- ▶ Establishes SF investment priorities for Plan Bay Area
- ▶ Positions SF for new funding opportunities
- ▶ Advances county-wide policy and planning



Outline

- ▶ Investments Bearing Fruit
- ▶ Existing & Future Trends
- ▶ Investment Scenarios Update
- ▶ What's next?



Implementation Progress

INVESTMENTS BEARING FRUIT > EXISTING & FUTURE TRENDS > INVESTMENT SCENARIOS UPDATE > WHAT'S NEXT



1. Ongoing Maintenance and Operations

- ▶ New SFMTA buses and light rail vehicles
- ▶ Presidio Parkway (Doyle Drive Replacement Project)
- ▶ Street Resurfacing
- ▶ Transit Maintenance and Operations




Implementation Progress

INVESTMENTS BEARING FRUIT > EXISTING & FUTURE TRENDS > INVESTMENT SCENARIOS UPDATE > WHAT'S NEXT



2. Transportation Program and Enhancements

- ▶ Bicycle and pedestrian improvement projects
- ▶ Vision Zero projects
- ▶ Complete streets projects




Implementation progress

INVESTMENTS BEARING FRUIT > EXISTING & FUTURE TRENDS > INVESTMENT SCENARIOS UPDATE > WHAT'S NEXT



3. Efficiency and Expansion Projects

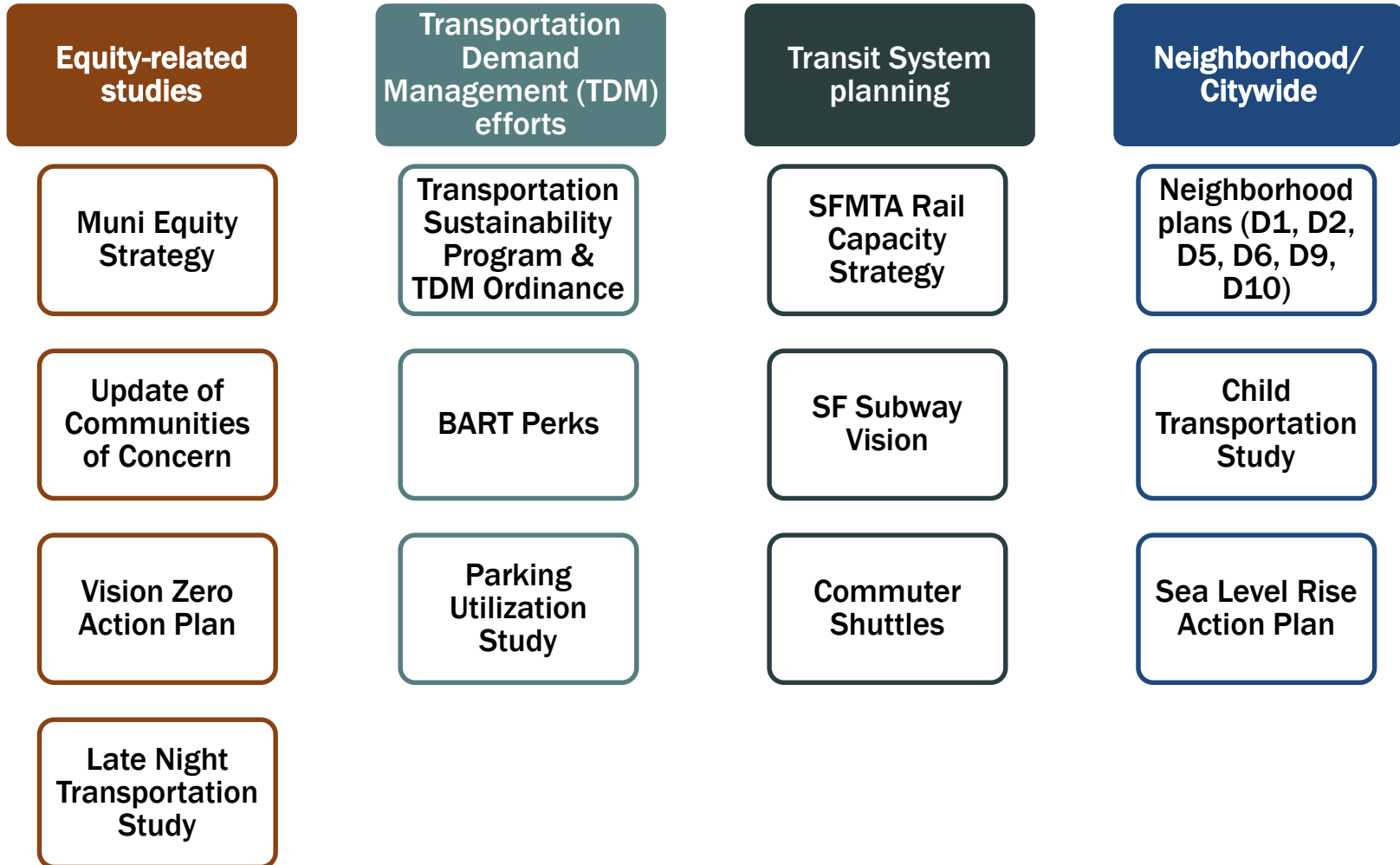
- ▶ Muni Forward implementation
- ▶ Start of Van Ness BRT construction
- ▶ Treasure Island Mobility Management Agency (TIMMA) Program



Planning Progress



INVESTMENTS BEARING FRUIT > EXISTING & FUTURE TRENDS > INVESTMENT SCENARIOS UPDATE > WHAT'S NEXT



New revenue sources since 2013



INVESTMENTS BEARING FRUIT > EXISTING & FUTURE TRENDS > INVESTMENT SCENARIOS UPDATE > WHAT'S NEXT

**Prop A GO Bond
(2014)**

**Prop B set-aside
(2014)**

**State Cap and
Trade Program**

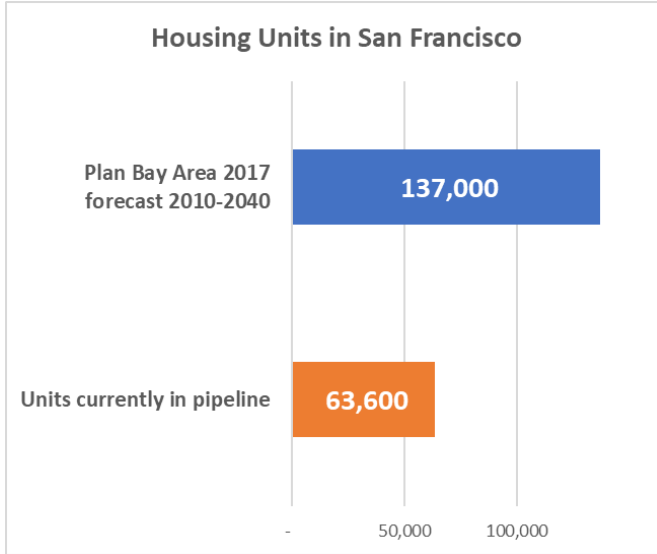
**Transportation
Sustainability
Fee (TSF) (2015)**

**BART Bond
(2016)**

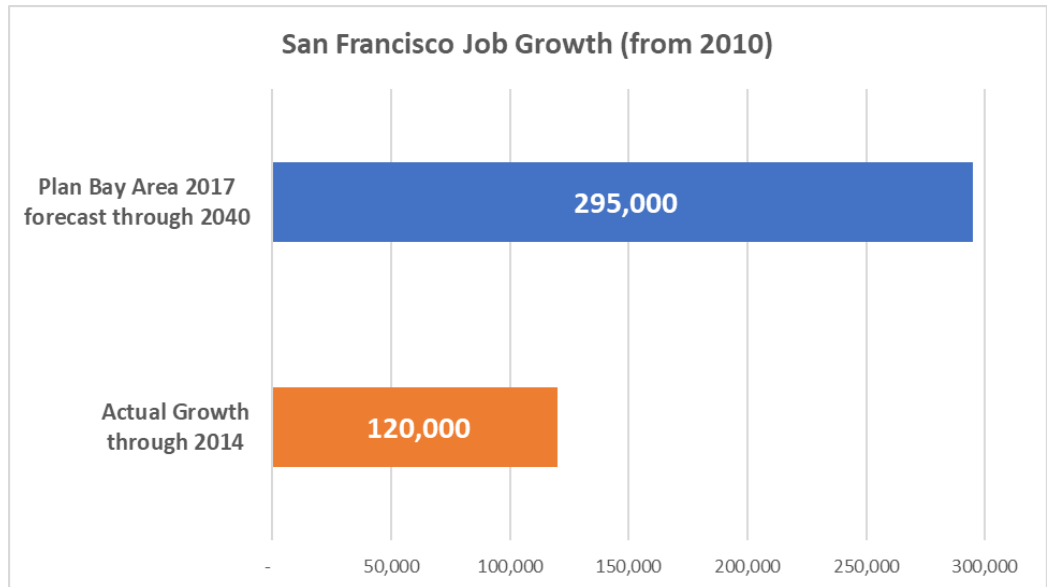
**Senate Bill 1
(2017)**

Residential and employment growth

INVESTMENTS BEARING FRUIT > **EXISTING & FUTURE TRENDS** > INVESTMENT SCENARIOS UPDATE > WHAT'S NEXT



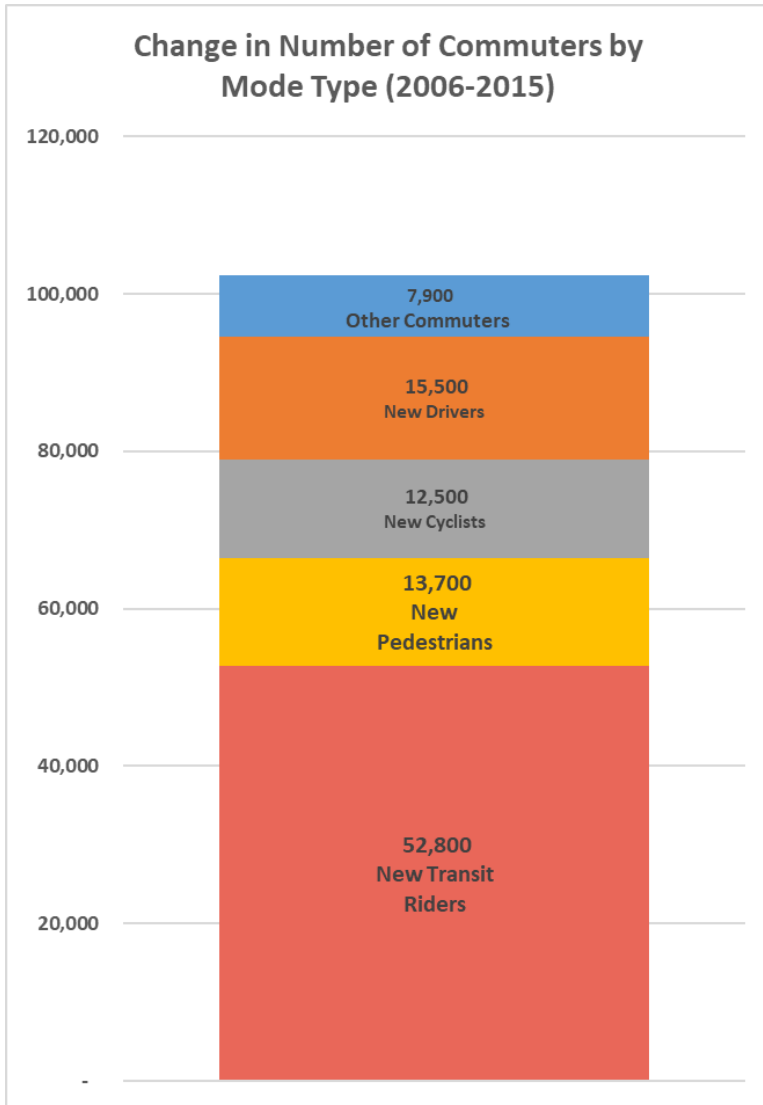
40%
of job growth
anticipated
through 2040
in Plan Bay
Area 2013
occurred
between
2010-2014



Demand for Active Transportation



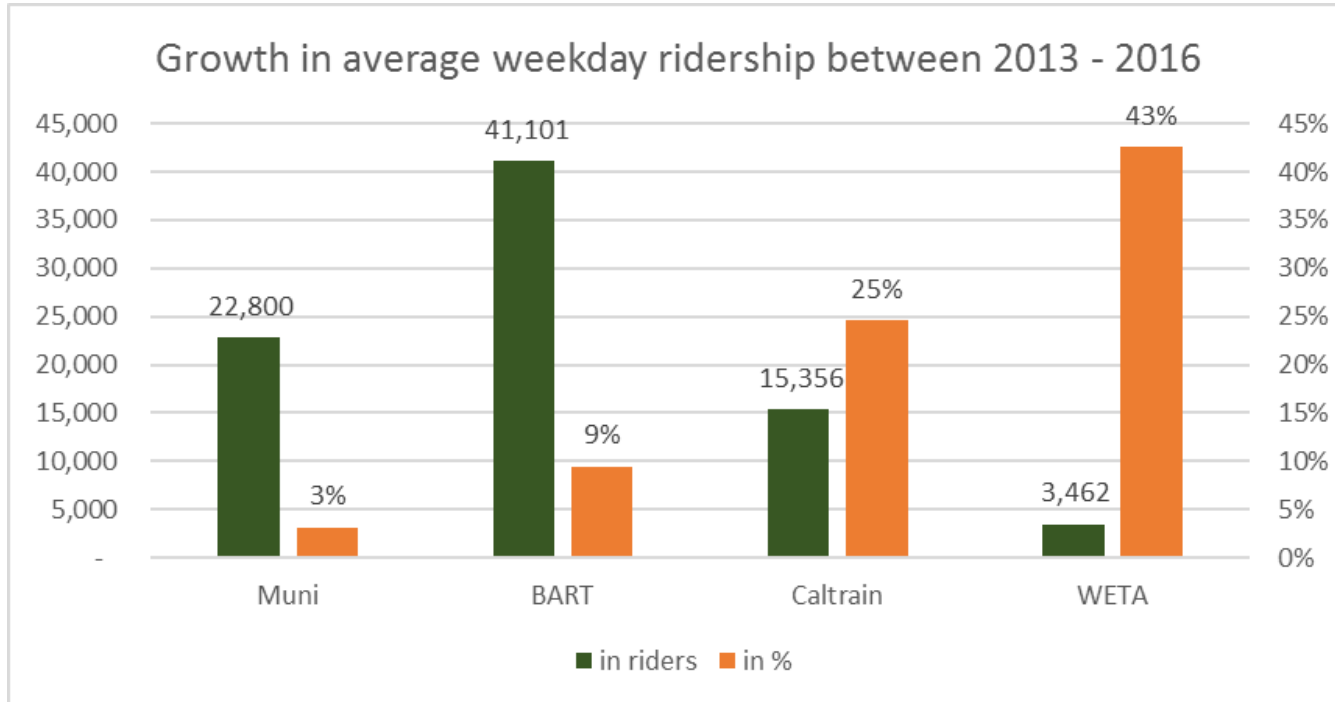
INVESTMENTS BEARING FRUIT > **EXISTING & FUTURE TRENDS** > INVESTMENT SCENARIOS UPDATE > WHAT'S NEXT



Transportation Ridership & Crowding



INVESTMENTS BEARING FRUIT > **EXISTING & FUTURE TRENDS** > INVESTMENT SCENARIOS UPDATE > WHAT'S NEXT

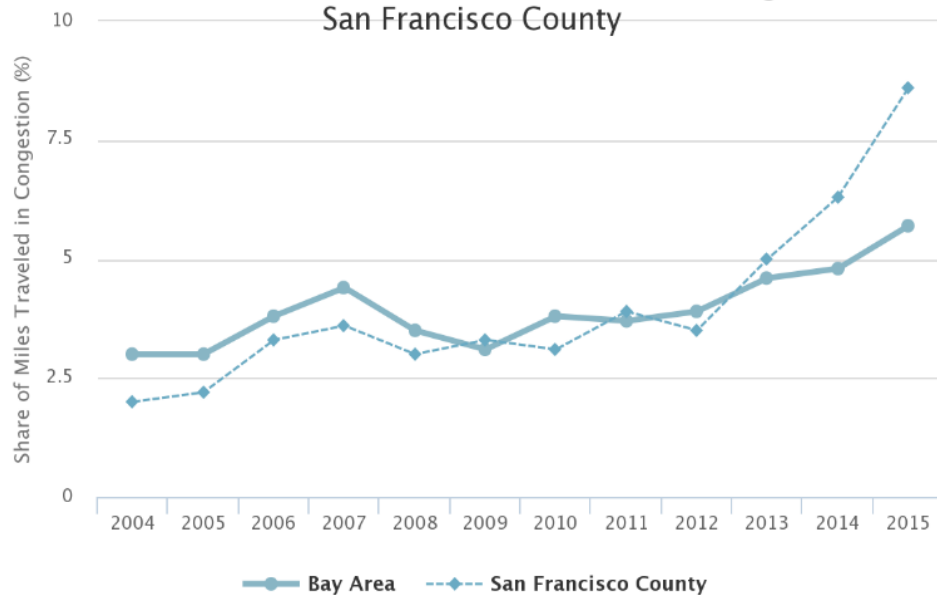


Street & Freeway Congestion

INVESTMENTS BEARING FRUIT > **EXISTING & FUTURE TRENDS** > INVESTMENT SCENARIOS UPDATE > WHAT'S NEXT



Historical Trend for Share of Miles Traveled in Congestion – San Francisco County



Highcharts.com

Source: MTC Vital Signs

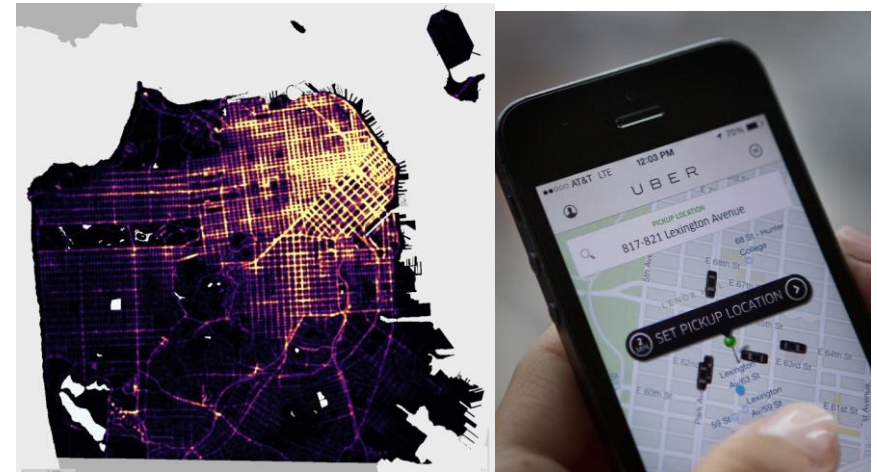



Congestion has worsened at a faster rate than the rest of the region

Emerging Mobility Services & Technologies



INVESTMENTS BEARING FRUIT > **EXISTING & FUTURE TRENDS** > INVESTMENT SCENARIOS UPDATE > WHAT'S NEXT



Daily TNC Trip Hotspots

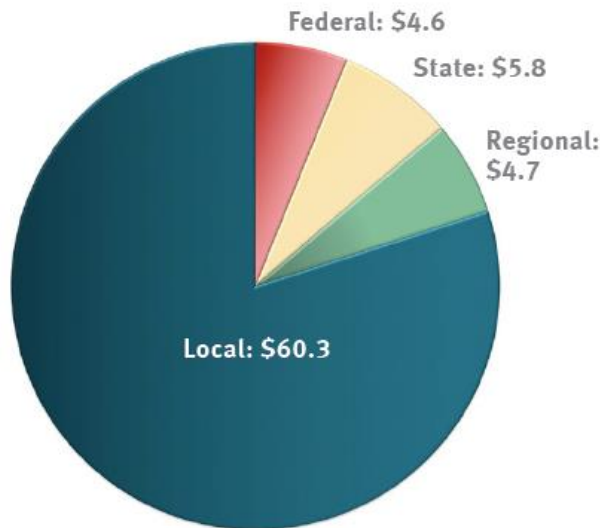
Investment Scenarios Update



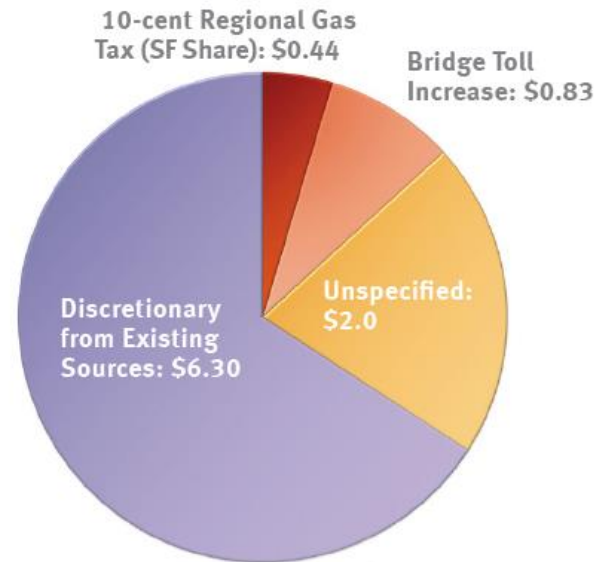
INVESTMENTS BEARING FRUIT > EXISTING & FUTURE TRENDS > **INVESTMENT SCENARIOS UPDATE** > WHAT'S NEXT

THE INVESTMENT PLAN AND SF INVESTMENT VISION		\$85B INVESTMENT PLAN	\$92.9B INVESTMENT VISION
\$74.5B COMMITTED		\$9.6B DISCRETIONARY	\$7.9B DISCRETIONARY

SOURCES OF COMMITTED REVENUES IN INVESTMENT PLAN



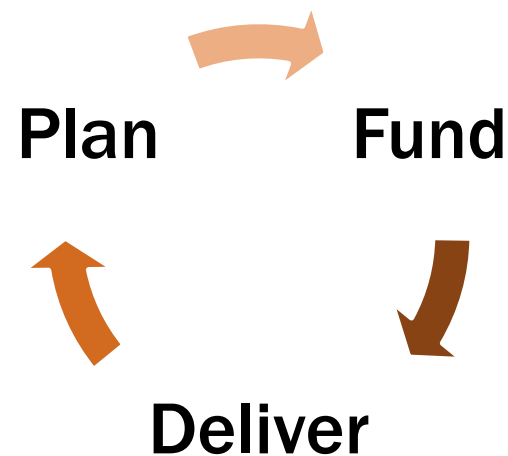
SOURCES OF DISCRETIONARY REVENUES IN INVESTMENT PLAN



Over 75% of revenues for Investment Plan are from local sources

2017 SFTP Update Timeline

INVESTMENTS BEARING FRUIT > EXISTING & FUTURE TRENDS > INVESTMENT SCENARIOS UPDATE > **WHAT'S NEXT**



Questions?

Camille Guiriba
camille.guiriba@sfcta.org



SAN FRANCISCO COUNTY TRANSPORTATION AUTHORITY