

2017 San Francisco Transportation Plan Update

Board Agenda Item 9



SAN FRANCISCO COUNTY TRANSPORTATION AUTHORITY

October 17, 2017

What is the San Francisco Transportation Plan (SFTP)?




Blueprint for development of SF's transportation system for the next 25 years.

- ▶ Includes all SF transportation modes, operators, and networks
- ▶ Establishes SF investment priorities for Plan Bay Area
- ▶ Positions SF for new funding opportunities
- ▶ Advances county-wide policy and planning



Outline

- ▶ Investments Bearing Fruit
- ▶ Existing & Future Trends
- ▶ Investment Scenarios Update
- ▶ What's next?



Implementation Progress

INVESTMENTS BEARING FRUIT > EXISTING & FUTURE TRENDS > INVESTMENT SCENARIOS UPDATE > WHAT'S NEXT



1. Ongoing Maintenance and Operations

- ▶ New SFMTA buses and light rail vehicles
- ▶ Presidio Parkway (Doyle Drive Replacement Project)
- ▶ Street Resurfacing
- ▶ Transit Maintenance and Operations



Implementation Progress

INVESTMENTS BEARING FRUIT > EXISTING & FUTURE TRENDS > INVESTMENT SCENARIOS UPDATE > WHAT'S NEXT



2. Transportation Program and Enhancements

- ▶ Bicycle and pedestrian improvement projects
- ▶ Vision Zero projects
- ▶ Complete streets projects




Implementation progress

INVESTMENTS BEARING FRUIT > EXISTING & FUTURE TRENDS > INVESTMENT SCENARIOS UPDATE > WHAT'S NEXT



3. Efficiency and Expansion Projects

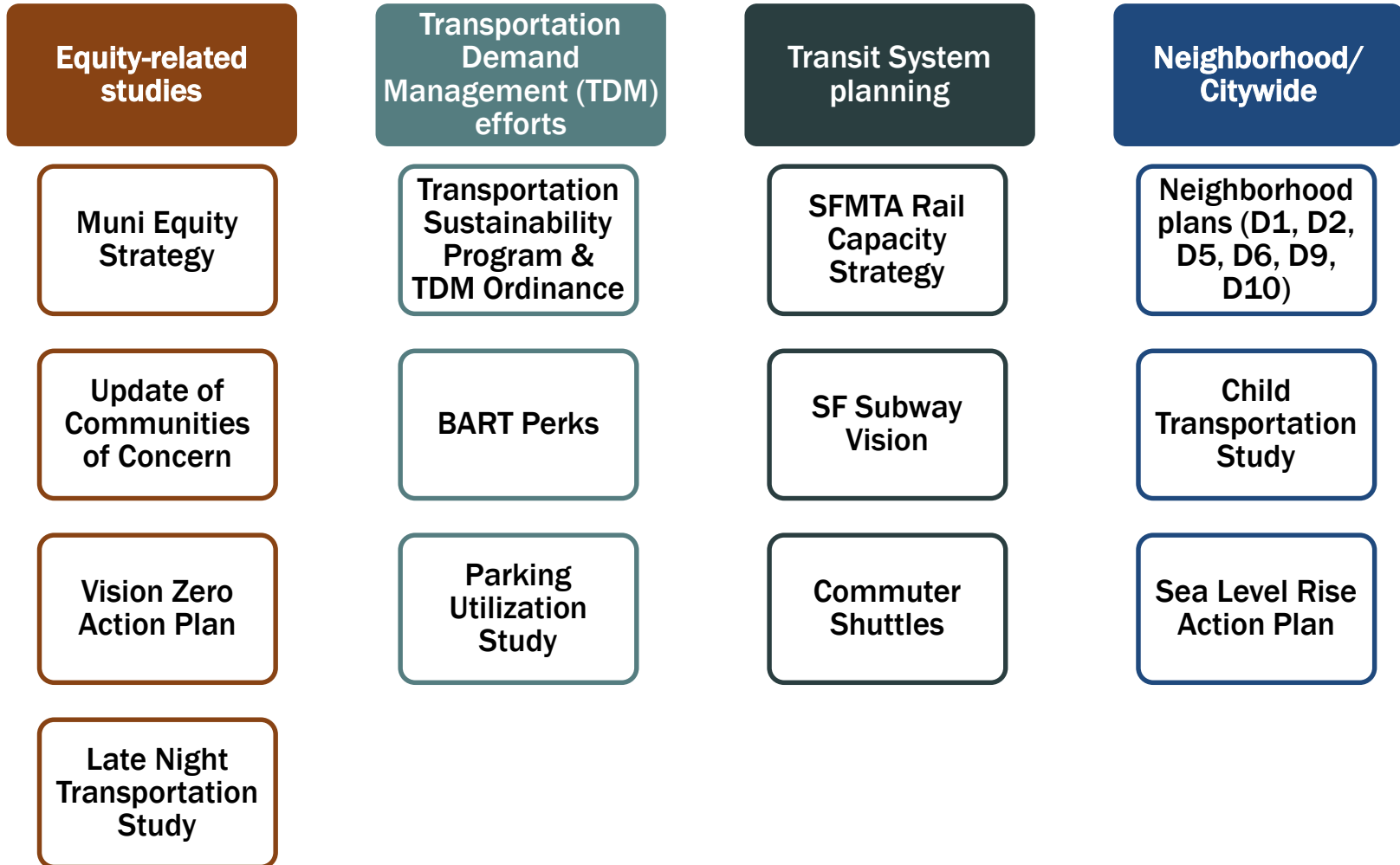
- ▶ Muni Forward implementation
- ▶ Start of Van Ness BRT construction
- ▶ Treasure Island Mobility Management Agency (TIMMA) Program



Planning Progress



INVESTMENTS BEARING FRUIT > EXISTING & FUTURE TRENDS > INVESTMENT SCENARIOS UPDATE > WHAT'S NEXT



New revenue sources since 2013



INVESTMENTS BEARING FRUIT > EXISTING & FUTURE TRENDS > INVESTMENT SCENARIOS UPDATE >
WHAT'S NEXT

**Prop A GO Bond
(2014)**

**Prop B set-aside
(2014)**

**State Cap and
Trade Program**

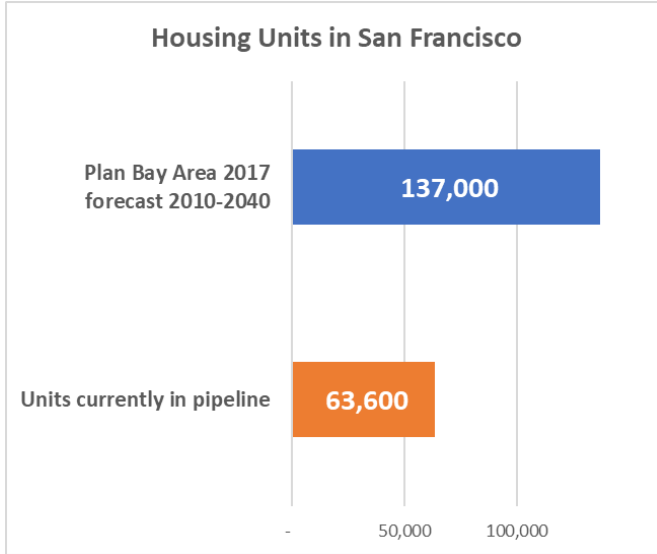
**Transportation
Sustainability
Fee (TSF) (2015)**

**BART Bond
(2016)**

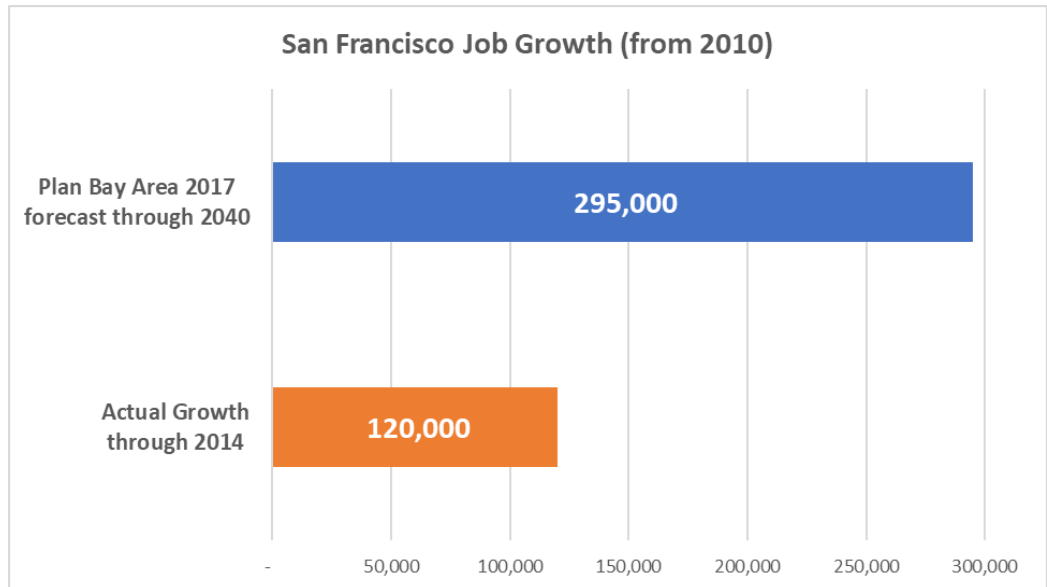
**Senate Bill 1
(2017)**

Residential and employment growth

INVESTMENTS BEARING FRUIT > **EXISTING & FUTURE TRENDS** > INVESTMENT SCENARIOS UPDATE > WHAT'S NEXT



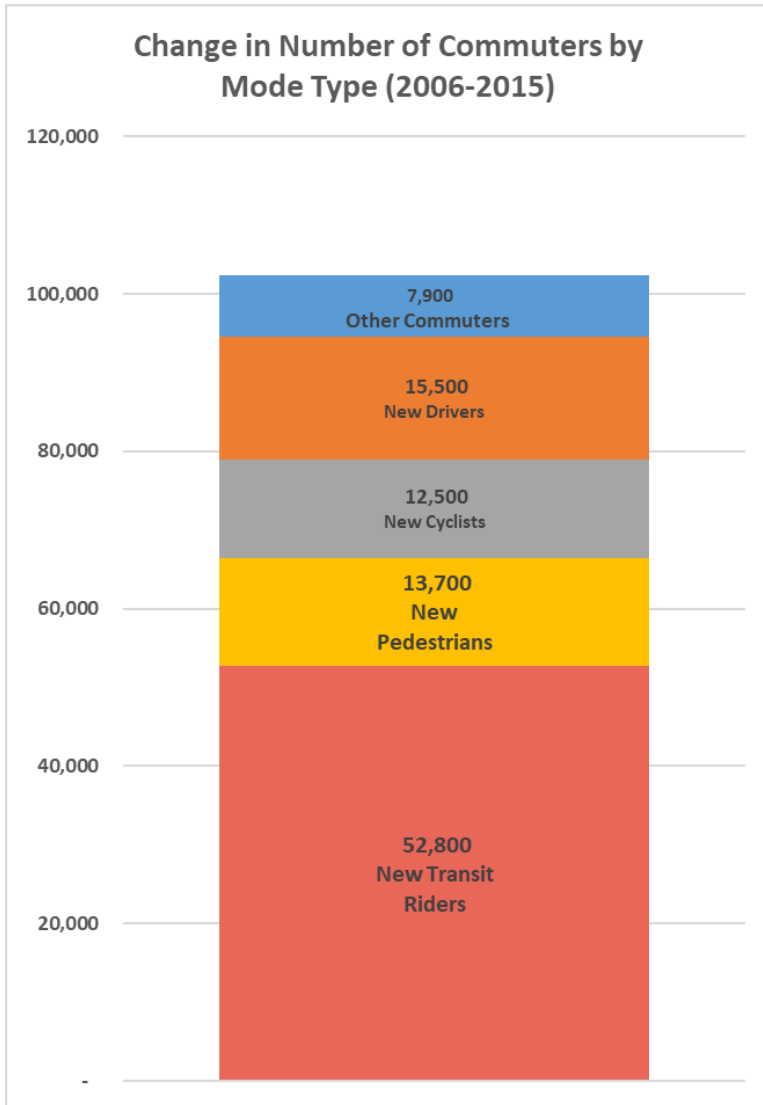
40%
of job growth
anticipated
through 2040
in Plan Bay
Area 2013
occurred
between
2010-2014



Demand for Active Transportation



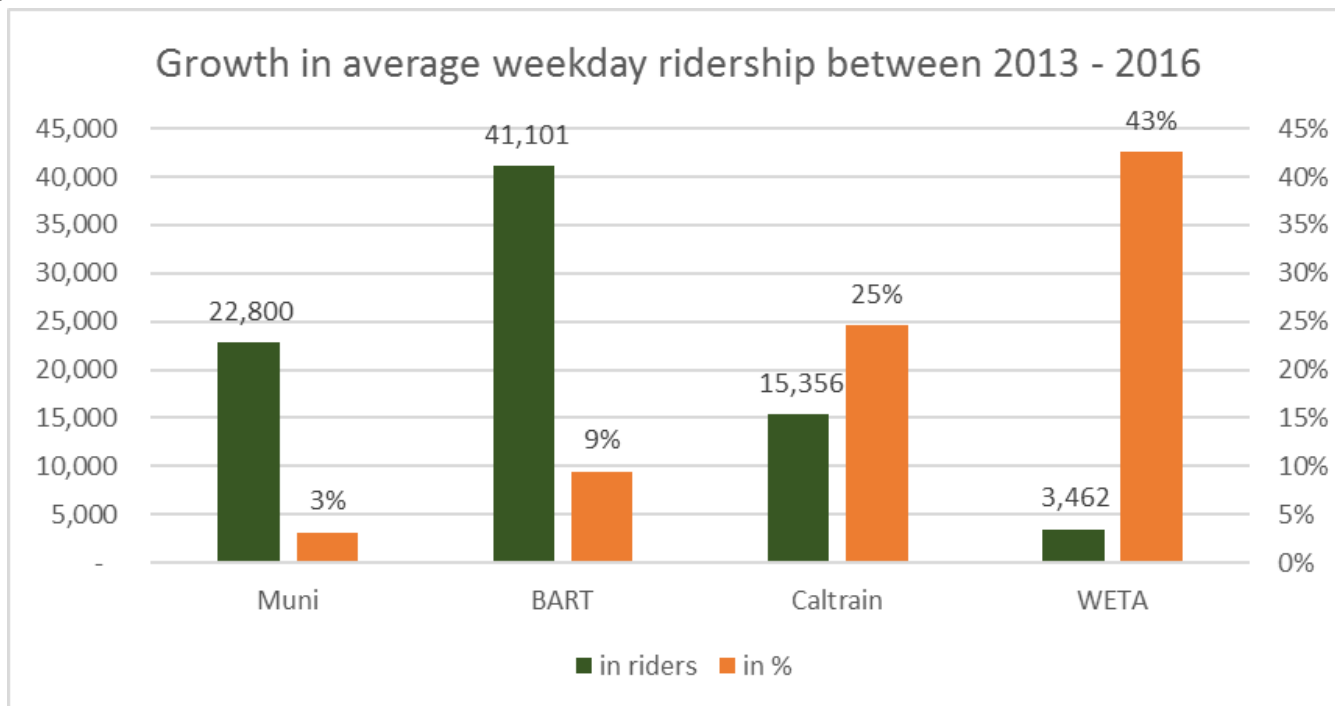
INVESTMENTS BEARING FRUIT > **EXISTING & FUTURE TRENDS** > INVESTMENT SCENARIOS UPDATE > WHAT'S NEXT



Transportation Ridership & Crowding



INVESTMENTS BEARING FRUIT > **EXISTING & FUTURE TRENDS** > INVESTMENT SCENARIOS UPDATE > WHAT'S NEXT

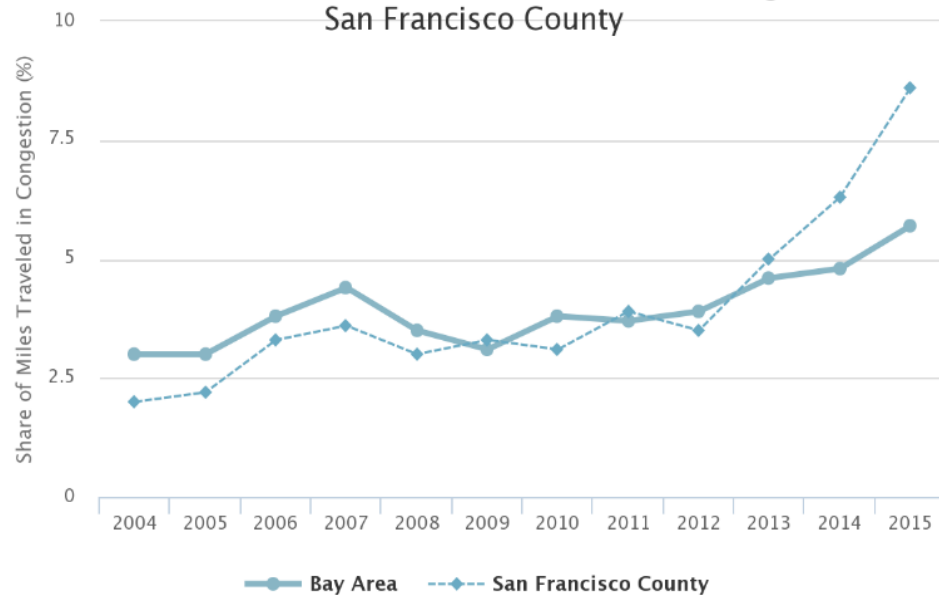


Street & Freeway Congestion

INVESTMENTS BEARING FRUIT > **EXISTING & FUTURE TRENDS** > INVESTMENT SCENARIOS UPDATE > WHAT'S NEXT



Historical Trend for Share of Miles Traveled in Congestion – San Francisco County



Highcharts.com

Source: MTC Vital Signs

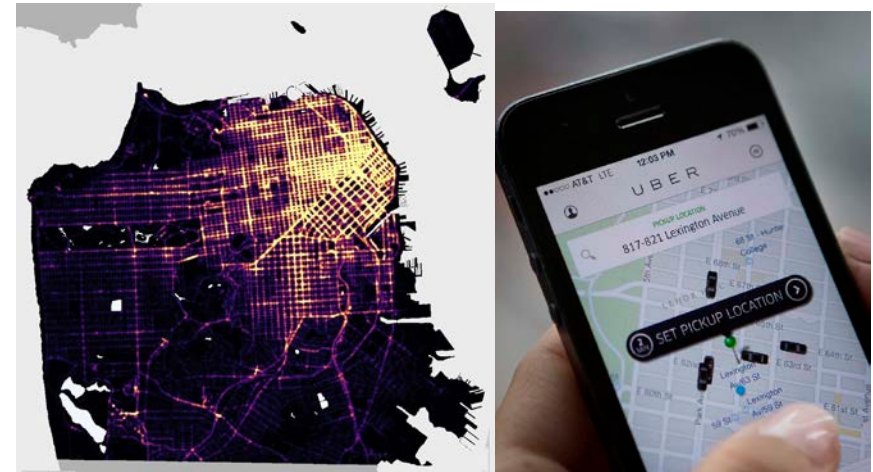


Congestion has worsened at a faster rate than the rest of the region

Emerging Mobility Services & Technologies



INVESTMENTS BEARING FRUIT > **EXISTING & FUTURE TRENDS** > INVESTMENT SCENARIOS UPDATE > WHAT'S NEXT



Daily TNC Trip Hotspots

Investment Scenarios Update

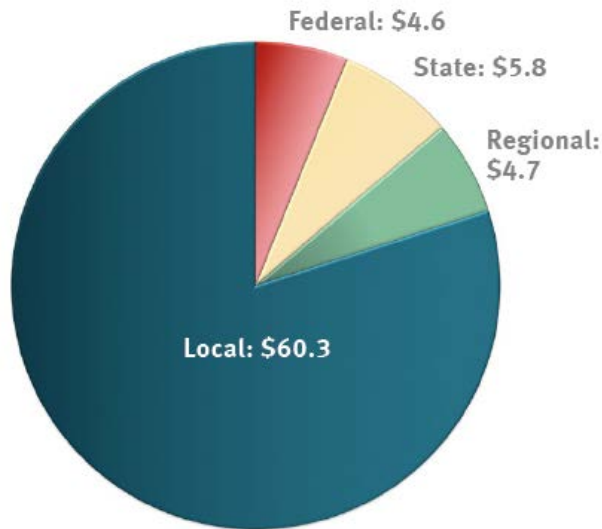


INVESTMENTS BEARING FRUIT > EXISTING & FUTURE TRENDS > **INVESTMENT SCENARIOS UPDATE** > WHAT'S NEXT

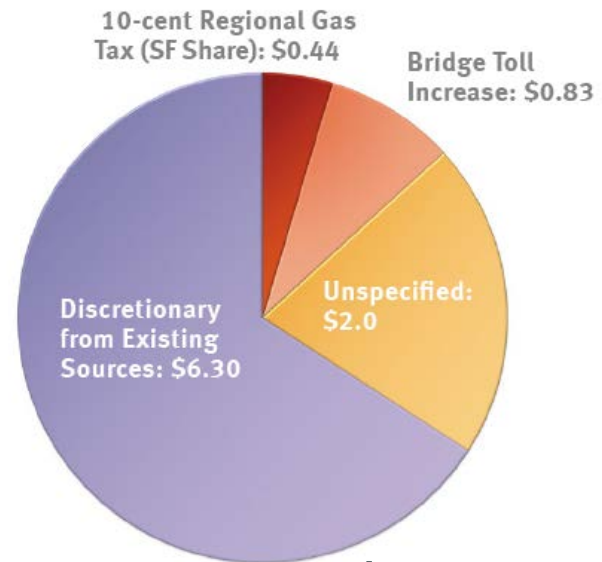
THE INVESTMENT PLAN AND SF INVESTMENT VISION



SOURCES OF COMMITTED REVENUES IN INVESTMENT PLAN



SOURCES OF DISCRETIONARY REVENUES IN INVESTMENT PLAN

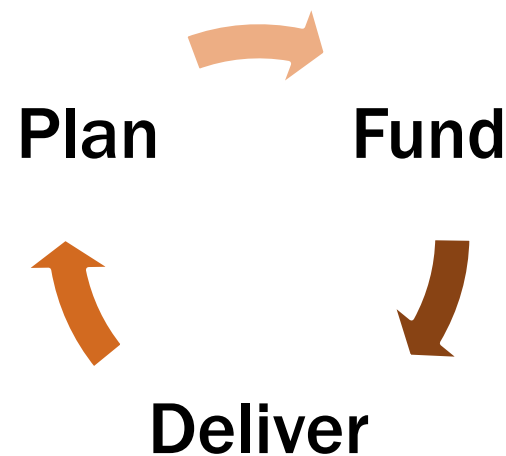


Over 75% of revenues for Investment Plan are from local sources



2017 SFTP Update Timeline

INVESTMENTS BEARING FRUIT > EXISTING & FUTURE TRENDS > INVESTMENT SCENARIOS UPDATE > **WHAT'S NEXT**



Questions?

Camille Guiriba
camille.guiriba@sfcta.org



SAN FRANCISCO COUNTY TRANSPORTATION AUTHORITY