



Memorandum

Date: July 12, 2018
To: Transportation Authority Board
From: Cynthia Fong – Deputy Director for Finance and Administration
Subject: 07/24/18 Board Meeting: Investment Report and Debt Expenditure Report for the Quarter Ended June 30, 2018

<p>RECOMMENDATION <input checked="" type="checkbox"/> Information <input type="checkbox"/> Action</p> <p>None. This is an information item.</p> <p>SUMMARY</p> <p>The Transportation Authority’s Investment Policy directs that a review of portfolio compliance be presented quarterly. As year-end closing is just wrapping up, the investment report for the quarter ended June 30, 2018 is presented independently. Following the annual audit, the Basic Financial Statements will be presented to the Board along with the results of the fiscal audit, single audit, and management review. With the issuance of additional debt, a report on quarterly debt expenditures funded by the bond is now included for Board oversight of the debt issuance program.</p>	<p><input type="checkbox"/> Fund Allocation</p> <p><input type="checkbox"/> Fund Programming</p> <p><input type="checkbox"/> Policy/Legislation</p> <p><input type="checkbox"/> Plan/Study</p> <p><input type="checkbox"/> Capital Project Oversight/Delivery</p> <p><input checked="" type="checkbox"/> Budget/Finance</p> <p><input type="checkbox"/> Contract/Agreement</p> <p><input type="checkbox"/> Procurement</p> <p><input type="checkbox"/> Other: _____</p>
---	---

DISCUSSION

Background.

Our Investment Policy directs a submittal of portfolio compliance with the Investment Policy at the end of the quarter. Usually, this is presented in conjunction with, and in the context of, a quarterly Internal Accounting Report. However, since fiscal year-end project accruals are still being submitted, the Internal Accounting Report is not available at this time.

As defined by the our Administrative Code and the Debt Policy, the Board shall be responsible for oversight of the debt issuance program for the Transportation Authority. The purpose of the Debt Expenditure Report is to update the Board on quarterly expenditures funded by the Bond issued in the fall of 2017 to ensure debt proceeds are spent within the required period following debt issuance, and to provide transparency and accountability in the expenditure of these debt proceeds.

Investment Report.

Our investment policies and practices are subject to, and limited by, applicable provisions of state law and prudent money management principles. All investable funds are invested in accordance with our Investment Policy and applicable provisions of California Government Code Section 53600 et seq. Any investment of bond proceeds will be further restricted by the provisions of relevant bond documents.

Agenda Item 16

In managing our investment program, we observe the “Prudent Investor” standard as stated in Government Code Section 53600.3. we will act with care, skill, prudence, and diligence under the circumstances then prevailing, including, but not limited to, the general economic conditions and our anticipated needs, that a prudent person acting in a like capacity and familiarity with those matters would use in the conduct of funds of a like character and with like aims, to safeguard the principal and maintain the liquidity needs.

The primary objectives for the investment activities, in order of priority, are:

- 1) **Safety.** Safety of the principal is the foremost objective of the investment program. Investments will be undertaken in a manner that seeks to ensure preservation of the principal of the funds under its control.
- 2) **Liquidity.** The investment portfolio will remain sufficiently liquid to enable us to meet its reasonably anticipated cash flow requirements.
- 3) **Return on Investment.** The investment portfolio will be managed with the objective of attaining a market rate of return throughout budgetary and economic cycles, commensurate with the investment risk parameters and the cash flow characteristics of the portfolio.

Permitted investment instruments are specifically listed in our Investment Policy and include the San Francisco City and County Treasury Pool (Treasury Pool), certificates of deposit, and money market funds.

As of June 30, 2018, the Transportation Authority’s bank accounts total to \$43.6 million, excluding the bond proceeds held by US Bank per the terms in debt indenture, and approximately 47 percent of this amount was invested in the City and County of San Francisco Treasury Pool. The remaining funds are held in bank accounts for daily operations. These investments are in compliance with the California Government Code and our Board-adopted Investment Policy and provide sufficient liquidity to meet expenditure requirements. Attachment 1 is the investment report furnished by the Office of the Treasurer and Tax Collector for the period ending on June 30, 2018.

Debt Expenditure Report.

In June 2018, Transportation Authority entered into a new Revolving Credit (loan) Agreement with State Street Public Lending Corporation and US Bank for a total amount of \$140 million for the next 3 years. On June 27th, 2018, we made a payment of \$24 million to further reduce the outstanding balance. As of June 30 2018, the Transportation Authority has \$24.7 million outstanding in the Revolver Loan.

As of June 30, 2018, the cumulative total of Prop K capital expenditures paid with bond proceeds is \$88.1 million. The available balance of remaining bond proceeds to be spent is \$115.9 million. Total earned interest to date from bond proceeds amount to \$1.1 million. More details on these expenditures are included in Attachment 2.

FINANCIAL IMPACT

None. This is an information item.

CAC POSITION

None. This is an information item.

SUPPLEMENTAL MATERIALS

Attachment 1 – City and County of San Francisco Investment Report for the Month of June 2018

Attachment 2 – Debt Expenditure Report

**Office of the Treasurer & Tax Collector
City and County of San Francisco**



José Cisneros, Treasurer

Tajel Shah, Chief Assistant Treasurer
Robert L. Shaw, CFA, Chief Investment Officer

Investment Report for the month of June 2018

July 15, 2018

**The Honorable London N. Breed
Mayor of San Francisco
City Hall, Room 200
1 Dr. Carlton B. Goodlett Place
San Francisco, CA 94102-4638**

**The Honorable Board of Supervisors
City and County of San Francisco
City Hall, Room 244
1 Dr. Carlton B. Goodlett Place
San Francisco, CA 94102-4638**

Ladies and Gentlemen,

In accordance with the provisions of California State Government Code, Section 53646, we forward this report detailing the City's pooled fund portfolio as of June 30, 2018. These investments provide sufficient liquidity to meet expenditure requirements for the next six months and are in compliance with our statement of investment policy and California Code.

This correspondence and its attachments show the investment activity for the month of June 2018 for the portfolios under the Treasurer's management. All pricing and valuation data is obtained from Interactive Data Corporation.

CCSF Pooled Fund Investment Earnings Statistics *

<i>(in \$ million)</i>	Current Month		Prior Month	
	Fiscal YTD	June 2018	Fiscal YTD	May 2018
Average Daily Balance	\$ 9,179	\$ 10,871	\$ 9,028	\$ 10,294
Net Earnings	149.48	17.96	131.51	16.63
Earned Income Yield	1.63%	2.01%	1.59%	1.90%

CCSF Pooled Fund Statistics *

<i>(in \$ million)</i>	% of Portfolio	Book Value	Market Value	Wtd. Avg. Coupon	Wtd. Avg. YTM	WAM
Investment Type						
U.S. Treasuries	10.10%	\$ 1,075.1	\$ 1,070.0	0.90%	1.91%	430
Federal Agencies	46.45%	4,973.7	4,922.5	1.89%	1.97%	725
State & Local Government						
Agency Obligations	1.79%	192.9	189.5	1.93%	1.68%	535
Public Time Deposits	0.24%	25.2	25.2	2.08%	2.08%	151
Negotiable CDs	20.65%	2,187.8	2,188.6	2.21%	2.21%	127
Commercial Paper	8.70%	917.4	922.2	0.00%	2.27%	83
Medium Term Notes	0.93%	98.4	98.2	2.35%	2.48%	318
Money Market Funds	3.84%	407.0	407.0	1.72%	1.72%	1
Supranationals	7.30%	778.5	773.7	2.76%	2.03%	543
Totals	100.0%	\$ 10,656.0	\$ 10,596.9	1.66%	2.03%	466

In the remainder of this report, we provide additional information and analytics at the security-level and portfolio-level, as recommended by the California Debt and Investment Advisory Commission.

Very truly yours,

**José Cisneros
Treasurer**

cc: Treasury Oversight Committee: Aimee Brown, Ron Gerhard, Reeta Madhavan, Charles Perl
Ben Rosenfield, Controller, Office of the Controller
Tonia Lediju, Internal Audit, Office of the Controller
Mayor's Office of Public Policy and Finance
San Francisco County Transportation Authority
San Francisco Public Library
San Francisco Health Service System

Portfolio Summary

Pooled Fund

As of June 30, 2018

<i>(in \$ million)</i>							
Security Type	Par Value	Book Value	Market Value	Market/Book Price	Current % Allocation	Max. Policy Allocation	Compliant?
U.S. Treasuries	\$ 1,085.0	\$ 1,075.1	\$ 1,070.0	99.53	10.10%	100%	Yes
Federal Agencies	4,976.9	4,973.7	4,922.5	98.97	46.45%	100%	Yes
State & Local Government							
Agency Obligations	191.1	192.9	189.5	98.25	1.79%	20%	Yes
Public Time Deposits	25.2	25.2	25.2	100.00	0.24%	100%	Yes
Negotiable CDs	2,187.8	2,187.8	2,188.6	100.03	20.65%	30%	Yes
Bankers Acceptances	-	-	-	-	0.00%	40%	Yes
Commercial Paper	927.0	917.4	922.2	100.52	8.70%	25%	Yes
Medium Term Notes	98.5	98.4	98.2	99.81	0.93%	25%	Yes
Repurchase Agreements	-	-	-	-	0.00%	10%	Yes
Reverse Repurchase/ Securities Lending Agreements	-	-	-	-	0.00%	\$75mm	Yes
Money Market Funds - Government	407.0	407.0	407.0	100.00	3.84%	20%	Yes
LAIF	-	-	-	-	0.00%	\$50mm	Yes
Supranationals	782.3	778.5	773.7	99.38	7.30%	30%	Yes
TOTAL	\$ 10,680.8	\$ 10,656.0	\$ 10,596.9	99.44	100.00%	-	Yes

The City and County of San Francisco uses the following methodology to determine compliance: Compliance is pre-trade and calculated on both a par and market value basis, using the result with the lowest percentage of the overall portfolio value. Cash balances are included in the City's compliance calculations.

Please note the information in this report does not include cash balances. Due to fluctuations in the market value of the securities held in the Pooled Fund and changes in the City's cash position, the allocation limits may be exceeded on a post-trade compliance basis. In these instances, no compliance violation has occurred, as the policy limits were not exceeded prior to trade execution.

The full Investment Policy can be found at <http://www.sftreasurer.org/>, in the Reports & Plans section of the About menu.

Totals may not add due to rounding.

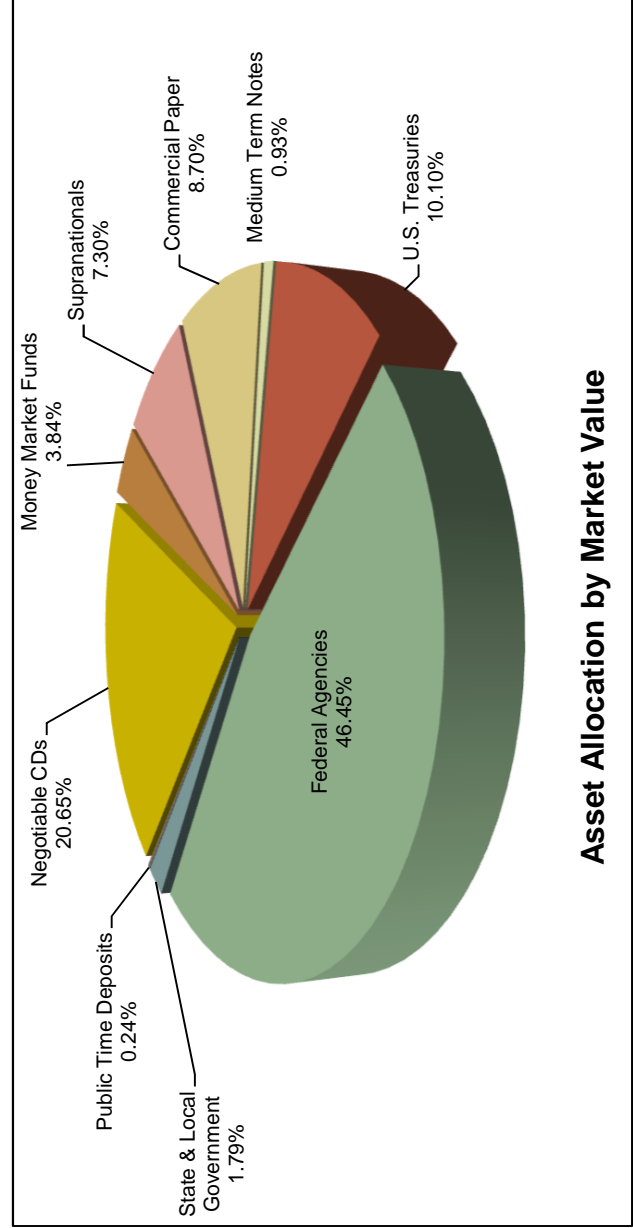
City and County of San Francisco

Pooled Fund Portfolio Statistics

For the month ended June 30, 2018

Average Daily Balance \$10,871,102,594
 Net Earnings \$17,960,926
 Earned Income Yield 2.01%
 Weighted Average Maturity 466 days

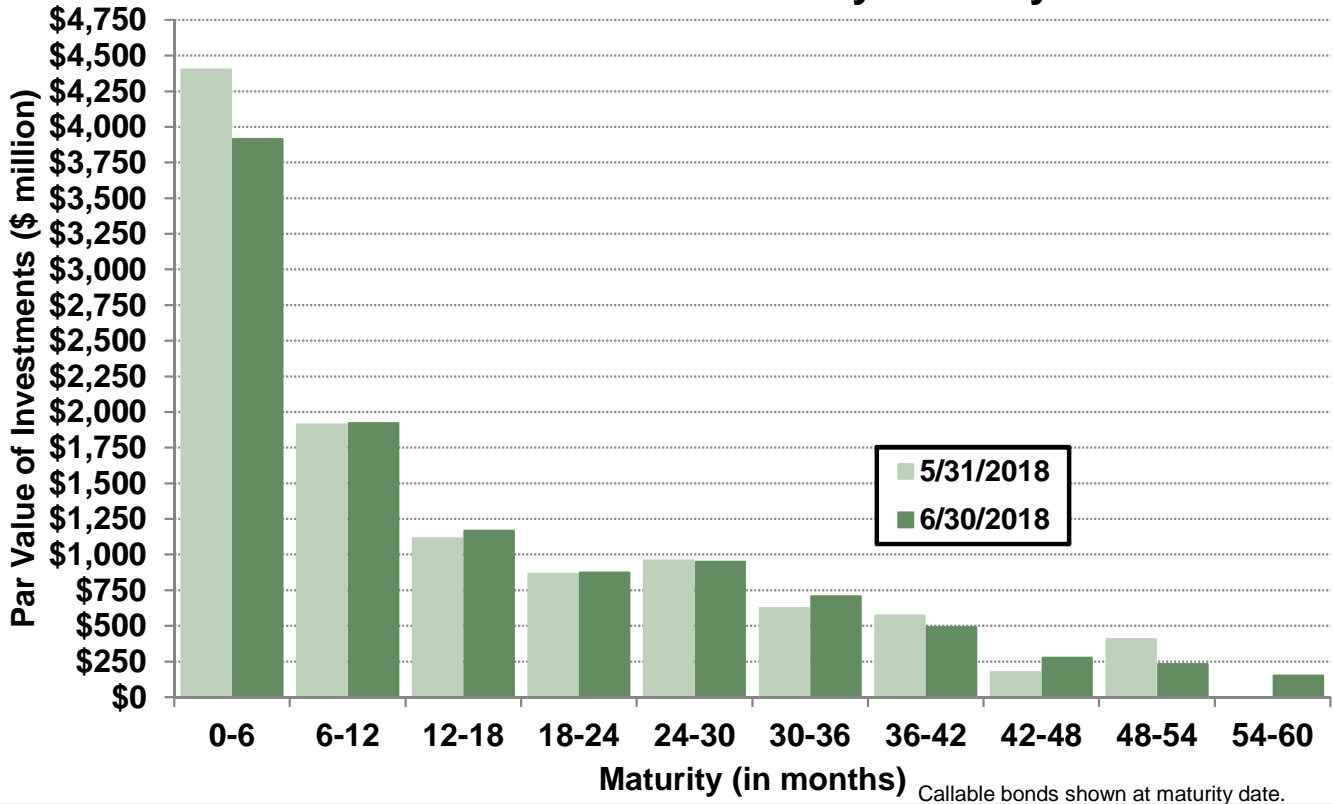
Investment Type	(\$ million)	Par Value	Book Value	Market Value
U.S. Treasuries	\$ 1,085.0	\$ 1,075.1	\$ 1,070.0	\$ 1,070.0
Federal Agencies	4,976.9	4,973.7	4,922.5	4,922.5
State & Local Government				
Agency Obligations	191.1	192.9	189.5	189.5
Public Time Deposits	25.2	25.2	25.2	25.2
Negotiable CDs	2,187.8	2,187.8	2,188.6	2,188.6
Commercial Paper	927.0	917.4	922.2	922.2
Medium Term Notes	98.5	98.4	98.2	98.2
Money Market Funds	407.0	407.0	407.0	407.0
Supranationals	782.3	778.5	773.7	773.7
Total	\$ 10,680.8	\$ 10,656.0	\$ 10,596.9	\$ 10,596.9



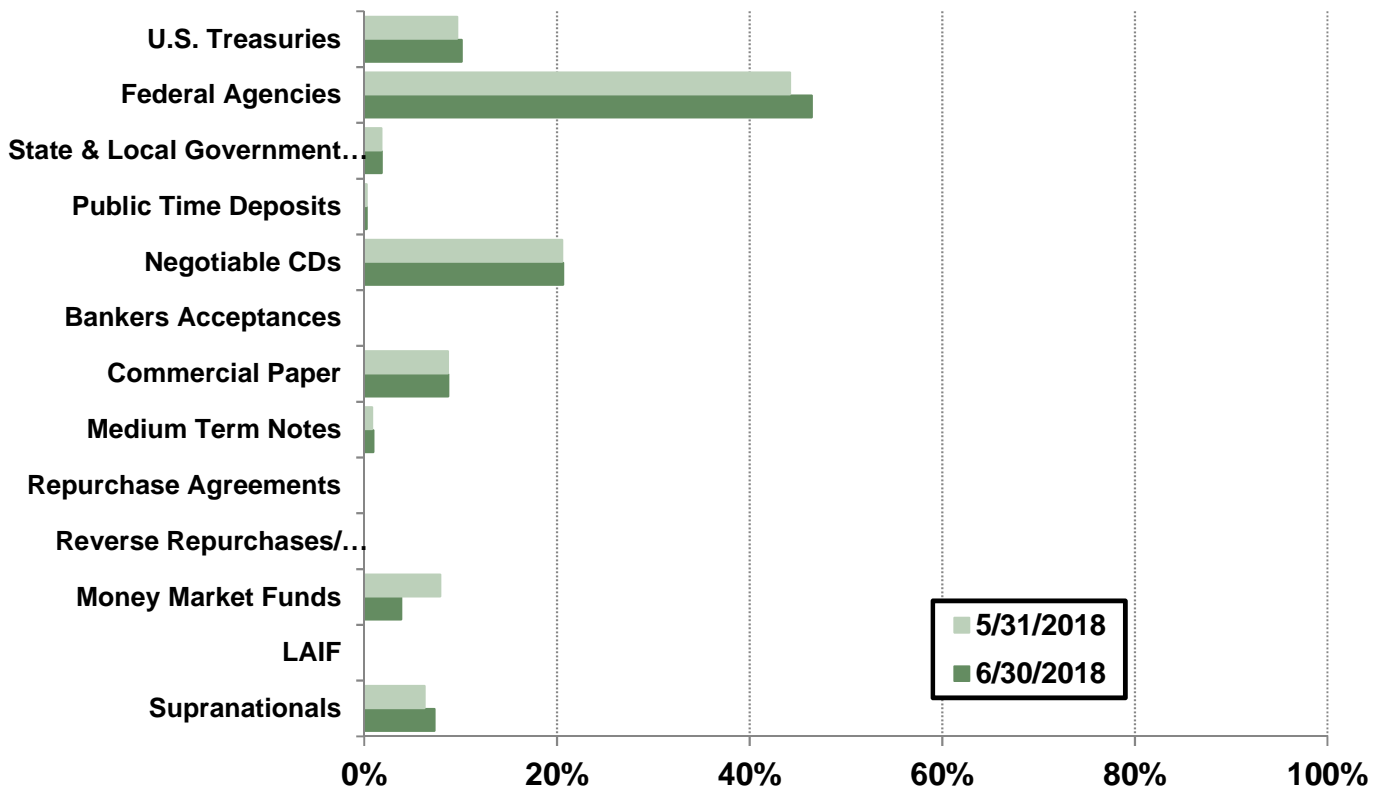
Portfolio Analysis

Pooled Fund

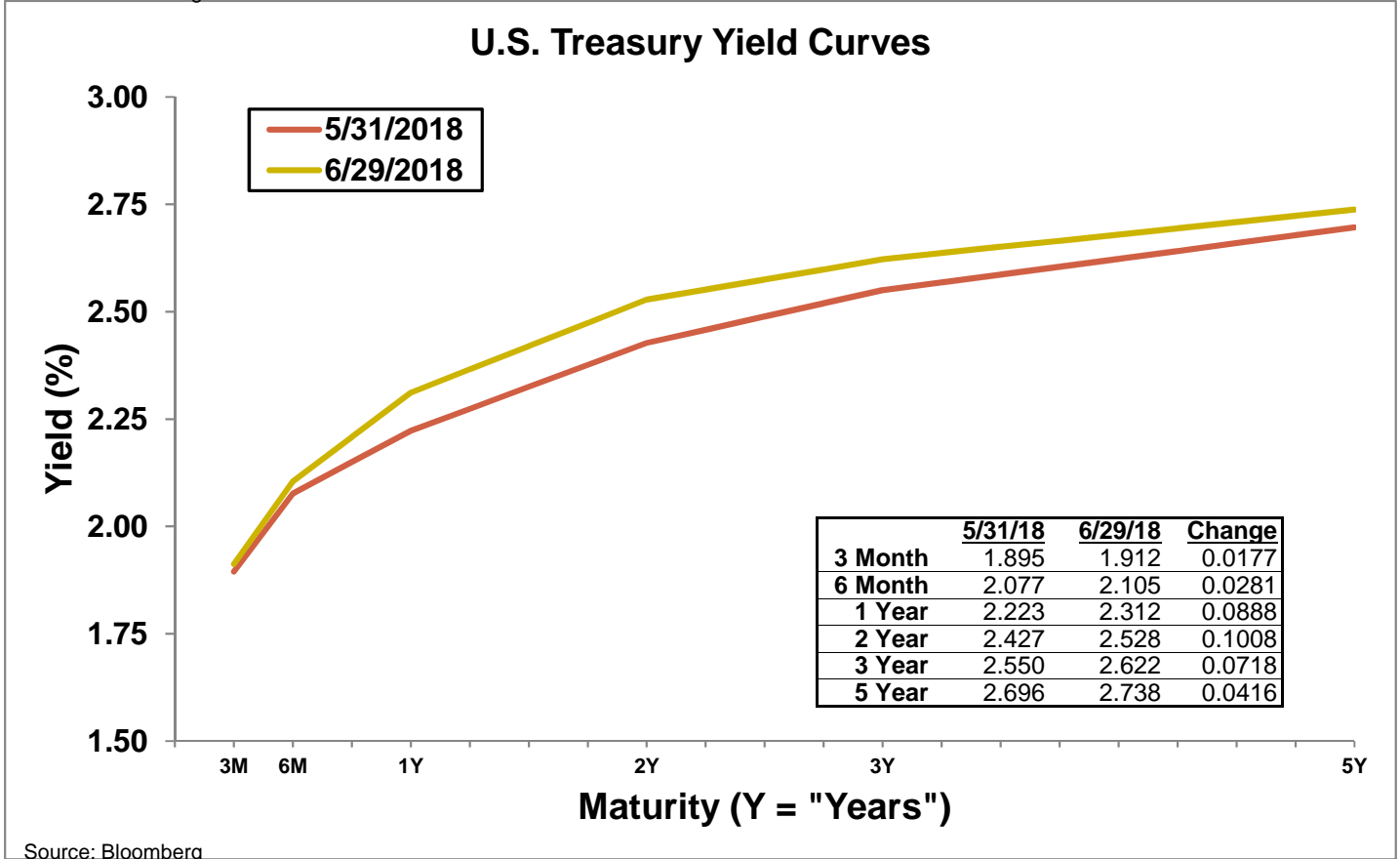
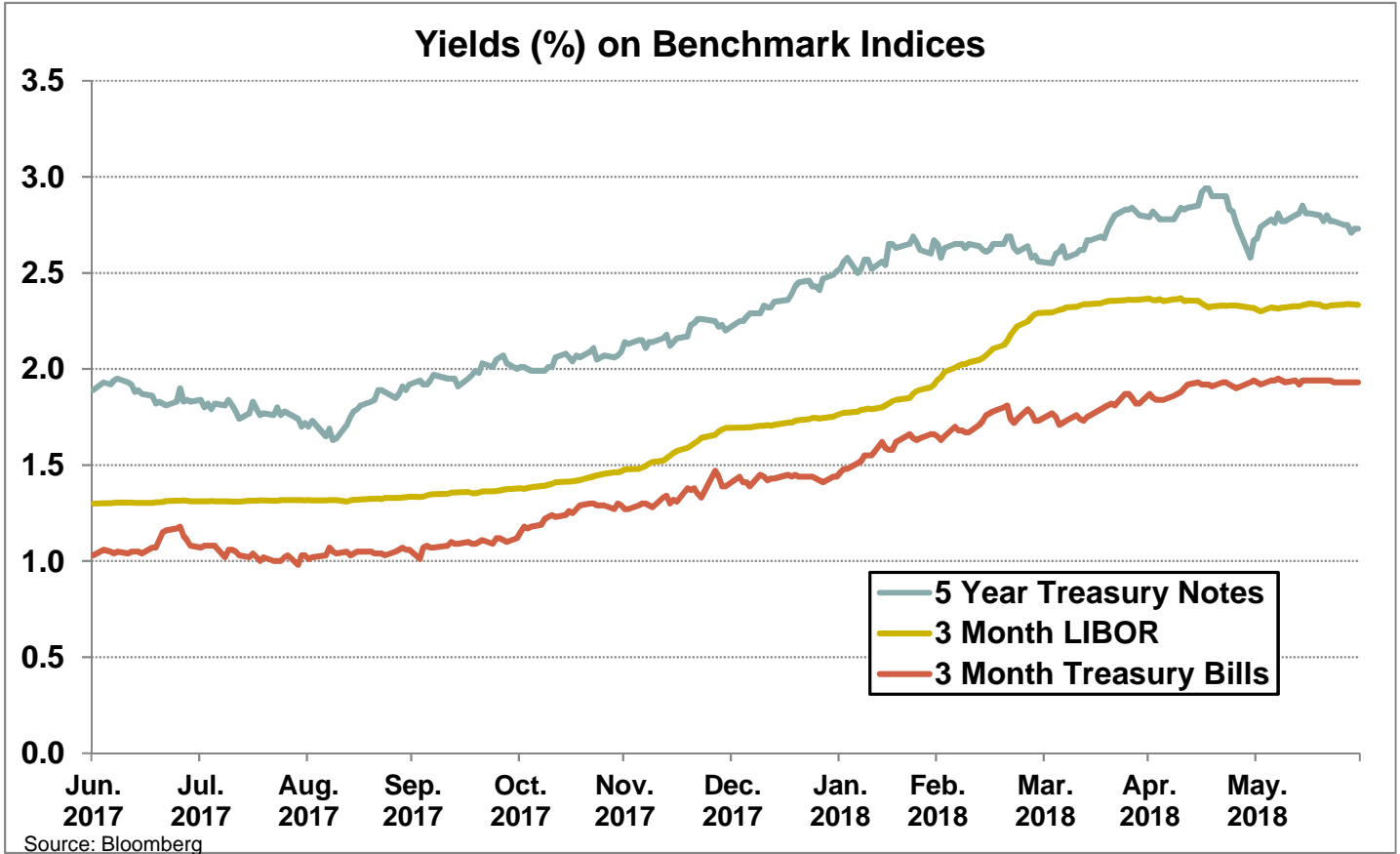
Par Value of Investments by Maturity



Asset Allocation by Market Value



Yield Curves



Investment Inventory

Pooled Fund

As of June 30, 2018

Type of Investment	CUSIP	Issuer Name	Settle		Maturity		Par Value	Book Value	Amortized Book Value	Market Value	
			Date	Date	Date	Date					
U.S. Treasuries	912796NQ8	TREASURY BILL	2/13/2018	8/16/2018	0.00	\$	50,000,000	\$	49,888,194	\$	49,888,426
U.S. Treasuries	912828C3	US TREASURY	2/14/2018	8/31/2018	0.75		25,000,000		24,857,422		24,952,750
U.S. Treasuries	912796QA0	TREASURY BILL	3/29/2018	9/27/2018	0.00		50,000,000		49,520,354		49,775,056
U.S. Treasuries	912796QA0	TREASURY BILL	3/29/2018	9/27/2018	0.00		50,000,000		49,523,261		49,775,056
U.S. Treasuries	912828L81	US TREASURY	12/13/2017	10/15/2018	0.88		50,000,000		49,666,016		49,839,000
U.S. Treasuries	912828L81	US TREASURY	1/10/2018	10/15/2018	0.88		50,000,000		49,671,875		49,839,000
U.S. Treasuries	912828T83	US TREASURY	2/15/2018	10/31/2018	0.75		25,000,000		24,795,898		24,896,500
U.S. Treasuries	912828WD8	US TREASURY NB	12/19/2017	10/31/2018	1.25		50,000,000		49,804,688		49,871,000
U.S. Treasuries	912828N63	US TREASURY	6/25/2018	1/15/2019	1.13		15,000,000		14,989,505		14,915,700
U.S. Treasuries	912828V56	US TREASURY	2/15/2018	1/31/2019	1.13		50,000,000		49,597,527		49,691,500
U.S. Treasuries	912828P53	US TREASURY	4/12/2018	2/15/2019	0.75		50,000,000		49,495,511		49,547,000
U.S. Treasuries	912796PT0	TREASURY BILL	3/1/2018	2/28/2019	0.00		50,000,000		48,978,778		49,289,934
U.S. Treasuries	912828Q52	US TREASURY	6/7/2018	4/15/2019	0.88		50,000,000		49,400,978		49,443,500
U.S. Treasuries	912828R44	US TREASURY	5/10/2018	5/15/2019	0.88		50,000,000		49,457,885		49,443,500
U.S. Treasuries	912796QH5	TREASURY BILL	5/24/2018	5/23/2019	0.00		60,000,000		34,499,609		34,559,700
U.S. Treasuries	912828X54	US TREASURY	5/24/2018	5/31/2019	0.00		60,000,000		58,619,833		58,798,286
U.S. Treasuries	912828T59	US TREASURY	5/18/2018	10/15/2019	1.00		25,000,000		24,514,728		24,544,000
U.S. Treasuries	912828XN8	US TREASURY	1/16/2018	12/31/2019	1.88		50,000,000		49,871,094		49,553,000
U.S. Treasuries	912828XU9	US TREASURY	6/20/2017	6/15/2020	1.50		50,000,000		49,982,422		49,017,500
U.S. Treasuries	912828S27	US TREASURY	8/15/2017	6/30/2021	1.13		25,000,000		24,519,531		23,920,000
U.S. Treasuries	912828T67	US TSY NT	11/10/2016	10/31/2021	1.25		50,000,000		49,574,219		47,769,500
U.S. Treasuries	912828U65	US TSY NT	12/13/2016	11/30/2021	1.75		100,000,000		99,312,500		97,047,000
U.S. Treasuries	912828XW5	US TREASURY	8/15/2017	6/30/2022	1.75		25,000,000		24,977,539		24,103,500
Subtotals					0.90	\$	1,085,000,000	\$	1,075,080,435	\$	1,077,999,538
Federal Agencies	313385YV2	FED HOME LN DISCOUNT NT	5/23/2018	7/2/2018	0.00	\$	25,000,000	\$	24,998,736	\$	25,000,000
Federal Agencies	313385YV6	FED HOME LN DISCOUNT NT	5/30/2018	7/5/2018	0.00		15,000,000		14,973,150		14,997,600
Federal Agencies	313385ZE9	FED HOME LN DISCOUNT NT	6/19/2018	7/11/2018	0.00		16,000,000		15,981,716		15,992,480
Federal Agencies	313385ZG4	FED HOME LN DISCOUNT NT	6/6/2018	7/13/2018	0.00		14,200,000		14,173,146		14,191,906
Federal Agencies	313385BQ7	FEDERAL FARM CREDIT BANK	5/19/2016	7/19/2018	2.21		25,000,000		25,000,000		25,003,500
Federal Agencies	313385BQ7	FEDERAL FARM CREDIT BANK	5/19/2016	7/19/2018	2.21		25,000,000		25,000,000		25,003,500
Federal Agencies	3130A8U50	FEDERAL HOME LOAN BANK	7/29/2016	7/25/2018	0.83		22,250,000		22,223,211		22,233,535
Federal Agencies	3134G9Q67	FREDDIE MAC	7/27/2016	7/27/2018	1.05		25,000,000		25,000,000		24,985,500
Federal Agencies	3134G9Q67	FREDDIE MAC	7/27/2016	7/27/2018	1.05		25,000,000		24,999,777		24,985,500
Federal Agencies	313385E77	FED HOME LN DISCOUNT NT	5/30/2018	9/6/2018	0.00		15,000,000		14,920,594		14,946,600
Federal Agencies	313385FQ3	FEDERAL FARM CREDIT BANK	9/21/2016	9/14/2018	0.88		25,000,000		24,981,029		24,945,250
Federal Agencies	3130A9C90	FEDERAL HOME LOAN BANK	9/28/2016	9/28/2018	1.05		25,000,000		25,000,000		24,941,250
Federal Agencies	313385GFK6	FEDERAL FARM CREDIT BANK	6/17/2016	10/17/2018	2.22		25,000,000		25,000,000		25,019,000
Federal Agencies	313385GFK6	FEDERAL FARM CREDIT BANK	6/17/2016	10/17/2018	2.22		25,000,000		25,000,000		25,019,000
Federal Agencies	313376BR5	FEDERAL HOME LOAN BANK	1/18/2017	12/14/2018	1.75		2,770,000		2,772,209		2,764,349
Federal Agencies	313376BR5	FEDERAL HOME LOAN BANK	12/20/2016	12/14/2018	1.75		15,000,000		15,127,350		14,969,400
Federal Agencies	313376BR5	FEDERAL HOME LOAN BANK	8/23/2017	12/14/2018	1.75		25,000,000		25,136,250		24,949,000
Federal Agencies	3135G0G72	FANNIE MAE	11/8/2017	12/14/2018	1.13		3,775,000		3,756,648		3,757,937
Federal Agencies	313385DM4	FEDERAL FARM CREDIT BANK	6/2/2016	1/2/2019	2.16		25,000,000		25,000,000		25,032,500
Federal Agencies	313385G2V6	FEDERAL FARM CREDIT BANK	1/3/2017	1/3/2019	2.05		25,000,000		25,000,000		25,018,750
Federal Agencies	3130AAE46	FEDERAL HOME LOAN BANK	4/4/2018	1/16/2019	1.25		8,270,000		8,236,824		8,226,913
Federal Agencies	3134GAH23	FREDDIE MAC	1/17/2017	1/17/2019	1.50		25,000,000		25,000,000		24,985,250
Federal Agencies	3130A8V73	FEDERAL HOME LOAN BANK	7/28/2016	1/25/2019	1.05		25,000,000		25,000,000		24,836,250
Federal Agencies	3132X0EK3	FARMER MAC	1/25/2016	1/25/2019	2.46		25,000,000		25,000,000		25,034,250

Investment Inventory

Pooled Fund

Type of Investment	CUSIP	Issuer Name	Settle Date	Maturity Date	Coupon	Par Value	Book Value	Amortized Book Value	Market Value
Federal Agencies	3134GAS39	FREDDIE MAC	2/1/2017	2/1/2019	1.50	25,000,000	25,000,000	25,000,000	24,989,000
Federal Agencies	3132X0R94	FARMER MAC	4/5/2018	2/15/2019	2.14	25,000,000	25,000,000	25,000,000	24,967,500
Federal Agencies	3133EGBU8	FEDERAL FARM CREDIT BANK	5/25/2016	2/25/2019	2.27	50,000,000	50,000,000	50,000,000	50,088,500
Federal Agencies	3130AAXX1	FEDERAL HOME LOAN BANK	4/6/2018	3/18/2019	1.38	9,436,516	9,436,516	9,447,388	9,439,200
Federal Agencies	3130AAXX1	FEDERAL HOME LOAN BANK	4/6/2018	3/18/2019	1.38	50,000,000	49,655,627	49,715,392	49,680,000
Federal Agencies	3132X0ED9	FARMER MAC	1/19/2016	3/19/2019	2.40	40,000,000	40,000,000	40,000,000	40,058,800
Federal Agencies	3133EJHG7	FEDERAL FARM CREDIT BANK	3/22/2018	3/22/2019	2.13	25,000,000	24,993,050	24,994,973	24,974,250
Federal Agencies	3133EJHG7	FEDERAL FARM CREDIT BANK	3/22/2018	3/22/2019	2.13	25,000,000	24,993,050	24,994,973	24,974,250
Federal Agencies	3134GBFR8	FREDDIE MAC	4/5/2017	4/5/2019	1.40	25,000,000	25,000,000	25,000,000	24,832,000
Federal Agencies	3137EADZ9	FREDDIE MAC	5/10/2018	4/15/2019	1.13	19,979,000	19,781,033	19,798,089	19,794,794
Federal Agencies	3133EFL75	FEDERAL FARM CREDIT BANK	6/6/2018	5/16/2019	1.17	5,900,000	5,838,935	5,839,817	5,840,941
Federal Agencies	3133EGAV7	FEDERAL FARM CREDIT BANK	12/5/2017	5/17/2019	1.17	50,350,000	49,861,605	50,054,003	49,824,346
Federal Agencies	3136G3QP3	FANNIE MAE	5/24/2016	5/24/2019	1.25	10,000,000	10,000,000	10,000,000	9,901,300
Federal Agencies	3130ABF92	FEDERAL HOME LOAN BANK	5/12/2016	5/28/2019	1.38	30,000,000	29,943,300	29,974,842	29,734,500
Federal Agencies	3133EHLG6	FEDERAL FARM CREDIT BANK	5/30/2017	5/30/2019	1.32	27,000,000	26,983,800	26,992,610	26,745,660
Federal Agencies	3130AEFB1	FEDERAL HOME LOAN BANK	6/6/2018	6/6/2019	2.25	12,450,000	12,439,169	12,439,910	12,433,317
Federal Agencies	3133EHRM1	FEDERAL FARM CREDIT BANK	6/12/2017	6/12/2019	1.38	50,000,000	50,000,000	50,000,000	49,537,500
Federal Agencies	313379EE5	FEDERAL HOME LOAN BANK	6/9/2017	6/14/2019	1.63	25,000,000	25,105,750	25,050,069	24,818,500
Federal Agencies	313379EE5	FEDERAL HOME LOAN BANK	8/23/2017	6/14/2019	1.63	25,000,000	25,108,750	25,057,341	24,818,500
Federal Agencies	313379EE5	FEDERAL HOME LOAN BANK	8/9/2017	6/14/2019	1.63	35,750,000	35,875,840	35,814,974	35,490,455
Federal Agencies	3134G9QW4	FREDDIE MAC	6/14/2016	6/14/2019	1.28	50,000,000	50,000,000	50,000,000	49,488,000
Federal Agencies	3133EGJX0	FEDERAL FARM CREDIT BANK	5/23/2018	7/5/2019	1.08	35,370,000	34,982,699	34,887,285	34,887,907
Federal Agencies	3130AC7C2	FEDERAL HOME LOAN BANK	8/23/2017	7/11/2019	1.40	15,000,000	15,005,400	15,002,948	14,852,550
Federal Agencies	3134G9YR2	FREDDIE MAC	7/12/2016	7/12/2019	1.50	50,000,000	50,000,000	50,000,000	49,648,000
Federal Agencies	3130A8Y72	FEDERAL HOME LOAN BANK	4/19/2018	8/5/2019	0.88	5,000,000	4,914,081	4,919,736	4,915,900
Federal Agencies	3130A8Y72	FEDERAL HOME LOAN BANK	5/10/2018	8/5/2019	0.88	6,000,000	5,900,450	5,899,080	5,899,080
Federal Agencies	3130A8Y72	FEDERAL HOME LOAN BANK	4/19/2018	8/5/2019	0.88	24,000,000	23,588,847	23,615,797	23,596,320
Federal Agencies	3133EGED3	FEDERAL FARM CREDIT BANK	6/9/2016	8/9/2019	2.23	25,000,000	25,000,000	25,000,000	25,075,500
Federal Agencies	3133EGED3	FEDERAL FARM CREDIT BANK	6/9/2016	8/9/2019	2.23	25,000,000	25,000,000	25,000,000	25,075,500
Federal Agencies	3134G94F1	FREDDIE MAC	8/15/2016	8/15/2019	1.25	25,000,000	25,000,000	25,000,000	24,690,000
Federal Agencies	3133EGX67	FEDERAL FARM CREDIT BANK	12/20/2016	8/20/2019	2.20	50,000,000	50,000,000	50,000,000	50,117,500
Federal Agencies	3135G0P23	FANNIE MAE	8/30/2016	8/23/2019	1.25	20,000,000	20,000,000	20,000,000	19,704,400
Federal Agencies	3136G3X59	FANNIE MAE	8/23/2016	8/23/2019	1.10	25,000,000	25,000,000	25,000,000	24,624,250
Federal Agencies	3134G9GS0	FREDDIE MAC	5/26/2016	8/26/2019	1.25	25,000,000	25,000,000	25,000,000	24,661,000
Federal Agencies	3134GAFY5	FREDDIE MAC	1/28/2017	8/28/2019	1.30	8,450,000	8,374,795	8,400,138	8,333,137
Federal Agencies	3134GAHR8	FREDDIE MAC	9/23/2016	9/23/2019	1.63	25,000,000	25,000,000	25,000,000	24,875,250
Federal Agencies	3135G0Q30	FANNIE MAE	10/21/2016	9/27/2019	1.18	50,000,000	50,000,000	50,000,000	49,203,500
Federal Agencies	3132X0KH3	FARMER MAC	10/6/2016	10/1/2019	2.32	50,000,000	50,000,000	50,000,000	50,071,000
Federal Agencies	3133EGXK6	FEDERAL FARM CREDIT BANK	12/1/2017	10/11/2019	1.12	20,000,000	19,732,000	19,815,676	19,641,000
Federal Agencies	3134G8TG4	FREDDIE MAC	4/11/2016	10/11/2019	1.50	15,000,000	15,000,000	15,000,000	14,813,850
Federal Agencies	3130ACM92	FEDERAL HOME LOAN BANK	10/13/2017	10/21/2019	1.50	21,500,000	21,461,945	21,475,403	21,228,455
Federal Agencies	3136G0T68	FANNIE MAE	8/28/2017	10/24/2019	1.33	14,000,000	13,968,220	13,980,617	13,778,660
Federal Agencies	3134GBHT2	FREDDIE MAC	9/12/2017	10/25/2019	1.63	50,000,000	50,024,500	50,015,245	49,443,000
Federal Agencies	3136G4FJ7	FANNIE MAE	10/25/2016	10/25/2019	1.20	25,000,000	25,000,000	25,000,000	24,591,500
Federal Agencies	3136G4EZ2	FANNIE MAE	10/28/2016	10/30/2019	1.13	50,000,000	49,950,000	49,977,849	49,124,500
Federal Agencies	3134GAVL5	FREDDIE MAC	1/4/2016	11/4/2019	1.17	100,000,000	100,000,000	100,000,000	98,250,000
Federal Agencies	3133EJRU5	FEDERAL FARM CREDIT BANK	6/14/2018	11/14/2019	2.45	50,000,000	49,987,500	49,969,000	49,969,000
Federal Agencies	3136G3LV5	FANNIE MAE	5/26/2016	11/26/2019	1.35	8,950,000	8,950,000	8,950,000	8,811,096
Federal Agencies	3133EGN43	FEDERAL FARM CREDIT BANK	12/2/2016	12/2/2019	2.16	50,000,000	50,000,000	50,000,000	50,160,500
Federal Agencies	3130A0JR2	FEDERAL HOME LOAN BANK	12/15/2017	12/13/2019	2.38	11,360,000	11,464,888	11,436,361	11,338,302
Federal Agencies	3130A0JR2	FEDERAL HOME LOAN BANK	12/12/2017	12/13/2019	2.38	20,000,000	20,186,124	20,134,946	19,961,800

Investment Inventory

Pooled Fund

Type of Investment	CUSIP	Issuer Name	Settle Date	Maturity Date	Coupon	Par Value	Book Value	Amortized Book Value	Market Value
Federal Agencies	3130A0JR2	FEDERAL HOME LOAN BANK	12/15/2017	12/13/2019	2.38	40,000,000	40,369,200	40,268,786	39,923,600
Federal Agencies	3132X0PG0	FARMER MAC	2/10/2017	1/3/2020	2.07	50,000,000	50,000,000	50,000,000	50,061,500
Federal Agencies	3134G9VR5	FREDDIE MAC	7/6/2016	1/6/2020	1.38	25,000,000	25,000,000	25,000,000	24,693,500
Federal Agencies	3136G4KQ5	FANNIE MAE	11/17/2017	1/17/2020	1.65	1,000,000	996,070	997,193	986,920
Federal Agencies	3136G4KQ5	FANNIE MAE	11/17/2017	1/17/2020	1.65	31,295,000	31,172,011	31,207,150	30,885,661
Federal Agencies	3133EJLU1	FEDERAL FARM CREDIT BANK	4/24/2018	1/24/2020	2.42	25,000,000	24,996,500	24,996,157	24,958,750
Federal Agencies	3133EJLU1	FEDERAL FARM CREDIT BANK	4/24/2018	1/24/2020	2.42	25,000,000	24,995,700	24,996,157	24,958,750
Federal Agencies	3130ADN32	FEDERAL HOME LOAN BANK	2/9/2018	2/11/2020	2.13	50,000,000	49,908,500	49,926,250	49,694,500
Federal Agencies	313378J77	FEDERAL HOME LOAN BANK	5/17/2017	3/13/2020	1.88	15,710,000	15,843,849	15,790,621	15,533,263
Federal Agencies	3133EHZN6	FEDERAL FARM CREDIT BANK	9/20/2017	3/20/2020	1.45	20,000,000	19,979,400	19,985,815	19,631,400
Federal Agencies	3133EJHL6	FEDERAL FARM CREDIT BANK	3/27/2018	3/27/2020	2.38	50,000,000	49,964,000	49,968,728	49,846,000
Federal Agencies	3136G3TK1	FANNIE MAE	7/6/2016	4/6/2020	1.50	25,000,000	25,000,000	25,000,000	24,784,250
Federal Agencies	3134GBET5	FREDDIE MAC	5/22/2016	4/13/2020	1.80	10,000,000	9,858,900	9,848,683	9,855,700
Federal Agencies	3136G4BL6	FANNIE MAE	10/17/2016	4/17/2020	1.25	15,000,000	15,000,000	15,000,000	14,659,350
Federal Agencies	3130AE2M1	FEDERAL HOME LOAN BANK	4/20/2018	4/20/2020	2.50	50,000,000	50,000,000	50,000,000	49,924,000
Federal Agencies	3137EAE7	FREDDIE MAC	4/19/2018	4/23/2020	2.50	35,000,000	34,992,300	34,993,065	34,938,750
Federal Agencies	3130AE2U3	FEDERAL HOME LOAN BANK	4/24/2018	4/24/2020	2.51	50,000,000	50,000,000	50,000,000	49,839,000
Federal Agencies	3130AE2U3	FEDERAL HOME LOAN BANK	4/24/2018	4/24/2020	2.51	50,000,000	50,000,000	50,000,000	49,839,000
Federal Agencies	3134GBLY6	FREDDIE MAC	5/8/2017	5/8/2020	1.75	25,000,000	25,000,000	25,000,000	24,901,250
Federal Agencies	3134GBPB2	FREDDIE MAC	5/30/2017	5/22/2020	1.70	15,750,000	15,750,000	15,750,000	15,482,723
Federal Agencies	3133EHK5	FEDERAL FARM CREDIT BANK	6/15/2017	6/15/2020	1.54	25,000,000	24,997,500	24,998,369	24,502,000
Federal Agencies	3133EHNK5	FEDERAL FARM CREDIT BANK	6/15/2017	6/15/2020	1.54	26,900,000	26,894,620	26,896,490	26,364,152
Federal Agencies	3134GBST0	FREDDIE MAC	6/22/2017	6/22/2020	1.65	14,675,000	14,675,000	14,675,000	14,405,567
Federal Agencies	3134GBTX0	FREDDIE MAC	6/29/2017	6/29/2020	1.75	50,000,000	49,990,000	49,993,349	49,137,500
Federal Agencies	3136G3TG0	FANNIE MAE	6/30/2016	6/30/2020	1.38	15,000,000	15,000,000	15,000,000	14,699,700
Federal Agencies	3134GB5M0	FREDDIE MAC	12/1/2017	7/1/2020	1.96	50,000,000	50,000,000	50,000,000	49,469,000
Federal Agencies	3133EHQB2	FEDERAL FARM CREDIT BANK	7/6/2017	7/6/2020	1.55	25,000,000	24,989,961	24,993,258	24,488,000
Federal Agencies	3130ABNV4	FEDERAL HOME LOAN BANK	7/13/2017	7/13/2020	1.75	50,000,000	50,000,000	50,000,000	49,038,500
Federal Agencies	3134GBXV9	FREDDIE MAC	7/13/2017	7/13/2020	1.85	50,000,000	50,000,000	50,000,000	49,124,500
Federal Agencies	3135G0T60	FANNIE MAE	8/1/2017	7/30/2020	1.50	50,000,000	49,848,500	49,894,753	48,864,000
Federal Agencies	3130ABZE9	FEDERAL HOME LOAN BANK	8/28/2017	8/28/2020	1.65	6,700,000	6,699,330	6,699,518	6,567,206
Federal Agencies	3130ABZN9	FEDERAL HOME LOAN BANK	8/28/2017	8/28/2020	1.80	25,000,000	25,000,000	25,000,000	24,549,500
Federal Agencies	3130ABZN9	FEDERAL HOME LOAN BANK	8/28/2017	8/28/2020	1.80	50,000,000	50,000,000	50,000,000	49,099,000
Federal Agencies	3130ADT93	FEDERAL HOME LOAN BANK	3/14/2018	9/14/2020	2.40	25,000,000	24,984,458	24,986,309	24,885,500
Federal Agencies	3130ACE26	FEDERAL HOME LOAN BANK	9/8/2017	9/28/2020	1.38	18,000,000	17,942,220	17,957,545	17,500,500
Federal Agencies	3130ACE26	FEDERAL HOME LOAN BANK	9/8/2017	9/28/2020	1.38	30,000,000	29,903,700	29,929,242	29,167,500
Federal Agencies	3130ACK52	FEDERAL HOME LOAN BANK	3/12/2018	10/5/2020	1.70	25,530,000	25,035,101	25,093,666	24,980,850
Federal Agencies	3132X0KR1	FARMER MAC	11/2/2016	11/2/2020	2.20	25,000,000	25,000,000	25,000,000	25,099,250
Federal Agencies	3132X0ZF1	FARMER MAC	11/13/2017	11/9/2020	1.93	12,000,000	11,970,000	11,976,319	11,784,600
Federal Agencies	3137EAEK1	FREDDIE MAC	11/15/2017	11/17/2020	1.88	50,000,000	49,952,000	49,961,967	49,076,000
Federal Agencies	3134GBX56	FREDDIE MAC	11/24/2017	11/24/2020	2.25	60,000,000	60,223,200	60,178,601	59,606,400
Federal Agencies	3134GBLR1	FREDDIE MAC	5/25/2017	11/25/2020	1.75	24,715,000	24,712,529	24,713,305	24,166,821
Federal Agencies	3133EHW58	FEDERAL FARM CREDIT BANK	11/27/2017	11/27/2020	1.90	25,000,000	24,992,629	24,994,082	24,556,750
Federal Agencies	3133EHW58	FEDERAL FARM CREDIT BANK	11/27/2017	11/27/2020	1.90	25,000,000	24,992,629	24,994,082	24,556,750
Federal Agencies	3130A3UQ5	FEDERAL HOME LOAN BANK	12/13/2017	12/11/2020	1.88	10,000,000	9,957,600	9,965,351	9,795,400
Federal Agencies	3132X0Z70	FARMER MAC	12/15/2017	12/15/2020	2.05	12,750,000	12,741,458	12,743,001	12,562,193
Federal Agencies	3133EGX75	FEDERAL FARM CREDIT BANK	12/21/2016	12/21/2020	2.28	50,000,000	50,000,000	50,000,000	50,257,500
Federal Agencies	3133EFTX5	FEDERAL FARM CREDIT BANK	12/24/2015	12/24/2020	2.42	100,000,000	100,000,000	100,000,000	100,793,000
Federal Agencies	3133EG4T9	FEDERAL FARM CREDIT BANK	1/25/2017	1/25/2021	2.25	20,000,000	20,000,000	20,000,000	20,075,800
Federal Agencies	3133EG4T9	FEDERAL FARM CREDIT BANK	1/25/2017	1/25/2021	2.25	20,000,000	20,000,000	20,000,000	20,075,800
Federal Agencies	3130AC2K9	FEDERAL HOME LOAN BANK	9/20/2017	2/10/2021	1.87	50,200,000	50,189,960	50,192,261	49,181,944

Investment Inventory

Pooled Fund

Type of Investment	CUSIP	Issuer Name	Settle Date	Maturity Date	Coupon	Par Value	Book Value	Amortized Book Value	Market Value
Federal Agencies	3133EJCE7	FEDERAL FARM CREDIT BANK	4/16/2018	2/12/2021	2.35	50,000,000	49,882,598	49,697,715	49,573,000
Federal Agencies	3137EAE19	FREDDIE MAC	2/16/2018	2/16/2021	2.38	22,000,000	21,941,920	21,949,074	21,831,480
Federal Agencies	3134GBD58	FREDDIE MAC	8/30/2017	2/26/2021	1.80	5,570,000	5,569,443	5,569,576	5,433,535
Federal Agencies	3130AAYP7	FEDERAL HOME LOAN BANK	8/11/2017	3/22/2021	2.20	8,585,000	8,593,327	8,591,282	8,585,258
Federal Agencies	3132X0Q53	FARMER MAC	3/29/2018	3/29/2021	2.60	6,350,000	6,343,079	6,343,672	6,333,681
Federal Agencies	3132X0Q53	FARMER MAC	3/29/2018	3/29/2021	2.60	20,420,000	20,427,710	20,429,621	20,397,444
Federal Agencies	3134GBJP8	FREDDIE MAC	11/16/2017	5/3/2021	1.89	22,000,000	21,874,600	21,897,120	21,443,620
Federal Agencies	3133EJNS4	FEDERAL FARM CREDIT BANK	5/22/2018	5/10/2021	2.70	17,700,000	17,669,025	17,654,826	17,694,159
Federal Agencies	3134GSNV3	FREDDIE MAC	6/14/2018	6/14/2021	2.80	50,000,000	49,992,500	49,992,616	49,933,000
Federal Agencies	3130ACVS0	FEDERAL HOME LOAN BANK	11/30/2017	6/15/2021	2.13	50,000,000	50,000,000	50,000,000	49,002,500
Federal Agencies	3130ACVS0	FEDERAL HOME LOAN BANK	11/30/2017	6/15/2021	2.13	50,000,000	50,000,000	50,000,000	49,002,500
Federal Agencies	3135G0U35	FANNIE MAE	6/25/2018	6/22/2021	2.75	25,000,000	24,994,250	24,994,282	25,022,250
Federal Agencies	3134GBJ60	FREDDIE MAC	9/29/2017	6/29/2021	1.90	50,000,000	50,000,000	50,000,000	48,697,000
Federal Agencies	3134G9H26	FREDDIE MAC	1/29/2018	6/30/2021	1.50	1,219,000	1,201,934	1,204,026	1,196,436
Federal Agencies	3134G9H26	FREDDIE MAC	1/25/2018	6/30/2021	1.50	3,917,000	3,869,996	3,875,890	3,844,496
Federal Agencies	3130ACQ98	FEDERAL HOME LOAN BANK	11/1/2017	7/1/2021	2.08	100,000,000	100,000,000	100,000,000	97,953,000
Federal Agencies	3134GBM25	FREDDIE MAC	10/2/2017	7/1/2021	1.92	50,000,000	50,000,000	50,000,000	48,744,000
Federal Agencies	3130ACF33	FEDERAL HOME LOAN BANK	9/18/2017	9/13/2021	1.88	25,000,000	24,927,500	24,941,741	24,288,250
Federal Agencies	3135G0Q89	FANNIE MAE	10/21/2016	10/7/2021	1.38	25,000,000	25,000,000	25,000,000	23,963,750
Federal Agencies	3133EGZJ7	FEDERAL FARM CREDIT BANK	10/25/2016	10/25/2021	1.38	14,500,000	14,500,000	14,500,000	13,876,065
Federal Agencies	3133EGZJ7	FEDERAL FARM CREDIT BANK	10/25/2016	10/25/2021	1.38	15,000,000	15,000,000	15,000,000	14,354,550
Federal Agencies	3133EGS97	FEDERAL FARM CREDIT BANK	12/8/2016	12/8/2021	2.30	25,000,000	25,000,000	25,000,000	25,137,750
Federal Agencies	3133EGS97	FEDERAL FARM CREDIT BANK	12/8/2016	12/8/2021	2.30	25,000,000	25,000,000	25,000,000	25,137,750
Federal Agencies	3130ACB60	FEDERAL HOME LOAN BANK	9/8/2017	12/15/2021	2.00	50,000,000	50,000,000	50,000,000	48,543,000
Federal Agencies	3135G0T45	FANNIE MAE	6/6/2017	4/5/2022	1.88	25,000,000	25,072,250	25,056,276	24,237,000
Federal Agencies	3134GBQ60	FREDDIE MAC	5/25/2017	5/25/2022	2.18	50,000,000	50,000,000	50,000,000	48,699,000
Federal Agencies	3133EHL77	FEDERAL FARM CREDIT BANK	6/6/2017	6/2/2022	1.88	50,000,000	50,059,250	50,046,568	48,366,000
Federal Agencies	3133EHL77	FEDERAL FARM CREDIT BANK	6/9/2017	6/2/2022	1.88	50,000,000	49,997,500	49,998,032	48,366,000
Federal Agencies	3133EJRN1	FEDERAL FARM CREDIT BANK	6/13/2018	6/13/2022	3.00	25,000,000	24,957,500	24,958,024	24,990,750
Federal Agencies	3134GBF72	FREDDIE MAC	9/15/2017	6/15/2022	2.01	50,000,000	50,000,000	50,000,000	48,273,500
Federal Agencies	3134GBN73	FREDDIE MAC	10/2/2017	7/1/2022	2.07	50,000,000	50,000,000	50,000,000	48,557,000
Federal Agencies	3134GBW99	FREDDIE MAC	11/1/2017	7/1/2022	2.24	100,000,000	100,000,000	100,000,000	97,619,000
Federal Agencies	3134GBXU1	FREDDIE MAC	7/27/2017	7/27/2022	2.25	31,575,000	31,575,000	31,575,000	30,649,221
Federal Agencies	3130AC7E8	FEDERAL HOME LOAN BANK	9/1/2017	9/1/2022	2.17	50,000,000	50,000,000	50,000,000	48,296,500
Federal Agencies	3134GSNN1	FREDDIE MAC	6/14/2018	6/14/2023	3.27	100,000,000	100,000,000	100,000,000	100,002,000
Federal Agencies	3134GSPD1	FREDDIE MAC	6/14/2018	6/14/2023	3.32	50,000,000	50,000,000	50,000,000	50,007,500
Subtotals					1.89	\$ 4,976,915,000	\$ 4,973,704,498	\$ 4,973,734,572	\$ 4,922,493,983
State/Local Agencies	603786GJ7	MINNEAPOLIS MN REVENUE	12/1/2016	8/1/2018	4.88	\$ 1,000,000	\$ 1,057,030	\$ 1,002,908	\$ 1,002,690
State/Local Agencies	13063C4V9	CALIFORNIA ST	11/3/2016	11/1/2018	1.05	50,000,000	50,147,500	50,024,921	49,815,500
State/Local Agencies	13063DAB4	CALIFORNIA ST	4/27/2017	4/1/2019	1.59	23,000,000	23,000,000	23,000,000	22,869,130
State/Local Agencies	13063DKL3	CALIFORNIA ST	10/27/2016	5/1/2019	2.25	4,750,000	4,879,058	4,792,831	4,743,493
State/Local Agencies	91412GL60	UNIV OF CALIFORNIA CA REVENUE	6/30/2016	5/15/2019	1.23	2,000,000	2,000,000	2,000,000	1,979,840
State/Local Agencies	91412GSB2	UNIV OF CALIFORNIA CA REVENUE	10/5/2015	7/1/2019	1.80	4,180,000	4,214,443	4,189,210	4,148,483
State/Local Agencies	91412GSB2	UNIV OF CALIFORNIA CA REVENUE	10/2/2015	7/1/2019	1.80	16,325,000	16,461,640	16,361,457	16,201,910
State/Local Agencies	6055804W6	MISSISSIPPI ST	4/23/2015	10/1/2019	6.09	8,500,000	10,217,510	8,983,910	8,862,950
State/Local Agencies	977100CW4	WISCONSIN ST GEN FUND ANNUA	8/16/2016	5/1/2020	1.45	18,000,000	18,000,000	18,000,000	17,604,900
State/Local Agencies	13063DGA0	CALIFORNIA ST	4/25/2018	4/1/2021	2.80	33,000,000	33,001,320	33,001,238	32,921,460
State/Local Agencies	13066YTY5	CALIFORNIA ST DEPT OF WTR RES	2/6/2017	5/1/2021	1.71	28,556,228	28,073,056	28,232,550	27,619,583
State/Local Agencies	91412GF59	UNIV OF CALIFORNIA CA REVENUE	8/9/2016	5/15/2021	1.91	1,769,000	1,810,695	1,794,137	1,717,434
Subtotals					1.93	\$ 191,080,228	\$ 192,862,253	\$ 191,383,162	\$ 189,487,372

Investment Inventory

Pooled Fund

Type of Investment	CUSIP	Issuer Name	Settle Date	Maturity Date	Coupon	Par Value	Book Value	Amortized Book Value	Market Value
Public Time Deposits	PPF00EG70	BANK OF SAN FRANCISCO	3/16/2018	9/12/2018	1.91	\$	\$	\$	5,000,000
Public Time Deposits	PP0818WE8	SAN FRANCISCO CREDIT UNION	6/5/2018	12/5/2018	2.11	10,000,000	10,000,000	10,000,000	10,000,000
Public Time Deposits	PPQD1P014	BRIDGE BANK	6/25/2018	12/26/2018	2.12	10,000,000	10,000,000	10,000,000	10,000,000
Public Time Deposits	PP9J42KU2	PREFERRED BANK LA CALIF	5/16/2018	5/16/2019	2.59	240,000	240,000	240,000	240,000
Subtotals			2.08	\$	25,240,000	\$	25,240,000	\$	25,240,000
Negotiable CDs	06371EDT1	BANK OF MONTREAL CHICAGO	7/6/2017	7/2/2018	2.20	\$	\$	\$	50,000,855
Negotiable CDs	06371EMD6	BANK OF MONTREAL CHICAGO	9/1/2017	7/2/2018	1.50	50,000,000	50,000,000	50,000,000	49,998,851
Negotiable CDs	06371EQT7	BANK OF MONTREAL CHICAGO	10/4/2017	7/2/2018	2.19	50,000,000	50,000,000	50,000,000	50,000,827
Negotiable CDs	06371EXP7	BANK OF MONTREAL CHICAGO	12/8/2017	7/2/2018	1.75	50,000,000	50,000,000	50,000,000	49,999,559
Negotiable CDs	78009N6F8	ROYAL BANK OF CANADA NY	1/4/2018	7/2/2018	1.82	50,000,000	50,000,000	50,000,000	49,999,759
Negotiable CDs	89113W5H5	TORONTO DOMINION BANK NY	7/6/2017	7/2/2018	1.55	50,000,000	50,000,000	50,000,000	49,998,975
Negotiable CDs	89113XAT1	TORONTO DOMINION BANK NY	8/8/2017	7/2/2018	1.48	50,000,000	50,000,000	50,000,000	49,998,791
Negotiable CDs	96121T3R7	WESTPAC BANKING CORP NY	7/7/2017	7/2/2018	2.15	50,000,000	50,000,000	50,000,000	50,000,716
Negotiable CDs	06371E2G1	BANK OF MONTREAL CHICAGO	3/29/2018	7/9/2018	2.25	25,000,000	25,000,000	25,000,000	25,002,180
Negotiable CDs	63873NRL7	NATIXIS NY BRANCH	4/5/2018	7/9/2018	2.28	50,000,000	50,000,000	50,000,000	50,004,744
Negotiable CDs	78009NX50	ROYAL BANK OF CANADA NY	7/24/2017	7/24/2018	2.29	50,000,000	50,000,000	50,000,000	50,013,334
Negotiable CDs	96121T3W6	WESTPAC BANKING CORP NY	7/26/2017	7/26/2018	2.25	50,000,000	50,000,000	50,000,000	50,012,884
Negotiable CDs	78012UDX0	ROYAL BANK OF CANADA NY	6/4/2018	8/6/2018	2.39	50,000,000	50,000,000	50,000,000	50,021,048
Negotiable CDs	96121T4D7	WESTPAC BANKING CORP NY	8/9/2017	8/9/2018	1.53	50,000,000	50,000,000	50,000,000	49,978,595
Negotiable CDs	89113XWK6	TORONTO DOMINION BANK NY	2/5/2018	8/31/2018	2.00	50,000,000	50,000,000	50,000,000	50,008,135
Negotiable CDs	06371EN60	BANK OF MONTREAL CHICAGO	2/9/2018	9/6/2018	2.05	25,000,000	25,000,000	25,000,000	25,006,815
Negotiable CDs	06417GK72	BANK OF NOVA SCOTIA HOUSTON	2/14/2018	9/17/2018	2.09	50,000,000	50,000,000	50,000,000	50,020,223
Negotiable CDs	65602UP85	NORINCHUKIN BANK (NY)	3/29/2018	9/28/2018	2.50	50,000,000	50,000,000	50,000,000	50,076,234
Negotiable CDs	06371EQJ9	BANK OF MONTREAL CHICAGO	10/3/2017	10/1/2018	2.20	50,000,000	50,000,000	50,000,000	50,006,729
Negotiable CDs	96121T4S4	WESTPAC BANKING CORP NY	10/11/2017	10/15/2018	2.26	50,000,000	50,000,000	50,000,000	50,016,717
Negotiable CDs	06371ERP4	BANK OF MONTREAL CHICAGO	10/16/2017	10/25/2018	2.30	45,000,000	45,000,000	45,000,000	45,021,985
Negotiable CDs	06417GZR2	BANK OF NOVA SCOTIA HOUSTON	10/25/2017	10/25/2018	2.29	50,000,000	50,000,000	50,000,000	50,022,810
Negotiable CDs	89113XJJ4	TORONTO DOMINION BANK NY	10/18/2017	10/25/2018	2.29	50,000,000	50,000,000	50,000,000	50,017,553
Negotiable CDs	06417GZT8	BANK OF NOVA SCOTIA HOUSTON	11/2/2017	11/9/2018	2.25	50,000,000	50,000,000	50,000,000	50,015,729
Negotiable CDs	89113XLP7	TORONTO DOMINION BANK NY	11/2/2017	11/20/2018	2.24	50,000,000	50,000,000	50,000,000	49,932,205
Negotiable CDs	78009N3T1	ROYAL BANK OF CANADA NY	11/20/2017	11/20/2018	1.83	50,000,000	50,000,000	50,000,000	50,058,080
Negotiable CDs	63873NTL5	NATIXIS NY BRANCH	5/14/2018	11/26/2018	2.44	50,000,000	50,000,000	50,000,000	25,026,193
Negotiable CDs	78012UAW5	ROYAL BANK OF CANADA NY	2/27/2018	11/27/2018	2.40	25,000,000	25,000,000	25,000,000	25,010,194
Negotiable CDs	89113XQJ6	TORONTO DOMINION BANK NY	12/6/2017	12/6/2018	2.24	25,000,000	25,000,000	25,000,000	50,020,389
Negotiable CDs	89113XQJ6	TORONTO DOMINION BANK NY	12/6/2017	12/6/2018	2.24	50,000,000	50,000,000	50,000,000	50,022,984
Negotiable CDs	06417GC48	BANK OF NOVA SCOTIA HOUS	12/7/2017	12/7/2018	2.25	50,000,000	50,000,000	50,000,000	50,023,062
Negotiable CDs	78009N5B8	ROYAL BANK OF CANADA NY	12/8/2017	12/7/2018	2.25	50,000,000	50,000,000	50,000,000	50,016,433
Negotiable CDs	96121T5B0	WESTPAC BANKING CORP NY	12/7/2017	12/7/2018	2.22	50,000,000	50,000,000	50,000,000	50,041,501
Negotiable CDs	78009N5M4	ROYAL BANK OF CANADA NY	12/19/2017	12/19/2018	2.32	50,000,000	50,000,000	50,000,000	50,040,286
Negotiable CDs	96121T5K0	WESTPAC BANKING CORP NY	12/27/2017	12/21/2018	2.32	25,000,000	25,000,000	25,000,000	24,985,082
Negotiable CDs	06371EA64	BANK OF MONTREAL CHICAGO	12/27/2017	12/24/2018	2.05	25,000,000	25,000,000	25,000,000	50,002,954
Negotiable CDs	96121T5M6	WESTPAC BANKING CORP NY	12/28/2017	12/28/2018	2.33	50,000,000	50,000,000	50,000,000	50,072,211
Negotiable CDs	06371EFH5	BANK OF MONTREAL CHICAGO	7/17/2017	1/17/2019	2.58	50,000,000	50,000,000	50,000,000	25,002,989
Negotiable CDs	06371EL21	BANK OF MONTREAL CHICAGO	1/29/2018	1/23/2019	2.34	25,000,000	25,000,000	25,000,000	

Investment Inventory

Pooled Fund

Type of Investment	CUSIP	Issuer Name	Settle Date	Maturity Date	Coupon	Par Value	Book Value	Amortized Book Value	Market Value
Negotiable CDs	96121TTB8	WESTPAC BANKING CORP NY	3/5/2018	3/5/2019	2.33	50,000,000	50,000,000	50,000,000	50,004,985
Negotiable CDs	06427KSW8	BANK OF MONTREAL CHICAGO	3/9/2017	3/8/2019	2.60	27,838,000	27,838,000	27,838,000	27,891,728
Negotiable CDs	78012UCE3	ROYAL BANK OF CANADA NY	3/28/2018	4/1/2019	2.46	50,000,000	50,000,000	50,000,000	50,004,696
Negotiable CDs	06417GR42	BANK OF NOVA SCOTIA HOUSTON	4/4/2018	4/3/2019	2.47	50,000,000	50,000,000	50,000,000	50,007,863
Negotiable CDs	89113X3M4	TORONTO DOMINION BANK NY	6/20/2018	4/24/2019	2.65	50,000,000	50,000,000	50,000,000	50,080,401
Negotiable CDs	78012UDL6	ROYAL BANK OF CANADA NY	5/2/2018	5/1/2019	2.35	35,000,000	35,000,000	35,000,000	34,971,395
Negotiable CDs	78012UDR3	ROYAL BANK OF CANADA NY	5/10/2018	5/13/2019	2.69	40,000,000	40,000,000	40,000,000	40,079,529
Negotiable CDs	78012UDV4	ROYAL BANK OF CANADA NY	5/23/2018	5/24/2019	2.66	25,000,000	25,000,000	25,000,000	25,045,256
Negotiable CDs	89113XX41	TORONTO DOMINION BANK NY	5/23/2018	5/24/2019	2.68	25,000,000	25,000,000	25,000,000	25,049,701
Negotiable CDs	25215FDL5	DEXIA CREDIT LOCAL SA NY	6/7/2018	6/7/2019	2.35	40,000,000	40,000,000	40,000,000	39,945,382
Subtotals					2.21	\$ 2,187,838,000	\$ 2,187,838,000	\$ 2,187,838,000	\$ 2,188,602,355
Commercial Paper	06538CG21	BANK OF TOKYO-MIT UFJ NY	3/26/2018	7/2/2018	0.00	45,000,000	44,715,800	44,997,100	44,997,500
Commercial Paper	06538CG21	BANK OF TOKYO-MIT UFJ NY	1/4/2018	7/2/2018	0.00	50,000,000	49,545,042	49,997,458	49,997,222
Commercial Paper	06538CG21	BANK OF TOKYO-MIT UFJ NY	3/1/2018	7/2/2018	0.00	50,000,000	49,642,958	49,997,097	49,997,222
Commercial Paper	89233HGP3	MUFG BANK LTD	4/11/2018	7/11/2018	0.00	20,000,000	19,882,711	19,987,111	19,988,889
Commercial Paper	89233HGP3	TOYOTA MOTOR CREDIT CORP	3/28/2018	7/23/2018	0.00	50,000,000	49,623,000	49,929,111	49,938,889
Commercial Paper	25214PG31	DEXIA CREDIT LOCAL SA NY	4/24/2018	7/25/2018	0.00	40,000,000	39,776,133	39,941,600	39,946,667
Commercial Paper	03785EGS7	APPLE INC	6/5/2018	7/26/2018	0.00	10,000,000	9,972,658	9,986,597	9,986,111
Commercial Paper	89233HH64	TOYOTA MOTOR CREDIT CORP	4/10/2018	8/6/2018	0.00	40,000,000	39,691,889	39,906,000	39,920,000
Commercial Paper	62479MH89	MUFG BANK LTD	5/1/2018	8/8/2018	0.00	35,000,000	34,775,738	34,913,919	34,926,111
Commercial Paper	03785EH0	APPLE INC	5/31/2018	8/17/2018	0.00	50,000,000	49,782,250	49,868,792	49,869,444
Commercial Paper	62479MJ53	MUFG BANK LTD	4/24/2018	9/5/2018	0.00	40,000,000	39,642,667	39,824,000	39,846,733
Commercial Paper	03785EJK1	APPLE INC	4/25/2018	9/19/2018	0.00	25,000,000	24,776,438	24,878,333	24,883,889
Commercial Paper	62479MJM6	MUFG BANK LTD NY	6/19/2018	9/21/2018	0.00	13,000,000	12,922,607	12,932,487	12,938,113
Commercial Paper	62479MJM6	MUFG BANK LTD	4/3/2018	9/21/2018	0.00	50,000,000	49,430,667	49,726,667	49,761,972
Commercial Paper	89233HJM7	TOYOTA MOTOR CREDIT CORP	5/29/2018	9/21/2018	0.00	25,000,000	24,818,715	24,870,736	24,880,986
Commercial Paper	25214PFC2	DEXIA CREDIT LOCAL SA NY	4/3/2018	10/3/2018	0.00	40,000,000	39,530,300	39,758,733	39,769,178
Commercial Paper	62479MK51	MUFG BANK LTD	6/19/2018	10/5/2018	0.00	19,000,000	18,868,900	18,888,027	18,888,027
Commercial Paper	06538CKK6	BANK OF TOKYO-MIT UFJ NY	1/22/2018	10/19/2018	0.00	25,000,000	24,615,625	24,843,403	24,831,181
Commercial Paper	06538CKK6	BANK OF TOKYO-MIT UFJ NY	1/24/2018	10/19/2018	0.00	45,000,000	44,313,250	44,718,125	44,696,125
Commercial Paper	06538CKN0	BANK OF TOKYO-MIT UFJ NY	1/25/2018	10/22/2018	0.00	25,000,000	24,613,750	24,838,347	24,826,576
Commercial Paper	89233HLS1	TOYOTA MOTOR CREDIT CORP	2/15/2018	11/9/2018	0.00	50,000,000	49,184,167	49,599,722	49,570,611
Commercial Paper	89233HLS1	TOYOTA MOTOR CREDIT CORP	5/31/2018	11/26/2018	0.00	50,000,000	49,418,250	49,519,000	49,514,889
Commercial Paper	25214PHL0	DEXIA CREDIT LOCAL SA NY	6/4/2018	12/10/2018	0.00	25,000,000	24,690,250	24,734,500	24,734,500
Commercial Paper	89233HN75	TOYOTA MOTOR CREDIT CORP	6/21/2018	1/7/2019	0.00	25,000,000	24,662,500	24,679,375	24,678,056
Commercial Paper	25214PH22	DEXIA CREDIT LOCAL SA NY	5/15/2018	2/5/2019	0.00	50,000,000	49,091,167	49,257,833	49,257,833
Commercial Paper	62479MPL1	MUFG BANK LTD	6/8/2018	2/20/2019	0.00	30,000,000	29,456,017	29,504,700	29,524,200
Subtotals					0.00	\$ 927,000,000	\$ 917,442,780	\$ 922,088,131	\$ 922,170,924
Medium Term Notes	89236TDN2	TOYOTA MOTOR CREDIT CORP	1/9/2017	1/9/2019	2.59	50,000,000	50,000,000	50,000,000	50,052,000
Medium Term Notes	037833AQ3	APPLE INC	5/31/2018	5/6/2019	2.10	18,813,000	18,793,215	18,770,085	18,755,432
Medium Term Notes	742718EG0	THE PROCTER & GAMBLE CO	6/20/2018	11/1/2019	1.90	9,650,000	9,582,026	9,559,119	9,549,351
Medium Term Notes	89236TEJ0	TOYOTA MOTOR CREDIT CORP	1/11/2018	1/10/2020	2.20	20,000,000	19,982,200	19,986,375	19,816,800
Subtotals					2.35	\$ 98,463,000	\$ 98,357,441	\$ 98,315,579	\$ 98,173,583
Money Market Funds	09248U718	BLACKROCK LIQ INST GOV FUND	6/29/2018	7/1/2018	1.65	64,268	64,268	64,268	64,268
Money Market Funds	31607A703	FIDELITY INST GOV FUND	6/29/2018	7/1/2018	1.73	225,893,517	225,893,517	225,893,517	225,893,517
Money Market Funds	61747C707	MORGAN STANLEY INST GOVT FUJ	6/29/2018	7/1/2018	1.72	181,065,081	181,065,081	181,065,081	181,065,081
Subtotals					1.72	\$ 407,022,866	\$ 407,022,866	\$ 407,022,866	\$ 407,022,866

Investment Inventory

Pooled Fund

Type of Investment	CUSIP	Issuer Name	Settle Date	Maturity Date	Coupon	Par Value	Book Value	Amortized Book Value	Market Value
Supranationals	459053YV0	INTL BK RECON & DEVELOP DISC	6/5/2018	7/2/2018	0.00	\$ 15,000,000	\$ 14,979,750	\$ 14,999,250	\$ 15,000,000
Supranationals	459053YV0	INTL BK RECON & DEVELOP DISC	6/6/2018	7/2/2018	0.00	25,000,000	24,967,500	24,998,750	25,000,000
Supranationals	459053YZ1	INTL BK RECON & DEVELOP DISC	4/6/2018	7/6/2018	0.00	35,000,000	34,840,750	34,991,250	34,992,650
Supranationals	459053C85	INTL BK RECON & DEVELOP	5/24/2018	8/22/2018	0.00	25,000,000	24,880,625	24,931,028	24,932,000
Supranationals	4581X0B8	INTER-AMERICAN DEVEL BK	12/28/2017	8/24/2018	1.75	16,000,000	16,002,560	16,000,578	15,990,560
Supranationals	459053D27	INTL BK RECON & DEVELOP DISC	4/9/2018	8/24/2018	0.00	30,000,000	29,787,650	29,916,300	29,915,100
Supranationals	459053G40	INTL BK RECON & DEVELOP DISC	5/30/2018	9/19/2018	0.00	15,000,000	14,909,933	14,935,667	14,936,100
Supranationals	459058ER0	INTL BK RECON & DEVELOP	10/7/2015	10/5/2018	1.00	25,000,000	24,957,500	24,996,271	24,927,000
Supranationals	45950VLM6	INTERNATIONAL FINANCE CORP	3/1/2018	3/1/2019	1.99	50,000,000	50,000,000	50,000,000	49,990,500
Supranationals	458182DX7	INTER-AMERICAN DEVEL BK	6/1/2018	5/13/2019	1.00	5,000,000	4,938,889	4,938,869	4,935,150
Supranationals	458182DX7	INTER-AMERICAN DEVEL BK	6/6/2018	5/13/2019	1.00	14,270,000	14,093,827	14,098,294	14,084,918
Supranationals	458182DX7	INTER-AMERICAN DEVEL BK	6/1/2018	5/13/2019	1.00	20,557,000	20,316,689	20,328,138	20,290,376
Supranationals	459058EV1	INTL BK RECON & DEVELOP	6/28/2018	7/26/2019	1.25	10,000,000	9,923,478	9,871,687	9,871,300
Supranationals	459058FQ1	INTL BANK RECON & DEVELOPMEI	11/6/2017	9/30/2019	1.20	50,000,000	49,483,894	49,660,398	49,177,500
Supranationals	45905UZJ6	INTL BANK RECON & DEVELOPMEI	6/2/2017	10/25/2019	1.30	25,000,000	24,845,000	24,914,794	24,563,500
Supranationals	45905UZJ6	INTL BK RECON & DEVELOP	6/2/2017	10/25/2019	1.30	29,300,000	29,118,340	29,200,139	28,788,422
Supranationals	459058FZ1	INTL BK RECON & DEVELOP	3/21/2017	4/21/2020	1.88	50,000,000	49,956,500	49,974,525	49,328,500
Supranationals	4581X0CX4	INTER-AMERICAN DEVEL BK	5/17/2018	5/12/2020	1.63	10,000,000	9,791,617	9,802,416	9,830,600
Supranationals	4581X0CX4	INTER-AMERICAN DEVEL BK	4/12/2017	5/12/2020	1.63	25,000,000	24,940,750	24,964,166	24,576,500
Supranationals	459058GA5	INTL BK RECON & DEVELOPMENT	8/29/2017	9/4/2020	1.63	50,000,000	49,989,500	49,992,416	48,896,500
Supranationals	45905UQ80	INTL BK RECON & DEVELOP	11/9/2017	11/9/2020	1.95	50,000,000	49,965,000	49,972,473	49,081,000
Supranationals	45905UQ80	INTL BK RECON & DEVELOP	12/20/2017	11/9/2020	1.95	50,000,000	49,718,500	49,769,997	49,081,000
Supranationals	45950KCM0	INTERNATIONAL FINANCE CORP	1/25/2018	1/25/2021	2.25	50,000,000	49,853,000	49,874,057	49,407,000
Supranationals	4581X0DB1	INTER-AMERICAN DEVEL BK	4/19/2018	4/19/2021	2.63	45,000,000	44,901,000	44,907,594	44,784,000
Supranationals	4581X0DB1	INTER-AMERICAN DEVEL BK	5/16/2018	4/19/2021	2.63	50,000,000	49,792,409	49,707,140	49,760,000
Supranationals	45950KCJ7	INTL FINANCE CORP	5/23/2018	7/20/2021	1.13	12,135,000	11,543,627	11,518,505	11,539,657
Subtotals					1.45	\$ 782,262,000	\$ 778,498,288	\$ 779,264,702	\$ 773,679,833
Grand Totals					1.66	\$ 10,680,821,094	\$ 10,656,046,561	\$ 10,662,886,550	\$ 10,596,859,324

Monthly Investment Earnings

Pooled Fund

For month ended June 30, 2018

Type of Investment	CUSIP	Issuer Name	Par Value	Coupon	YTM ¹	Settle Date	Maturity Date	Earned Interest	Amort. Expense	Realized Gain/(Loss)	Earned Income /Net Earnings
U.S. Treasuries	912796NQ8	TREASURY BILL	\$ 50,000,000	0.00	1.77	2/13/18	8/16/18	\$ -	\$ 72,917	\$ -	\$ 72,917
U.S. Treasuries	912796PT0	TREASURY BILL	50,000,000	0.00	2.06	3/1/18	2/28/19	-	84,167	-	84,167
U.S. Treasuries	912796QA0	TREASURY BILL	50,000,000	0.00	1.92	3/29/18	9/27/18	-	79,063	-	79,063
U.S. Treasuries	912796QH5	TREASURY BILL	60,000,000	0.00	2.33	5/24/18	5/23/19	-	113,750	-	113,750
U.S. Treasuries	912828C23	US TREASURY	25,000,000	0.75	1.82	2/14/18	8/31/18	15,285	21,603	-	36,888
U.S. Treasuries	912828N8	US TREASURY	50,000,000	1.88	2.01	1/16/18	12/31/19	77,651	5,416	-	83,067
U.S. Treasuries	912828L81	US TREASURY	50,000,000	0.88	1.68	12/13/17	10/15/18	35,861	32,744	-	68,604
U.S. Treasuries	912828P53	US TREASURY NB	50,000,000	0.88	1.75	1/10/18	10/15/18	35,861	35,409	-	71,270
U.S. Treasuries	912828N63	US TREASURY	15,000,000	1.13	2.16	6/25/18	1/15/19	2,797	2,516	-	5,313
U.S. Treasuries	912828Q52	US TREASURY	50,000,000	0.75	2.10	4/12/18	2/15/19	31,077	54,612	-	85,689
U.S. Treasuries	912828Q52	US TREASURY	50,000,000	0.88	2.25	5/10/18	4/15/19	35,861	55,492	-	91,352
U.S. Treasuries	912828R44	US TREASURY	50,000,000	0.88	2.31	6/7/18	4/15/19	28,689	46,575	-	75,263
U.S. Treasuries	912828S27	US TREASURY	35,000,000	0.88	2.31	5/10/18	5/15/19	24,966	40,572	-	65,538
U.S. Treasuries	912828T59	US TREASURY	25,000,000	1.13	1.64	8/15/17	6/30/21	23,295	10,187	-	33,482
U.S. Treasuries	912828T59	US TREASURY	25,000,000	1.00	2.47	5/18/18	10/15/19	20,492	29,581	-	50,073
U.S. Treasuries	912828T67	US TSY NT	50,000,000	1.25	1.43	11/10/16	10/31/21	50,951	7,034	-	57,985
U.S. Treasuries	912828T83	US TREASURY	25,000,000	0.75	1.92	2/15/18	10/31/18	15,285	23,733	-	39,018
U.S. Treasuries	912828U65	US TSY NT	100,000,000	1.75	1.90	12/13/16	11/30/21	143,443	11,376	-	154,819
U.S. Treasuries	912828V56	US TREASURY	50,000,000	1.13	2.03	2/15/18	1/31/19	46,616	36,496	-	83,112
U.S. Treasuries	912828WD8	US TREASURY	50,000,000	1.25	1.71	12/19/17	10/31/18	50,951	18,542	-	69,493
U.S. Treasuries	912828XF2	US TREASURY	50,000,000	1.25	1.26	6/14/17	6/15/18	21,635	2,615	-	24,249
U.S. Treasuries	912828XS4	US TREASURY	50,000,000	1.25	1.36	6/20/17	5/31/19	51,230	4,374	-	55,603
U.S. Treasuries	912828XU9	US TREASURY	50,000,000	1.50	1.51	6/20/17	6/15/20	61,633	483	-	62,116
U.S. Treasuries	912828XW5	US TREASURY	25,000,000	1.75	1.77	8/15/17	6/30/22	36,237	379	-	36,616
Subtotals			\$ 1,085,000,000				\$ 809,815	\$ 868,216	\$ -	\$ -	\$ 1,678,031
Federal Agencies	313385E77	FED HOME LN DISCOUNT NT	\$ 15,000,000	0.00	1.94	5/30/18	9/6/18	\$ -	\$ 24,063	\$ -	\$ 24,063
Federal Agencies	3130A0JR2	FEDERAL HOME LOAN BANK	11,360,000	2.38	1.90	12/15/17	12/13/19	22,483	(4,322)	-	18,161
Federal Agencies	3130A0JR2	FEDERAL HOME LOAN BANK	20,000,000	2.38	1.90	12/12/17	12/13/19	39,583	(7,638)	-	31,945
Federal Agencies	3130A0JR2	FEDERAL HOME LOAN BANK	40,000,000	2.38	1.90	12/15/17	12/13/19	79,167	(15,214)	-	63,952
Federal Agencies	3130A3UQ5	FEDERAL HOME LOAN BANK	10,000,000	1.88	2.02	12/13/17	12/11/20	15,625	1,163	-	16,788
Federal Agencies	3130A8U50	FEDERAL HOME LOAN BANK	22,250,000	0.83	0.89	7/29/16	7/25/18	15,390	1,107	-	16,497
Federal Agencies	3130A8VZ3	FEDERAL HOME LOAN BANK	25,000,000	1.05	1.05	7/28/16	1/25/19	21,875	-	-	21,875
Federal Agencies	3130A8Y72	FEDERAL HOME LOAN BANK	5,000,000	0.88	2.37	4/19/18	8/5/19	3,646	6,020	-	9,666
Federal Agencies	3130A8Y72	FEDERAL HOME LOAN BANK	6,000,000	0.88	2.44	5/10/18	8/5/19	4,375	7,527	-	11,902
Federal Agencies	3130A9C90	FEDERAL HOME LOAN BANK	24,000,000	0.88	2.37	4/19/18	8/5/19	17,500	28,815	-	46,315
Federal Agencies	3130AAE46	FEDERAL HOME LOAN BANK	25,000,000	1.05	1.05	9/28/16	9/28/18	21,875	-	-	21,875
Federal Agencies	3130AAXX1	FEDERAL HOME LOAN BANK	8,270,000	1.25	2.12	4/4/18	1/16/19	8,615	5,809	-	14,424
Federal Agencies	3130AAXX1	FEDERAL HOME LOAN BANK	9,500,000	1.38	2.16	4/6/18	3/18/19	10,885	6,071	-	16,956
Federal Agencies	3130AAXX1	FEDERAL HOME LOAN BANK	50,000,000	1.38	2.18	4/6/18	3/18/19	57,292	32,839	-	90,131
Federal Agencies	3130AAXY7	FEDERAL HOME LOAN BANK	8,585,000	2.20	2.17	8/11/17	3/22/21	15,739	(189)	-	15,550
Federal Agencies	3130ABF92	FEDERAL HOME LOAN BANK	30,000,000	1.38	1.47	5/12/17	5/28/19	34,375	2,280	-	36,655
Federal Agencies	3130ABNVA	FEDERAL HOME LOAN BANK	50,000,000	1.75	1.75	7/13/17	7/13/20	72,917	-	-	72,917
Federal Agencies	3130ABZE9	FEDERAL HOME LOAN BANK	6,700,000	1.65	1.65	8/28/17	8/28/20	9,213	18	-	9,231
Federal Agencies	3130ABZLN9	FEDERAL HOME LOAN BANK	25,000,000	1.80	1.80	8/28/17	8/28/20	37,500	-	-	37,500
Federal Agencies	3130ABZLN9	FEDERAL HOME LOAN BANK	50,000,000	1.80	1.80	8/28/17	8/28/20	75,000	-	-	75,000
Federal Agencies	3130AC2K9	FEDERAL HOME LOAN BANK	50,200,000	1.87	1.88	9/20/17	2/10/21	78,228	243	-	78,471
Federal Agencies	3130AC7E8	FEDERAL HOME LOAN BANK	15,000,000	1.40	1.38	8/23/17	7/11/19	17,500	(236)	-	17,264
Federal Agencies	3130AC7E8	FEDERAL HOME LOAN BANK	50,000,000	2.17	2.17	9/1/17	9/1/22	90,417	-	-	90,417
Federal Agencies	3130ACEB6	FEDERAL HOME LOAN BANK	50,000,000	2.00	1.48	9/8/17	12/15/21	83,333	-	-	83,333
Federal Agencies	3130ACE26	FEDERAL HOME LOAN BANK	18,000,000	1.38	2.00	9/8/17	9/28/20	20,625	-	-	20,625
Federal Agencies	3130ACE26	FEDERAL HOME LOAN BANK	30,000,000	1.38	1.48	9/8/17	9/28/20	34,375	1,553	-	35,928

Monthly Investment Earnings

Pooled Fund

Type of Investment	CUSIP	Issuer Name	Par Value	Coupon	YTM ¹	Settle Date	Maturity Date	Earned Interest	Amort. Expense	Realized Gain/(Loss)	Earned Income /Net Earnings
Federal Agencies	3130ACF33	FEDERAL HOME LOAN BANK	25,000,000	1.88	1.95	9/18/17	9/13/21	39,063	1,494	-	40,556
Federal Agencies	3130ACK52	FEDERAL HOME LOAN BANK	25,530,000	1.70	2.48	3/12/18	10/5/20	36,168	15,828	-	51,996
Federal Agencies	3130ACM92	FEDERAL HOME LOAN BANK	21,500,000	1.50	1.59	10/13/17	10/21/19	26,875	1,547	-	28,422
Federal Agencies	3130ACQ98	FEDERAL HOME LOAN BANK	100,000,000	2.08	2.08	11/1/17	7/1/21	173,333	-	-	173,333
Federal Agencies	3130ACV50	FEDERAL HOME LOAN BANK	50,000,000	2.13	2.13	11/30/17	6/15/21	88,750	-	-	88,750
Federal Agencies	3130ACV50	FEDERAL HOME LOAN BANK	50,000,000	2.13	2.13	11/30/17	6/15/21	88,750	-	-	88,750
Federal Agencies	3130ADN32	FEDERAL HOME LOAN BANK	50,000,000	2.13	2.22	2/9/18	2/11/20	88,542	3,750	-	92,292
Federal Agencies	3130ADT93	FEDERAL HOME LOAN BANK	25,000,000	2.40	2.43	3/14/18	9/14/20	50,000	510	-	50,510
Federal Agencies	3130AE2M1	FEDERAL HOME LOAN BANK	50,000,000	2.50	2.50	4/20/18	4/20/20	104,167	-	-	104,167
Federal Agencies	3130AE2U3	FEDERAL HOME LOAN BANK	50,000,000	2.51	2.51	4/24/18	4/24/20	104,583	-	-	104,583
Federal Agencies	3130AE2U3	FEDERAL HOME LOAN BANK	50,000,000	2.51	2.51	4/24/18	4/24/20	104,583	-	-	104,583
Federal Agencies	3130AEFB1	FEDERAL HOME LOAN BANK	12,450,000	2.25	2.34	6/6/18	6/6/19	19,453	742	-	20,195
Federal Agencies	3132X0ED9	FARMER MAC	40,000,000	2.40	2.40	1/19/16	3/19/19	76,896	-	-	76,896
Federal Agencies	3132X0EK3	FARMER MAC	25,000,000	2.46	2.46	1/25/16	1/25/19	51,240	-	-	51,240
Federal Agencies	3132X0KH3	FARMER MAC	50,000,000	2.32	2.32	10/6/16	10/1/19	96,583	-	-	96,583
Federal Agencies	3132X0KR1	FARMER MAC	25,000,000	2.20	2.20	11/2/16	11/2/20	45,784	-	-	45,784
Federal Agencies	3132X0PG0	FARMER MAC	50,000,000	2.07	2.07	2/10/17	1/3/20	86,024	-	-	86,024
Federal Agencies	3132X0Q53	FARMER MAC	6,350,000	2.60	2.64	3/29/18	3/29/21	13,758	189	-	13,948
Federal Agencies	3132X0Q53	FARMER MAC	20,450,000	2.60	2.64	3/29/18	3/29/21	44,308	610	-	44,918
Federal Agencies	3132X0R94	FARMER MAC	25,000,000	2.14	2.14	4/5/18	2/15/19	44,583	-	-	44,583
Federal Agencies	3132X0ZF1	FARMER MAC	12,000,000	1.93	2.02	11/13/17	11/9/20	19,300	824	-	20,124
Federal Agencies	3132X0ZY0	FARMER MAC	12,750,000	2.05	2.07	12/15/17	12/15/20	21,781	234	-	22,015
Federal Agencies	313376BR5	FEDERAL HOME LOAN BANK	2,770,000	1.75	1.57	11/8/17	12/14/18	4,040	(399)	-	3,640
Federal Agencies	313376BR5	FEDERAL HOME LOAN BANK	15,000,000	1.75	1.31	12/20/16	12/14/18	21,875	(5,277)	-	16,598
Federal Agencies	313376BR5	FEDERAL HOME LOAN BANK	25,000,000	1.75	1.33	8/23/17	12/14/18	36,458	(8,551)	-	27,907
Federal Agencies	313378J77	FEDERAL HOME LOAN BANK	15,710,000	1.88	1.56	5/17/17	3/13/20	24,547	(3,895)	-	20,652
Federal Agencies	313379EE5	FEDERAL HOME LOAN BANK	25,000,000	1.63	1.41	6/9/17	6/14/19	33,854	(4,316)	-	29,538
Federal Agencies	313379EE5	FEDERAL HOME LOAN BANK	25,000,000	1.63	1.43	8/23/17	6/14/19	33,854	(4,943)	-	28,911
Federal Agencies	313385YJ9	FED HOME LN DISCOUNT NT	35,750,000	1.63	1.38	8/9/17	6/14/19	48,411	(5,601)	-	42,810
Federal Agencies	313385YJ9	FED HOME LN DISCOUNT NT	-	0.00	1.69	6/4/18	6/8/18	-	14,092	-	14,092
Federal Agencies	313385YJ9	FED HOME LN DISCOUNT NT	-	0.00	1.80	6/18/18	6/19/18	-	4,000	-	4,000
Federal Agencies	313385YH3	FED HOME LN DISCOUNT NT	-	0.00	1.83	6/19/18	6/20/18	-	2,542	-	2,542
Federal Agencies	313385YH3	FED HOME LN DISCOUNT NT	-	0.00	1.83	6/19/18	6/20/18	-	2,542	-	2,542
Federal Agencies	313385YH3	FED HOME LN DISCOUNT NT	-	0.00	1.83	6/19/18	6/20/18	-	2,542	-	2,542
Federal Agencies	313385YJ9	FED HOME LN DISCOUNT NT	-	0.00	1.87	6/20/18	6/21/18	-	2,597	-	2,597
Federal Agencies	313385YJ9	FED HOME LN DISCOUNT NT	-	0.00	1.87	6/20/18	6/21/18	-	2,597	-	2,597
Federal Agencies	313385YJ9	FED HOME LN DISCOUNT NT	-	0.00	1.87	6/20/18	6/21/18	-	2,597	-	2,597
Federal Agencies	313385YJ9	FED HOME LN DISCOUNT NT	-	0.00	1.87	6/20/18	6/21/18	-	2,597	-	2,597
Federal Agencies	313385YK6	FED HOME LN DISCOUNT NT	-	0.00	1.87	6/20/18	6/21/18	-	2,597	-	2,597
Federal Agencies	313385YK6	FED HOME LN DISCOUNT NT	-	0.00	1.85	6/21/18	6/22/18	-	2,569	-	2,569
Federal Agencies	313385YK6	FED HOME LN DISCOUNT NT	-	0.00	1.85	6/21/18	6/22/18	-	2,569	-	2,569
Federal Agencies	313385YK6	FED HOME LN DISCOUNT NT	-	0.00	1.85	6/21/18	6/22/18	-	2,569	-	2,569
Federal Agencies	313385YK6	FED HOME LN DISCOUNT NT	-	0.00	1.85	6/21/18	6/22/18	-	2,569	-	2,569
Federal Agencies	313385YK6	FED HOME LN DISCOUNT NT	-	0.00	1.85	6/21/18	6/22/18	-	3,854	-	3,854
Federal Agencies	313385YNO	FED HOME LN DISCOUNT NT	-	0.00	1.85	6/18/18	6/25/18	-	9,713	-	9,713
Federal Agencies	313385YNO	FED HOME LN DISCOUNT NT	-	0.00	1.85	6/18/18	6/25/18	-	9,713	-	9,713
Federal Agencies	313385YNO	FED HOME LN DISCOUNT NT	-	0.00	1.85	6/22/18	6/25/18	-	7,708	-	7,708
Federal Agencies	313385YNO	FED HOME LN DISCOUNT NT	-	0.00	1.85	6/22/18	6/25/18	-	7,708	-	7,708
Federal Agencies	313385YNO	FED HOME LN DISCOUNT NT	-	0.00	1.85	6/22/18	6/25/18	-	7,708	-	7,708
Federal Agencies	313385YNO	FED HOME LN DISCOUNT NT	-	0.00	1.85	6/22/18	6/25/18	-	7,708	-	7,708
Federal Agencies	313385YNO	FED HOME LN DISCOUNT NT	-	0.00	1.85	6/22/18	6/25/18	-	11,717	-	11,717
Federal Agencies	313385YNO	FED HOME LN DISCOUNT NT	-	0.00	1.85	6/22/18	6/25/18	-	2,542	-	2,542
Federal Agencies	313385YNO	FED HOME LN DISCOUNT NT	-	0.00	1.83	6/25/18	6/26/18	-	2,542	-	2,542
Federal Agencies	313385YNO	FED HOME LN DISCOUNT NT	-	0.00	1.83	6/25/18	6/26/18	-	2,542	-	2,542

Monthly Investment Earnings

Pooled Fund

Type of Investment	CUSIP	Issuer Name	Par Value	Coupon	YTM ¹	Settle Date	Maturity Date	Earned Interest	Amort. Expense	Realized Gain/(Loss)	Earned Income /Net Earnings
Federal Agencies	313385YP5	FED HOME LN DISCOUNT NT	-	0.00	1.83	6/25/18	6/26/18	-	2,542	-	2,542
Federal Agencies	313385YP6	FED HOME LN DISCOUNT NT	-	0.00	1.83	6/25/18	6/26/18	-	2,542	-	2,542
Federal Agencies	313385YQ3	FED HOME LN DISCOUNT NT	-	0.00	1.75	5/24/18	6/27/18	-	15,293	-	15,293
Federal Agencies	313385YQ3	FED HOME LN DISCOUNT NT	-	0.00	1.75	5/24/18	6/27/18	-	31,507	-	31,507
Federal Agencies	313385YQ3	FED HOME LN DISCOUNT NT	-	0.00	1.83	6/26/18	6/27/18	-	5,083	-	5,083
Federal Agencies	313385YQ3	FED HOME LN DISCOUNT NT	-	0.00	1.83	6/26/18	6/27/18	-	2,542	-	2,542
Federal Agencies	313385YQ3	FED HOME LN DISCOUNT NT	-	0.00	1.83	6/26/18	6/27/18	-	1,779	-	1,779
Federal Agencies	313385YR1	FED HOME LN DISCOUNT NT	-	0.00	1.80	6/27/18	6/28/18	-	5,000	-	5,000
Federal Agencies	313385YV2	FED HOME LN DISCOUNT NT	25,000,000	0.00	1.82	5/23/18	7/2/18	-	37,917	-	37,917
Federal Agencies	313385YV6	FED HOME LN DISCOUNT NT	15,000,000	0.00	1.79	5/30/18	7/5/18	-	22,375	-	22,375
Federal Agencies	313385ZE9	FED HOME LN DISCOUNT NT	16,000,000	0.00	1.87	6/19/18	7/11/18	-	9,973	-	9,973
Federal Agencies	313385ZG4	FED HOME LN DISCOUNT NT	14,200,000	0.00	1.84	6/16/18	7/13/18	-	18,144	-	18,144
Federal Agencies	3133EEW48	FEDERAL FARM CREDIT BANK	-	1.97	2.07	6/11/15	6/11/18	27,410	37	-	27,446
Federal Agencies	3133EF7L5	FEDERAL FARM CREDIT BANK	5,900,000	1.17	2.35	6/6/18	5/16/19	4,794	4,717	-	9,510
Federal Agencies	3133EFTC2	FEDERAL FARM CREDIT BANK	-	1.98	1.98	9/8/15	6/8/18	19,228	-	-	19,228
Federal Agencies	3133EFTC2	FEDERAL FARM CREDIT BANK	-	1.98	1.98	9/8/15	6/8/18	9,614	-	-	9,614
Federal Agencies	3133EFSH1	FEDERAL FARM CREDIT BANK	-	1.17	1.25	12/18/15	6/14/18	10,563	683	-	11,245
Federal Agencies	3133EFTX5	FEDERAL FARM CREDIT BANK	100,000,000	2.42	2.42	12/24/15	12/24/20	193,727	-	-	193,727
Federal Agencies	3133EG2V6	FEDERAL FARM CREDIT BANK	25,000,000	2.05	2.05	1/3/17	1/3/19	42,595	-	-	42,595
Federal Agencies	3133EG4T9	FEDERAL FARM CREDIT BANK	20,000,000	2.25	2.25	1/25/17	1/25/21	35,766	-	-	35,766
Federal Agencies	3133EG4T9	FEDERAL FARM CREDIT BANK	20,000,000	2.25	2.25	1/25/17	1/25/21	35,766	-	-	35,766
Federal Agencies	3133EGAV7	FEDERAL FARM CREDIT BANK	50,350,000	1.17	1.85	12/5/17	5/17/19	49,091	27,750	-	76,841
Federal Agencies	3133EGBQ7	FEDERAL FARM CREDIT BANK	25,000,000	2.21	2.21	5/19/16	7/19/18	44,430	-	-	44,430
Federal Agencies	3133EGBU4	FEDERAL FARM CREDIT BANK	25,000,000	2.21	2.21	5/19/16	7/19/18	44,430	-	-	44,430
Federal Agencies	3133EGBU8	FEDERAL FARM CREDIT BANK	50,000,000	2.27	2.27	5/25/16	2/25/19	90,041	-	-	90,041
Federal Agencies	3133EGDM4	FEDERAL FARM CREDIT BANK	25,000,000	2.16	2.16	6/2/16	1/2/19	44,951	-	-	44,951
Federal Agencies	3133EGED3	FEDERAL FARM CREDIT BANK	25,000,000	2.23	2.23	6/9/16	8/9/19	45,828	-	-	45,828
Federal Agencies	3133EGED3	FEDERAL FARM CREDIT BANK	25,000,000	2.23	2.23	6/9/16	8/9/19	45,828	-	-	45,828
Federal Agencies	3133EGFK6	FEDERAL FARM CREDIT BANK	25,000,000	2.22	2.22	6/17/16	10/17/18	44,521	-	-	44,521
Federal Agencies	3133EGFK6	FEDERAL FARM CREDIT BANK	25,000,000	2.22	2.22	6/17/16	10/17/18	44,521	-	-	44,521
Federal Agencies	3133EGFQ3	FEDERAL FARM CREDIT BANK	25,000,000	0.88	0.91	9/21/16	9/14/18	18,229	788	-	19,018
Federal Agencies	3133EGGC3	FEDERAL FARM CREDIT BANK	-	2.07	2.07	6/20/16	6/20/18	27,283	-	-	27,283
Federal Agencies	3133EGJX4	FEDERAL FARM CREDIT BANK	35,370,000	1.08	2.46	5/23/18	7/5/19	31,833	39,245	-	71,078
Federal Agencies	3133EGN43	FEDERAL FARM CREDIT BANK	50,000,000	2.16	2.16	12/2/16	12/2/19	89,902	-	-	89,902
Federal Agencies	3133EGS97	FEDERAL FARM CREDIT BANK	25,000,000	2.30	2.30	12/8/16	12/8/21	47,389	-	-	47,389
Federal Agencies	3133EGS97	FEDERAL FARM CREDIT BANK	25,000,000	2.30	2.30	12/8/16	12/8/21	47,389	-	-	47,389
Federal Agencies	3133EGX67	FEDERAL FARM CREDIT BANK	50,000,000	2.20	2.20	12/20/16	8/20/19	88,234	-	-	88,234
Federal Agencies	3133EGX75	FEDERAL FARM CREDIT BANK	50,000,000	2.28	2.28	12/21/16	12/21/20	91,019	-	-	91,019
Federal Agencies	3133EGXK6	FEDERAL FARM CREDIT BANK	20,000,000	1.12	1.86	12/1/17	10/11/19	18,667	11,841	-	30,508
Federal Agencies	3133EGZJ7	FEDERAL FARM CREDIT BANK	14,500,000	1.38	1.38	10/25/16	10/25/21	16,615	-	-	16,615
Federal Agencies	3133EGZJ7	FEDERAL FARM CREDIT BANK	15,000,000	1.38	1.38	10/25/16	10/25/21	17,188	-	-	17,188
Federal Agencies	3133EHLG6	FEDERAL FARM CREDIT BANK	27,000,000	1.32	1.35	5/30/17	5/30/19	29,700	666	-	30,366
Federal Agencies	3133EHLY7	FEDERAL FARM CREDIT BANK	50,000,000	1.88	1.88	6/6/17	6/2/22	78,125	(976)	-	77,149
Federal Agencies	3133EHMR1	FEDERAL FARM CREDIT BANK	50,000,000	1.88	1.88	6/9/17	6/2/22	78,125	41	-	78,166
Federal Agencies	3133EHK5	FEDERAL FARM CREDIT BANK	50,000,000	1.38	1.38	6/12/17	6/12/19	52,292	-	-	52,292
Federal Agencies	3133EHNK5	FEDERAL FARM CREDIT BANK	25,000,000	1.54	1.54	6/15/17	6/15/20	32,083	68	-	32,152
Federal Agencies	3133EHQB2	FEDERAL FARM CREDIT BANK	26,900,000	1.54	1.55	6/15/17	6/15/20	34,522	147	-	34,669
Federal Agencies	3133EHW58	FEDERAL FARM CREDIT BANK	25,000,000	1.55	1.56	7/6/17	7/6/20	32,292	275	-	32,566
Federal Agencies	3133EHW58	FEDERAL FARM CREDIT BANK	25,000,000	1.90	1.91	11/27/17	11/27/20	39,583	202	-	39,785
Federal Agencies	3133EHZN6	FEDERAL FARM CREDIT BANK	20,000,000	1.45	1.49	9/20/17	3/20/20	24,167	202	-	24,844
Federal Agencies	3133EJCE7	FEDERAL FARM CREDIT BANK	50,000,000	2.35	2.59	4/16/18	2/12/21	97,917	678	-	107,393
Federal Agencies	3133EJHG7	FEDERAL FARM CREDIT BANK	25,000,000	2.13	2.16	3/22/18	3/22/19	44,375	571	-	44,946
Federal Agencies	3133EJHG7	FEDERAL FARM CREDIT BANK	25,000,000	2.13	2.16	3/22/18	3/22/19	44,375	571	-	44,946

Monthly Investment Earnings

Pooled Fund

Type of Investment	CUSIP	Issuer Name	Par Value	Coupon	YTM ¹	Settle Date	Maturity Date	Earned Interest	Amort. Expense	Realized Gain/(Loss)	Earned Income /Net Earnings
Federal Agencies	3135EJHL6	FEDERAL FARM CREDIT BANK	50,000,000	2.38	2.41	3/27/18	3/27/20	98,958	1,477	-	100,436
Federal Agencies	3133EJLL1	FEDERAL FARM CREDIT BANK	25,000,000	2.42	2.43	4/24/18	1/24/20	50,417	164	-	50,581
Federal Agencies	3133EJLL1	FEDERAL FARM CREDIT BANK	25,000,000	2.42	2.43	4/24/18	1/24/20	50,417	202	-	50,618
Federal Agencies	3133EJLN4	FEDERAL FARM CREDIT BANK	17,700,000	2.70	2.79	5/22/18	5/10/21	39,825	1,298	-	41,123
Federal Agencies	3133EJNS1	FEDERAL FARM CREDIT BANK	25,000,000	3.00	3.05	6/13/18	6/13/22	37,500	524	-	38,024
Federal Agencies	3133EJRU5	FEDERAL FARM CREDIT BANK	50,000,000	2.45	2.47	6/14/18	11/14/19	57,847	410	-	58,257
Federal Agencies	3134G8TG4	FREDDIE MAC	15,000,000	1.50	1.50	4/11/16	10/11/19	18,750	-	-	18,750
Federal Agencies	3134G94F1	FREDDIE MAC	25,000,000	1.25	1.25	8/15/16	8/15/19	26,042	-	-	26,042
Federal Agencies	3134G9GS0	FREDDIE MAC	25,000,000	1.25	1.25	5/26/16	8/26/19	26,042	-	-	26,042
Federal Agencies	3134G9H26	FREDDIE MAC	1,219,000	1.50	1.92	1/29/18	6/30/21	1,524	410	-	1,934
Federal Agencies	3134G9H26	FREDDIE MAC	3,917,000	1.50	1.86	1/25/18	6/30/21	4,896	1,126	-	6,023
Federal Agencies	3134G9Q67	FREDDIE MAC	25,000,000	1.05	1.05	7/27/16	7/27/18	21,875	-	-	21,875
Federal Agencies	3134G9Q67	FREDDIE MAC	25,000,000	1.05	1.06	7/27/16	7/27/18	21,875	257	-	22,132
Federal Agencies	3134G9QW0	FREDDIE MAC	50,000,000	1.28	1.28	6/14/16	6/14/19	53,333	-	-	53,333
Federal Agencies	3134G9UY1	FREDDIE MAC	-	1.00	1.00	6/29/16	6/29/18	19,444	-	-	19,444
Federal Agencies	3134G9UY1	FREDDIE MAC	-	1.00	1.00	6/29/16	6/29/18	19,444	-	-	19,444
Federal Agencies	3134G9VR5	FREDDIE MAC	25,000,000	1.38	1.38	7/16/16	1/6/20	28,646	-	-	28,646
Federal Agencies	3134G9YR2	FREDDIE MAC	50,000,000	1.50	1.50	7/12/16	7/12/19	62,500	-	-	62,500
Federal Agencies	3134GAFY5	FREDDIE MAC	8,450,000	1.30	1.82	11/28/17	8/28/19	9,154	-	-	12,690
Federal Agencies	3134GAH23	FREDDIE MAC	25,000,000	1.50	1.50	1/17/17	1/17/19	31,250	-	-	31,250
Federal Agencies	3134GAHR8	FREDDIE MAC	25,000,000	1.63	1.63	9/23/16	9/23/19	31,944	-	-	31,944
Federal Agencies	3134GAS39	FREDDIE MAC	25,000,000	1.50	1.50	2/1/17	2/1/19	31,250	-	-	31,250
Federal Agencies	3134GAVL5	FREDDIE MAC	100,000,000	1.17	1.17	11/4/16	11/4/19	97,500	-	-	97,500
Federal Agencies	3134GB5M0	FREDDIE MAC	50,000,000	1.96	1.96	12/1/17	7/1/20	81,667	-	-	81,667
Federal Agencies	3134GBD58	FREDDIE MAC	5,570,000	1.80	1.80	8/30/17	2/26/21	8,355	13	-	8,368
Federal Agencies	3134GBD58	FREDDIE MAC	10,000,000	1.80	2.68	5/22/18	4/13/20	15,000	6,962	-	21,962
Federal Agencies	3134GBE75	FREDDIE MAC	50,000,000	2.01	2.01	9/15/17	6/15/22	83,750	-	-	83,750
Federal Agencies	3134GBF72	FREDDIE MAC	25,000,000	1.40	1.40	4/5/17	4/5/19	29,167	-	-	29,167
Federal Agencies	3134GBFR8	FREDDIE MAC	50,000,000	1.63	1.60	9/12/17	10/25/19	67,708	(951)	-	66,757
Federal Agencies	3134GBHT2	FREDDIE MAC	50,000,000	1.90	1.90	9/29/17	6/29/21	79,167	-	-	79,167
Federal Agencies	3134GBJ60	FREDDIE MAC	22,000,000	1.89	2.06	11/16/17	5/3/21	34,650	2,976	-	37,626
Federal Agencies	3134GBJP8	FREDDIE MAC	24,715,000	1.75	1.75	5/25/17	11/25/20	36,043	58	-	36,101
Federal Agencies	3134GBLR1	FREDDIE MAC	25,000,000	1.75	1.75	5/8/17	5/8/20	36,458	-	-	36,458
Federal Agencies	3134GBLY6	FREDDIE MAC	50,000,000	1.92	1.92	10/2/17	7/1/21	80,000	-	-	80,000
Federal Agencies	3134GBM25	FREDDIE MAC	50,000,000	2.07	2.07	10/2/17	7/1/22	86,250	-	-	86,250
Federal Agencies	3134GBN73	FREDDIE MAC	15,750,000	1.70	1.70	5/30/17	5/22/20	22,313	-	-	22,313
Federal Agencies	3134GBPB2	FREDDIE MAC	50,000,000	2.18	2.18	5/25/17	5/25/22	90,833	-	-	90,833
Federal Agencies	3134GBQG0	FREDDIE MAC	14,675,000	1.65	1.65	6/22/17	6/22/20	20,178	-	-	20,178
Federal Agencies	3134GBST0	FREDDIE MAC	50,000,000	1.75	1.76	6/29/17	6/29/20	72,917	274	-	73,190
Federal Agencies	3134GBTX0	FREDDIE MAC	100,000,000	2.24	2.24	11/1/17	7/1/22	186,667	-	-	186,667
Federal Agencies	3134GBW99	FREDDIE MAC	60,000,000	2.25	2.12	11/24/17	11/24/20	112,500	(6,109)	-	106,391
Federal Agencies	3134GBX56	FREDDIE MAC	31,575,000	2.25	2.25	7/27/17	7/27/22	59,203	-	-	59,203
Federal Agencies	3134GBXU1	FREDDIE MAC	50,000,000	1.85	1.85	7/13/17	7/13/20	77,083	-	-	77,083
Federal Agencies	3134GBXV9	FREDDIE MAC	100,000,000	3.27	3.27	6/14/18	6/14/23	154,417	-	-	154,417
Federal Agencies	3134GSNN1	FREDDIE MAC	50,000,000	2.80	2.81	6/14/18	6/14/21	66,111	-	-	66,227
Federal Agencies	3134GSNV3	FREDDIE MAC	50,000,000	3.32	3.32	6/14/18	6/14/23	78,389	-	-	78,389
Federal Agencies	3135G0G72	FANNIE MAE	3,775,000	1.13	1.57	11/8/17	12/14/18	3,539	1,373	-	4,912
Federal Agencies	3135G0P23	FANNIE MAE	20,000,000	1.25	1.25	8/30/16	8/23/19	20,833	-	-	20,833
Federal Agencies	3135G0Q30	FANNIE MAE	50,000,000	1.18	1.18	10/21/16	9/27/19	49,167	-	-	49,167
Federal Agencies	3135G0Q89	FANNIE MAE	25,000,000	1.38	1.38	10/21/16	10/7/21	28,646	-	-	28,646
Federal Agencies	3135G0T45	FANNIE MAE	25,000,000	1.88	1.81	6/6/17	4/5/22	39,063	(1,229)	-	37,834
Federal Agencies	3135G0T60	FANNIE MAE	50,000,000	1.50	1.60	8/1/17	7/30/20	62,500	4,154	-	66,654
Federal Agencies	3135G0U35	FANNIE MAE	25,000,000	2.75	2.76	6/25/18	6/22/21	11,458	32	-	11,490
Federal Agencies	3136G0T68	FANNIE MAE	14,000,000	1.33	1.44	8/28/17	10/24/19	15,517	1,211	-	16,728

Monthly Investment Earnings

Pooled Fund

Type of Investment	CUSIP	Issuer Name	Par Value	Coupon	YTM ¹	Settle Date	Maturity Date	Earned Interest	Amort. Expense	Realized Gain/(Loss)	Earned Income /Net
Federal Agencies	3136G3LV5	FANNIE MAE	8,950,000	1.35	1.35	5/26/16	11/26/19	10,069	-	-	10,069
Federal Agencies	3136G3QP3	FANNIE MAE	10,000,000	1.25	1.25	5/24/16	5/24/19	10,417	-	-	10,417
Federal Agencies	3136G3TG0	FANNIE MAE	15,000,000	1.38	1.38	6/30/16	6/30/20	14,469	-	-	14,469
Federal Agencies	3136G3TK1	FANNIE MAE	25,000,000	1.50	1.50	7/6/16	4/6/20	31,250	-	-	31,250
Federal Agencies	3136G3X59	FANNIE MAE	25,000,000	1.10	1.10	8/23/16	8/23/19	22,917	-	-	22,917
Federal Agencies	3136G4BL6	FANNIE MAE	15,000,000	1.25	1.25	10/17/16	4/17/20	15,625	-	-	15,625
Federal Agencies	3136G4EZ2	FANNIE MAE	50,000,000	1.13	1.16	10/28/16	10/30/19	46,875	-	-	46,875
Federal Agencies	3136G4FJ7	FANNIE MAE	25,000,000	1.20	1.20	10/25/16	10/25/19	25,000	-	-	25,000
Federal Agencies	3136G4KQ5	FANNIE MAE	1,000,000	1.65	1.84	11/17/17	1/17/20	1,375	-	-	1,375
Federal Agencies	3136G4KQ5	FANNIE MAE	31,295,000	1.65	1.84	11/17/17	1/17/20	43,031	-	-	43,031
Federal Agencies	3137EADZ9	FREDDIE MAC	19,979,000	1.13	2.29	5/10/18	4/15/19	18,730	-	-	18,730
Federal Agencies	3137EAEK1	FREDDIE MAC	50,000,000	1.88	1.91	11/15/17	11/17/20	78,125	-	-	78,125
Federal Agencies	3137EAEI9	FREDDIE MAC	22,000,000	2.38	2.47	2/16/18	2/16/21	43,542	-	-	43,542
Federal Agencies	3137EAEI7	FREDDIE MAC	35,000,000	2.50	2.51	4/19/18	4/23/20	72,917	-	-	72,917
Subtotals			\$ 4,976,915,000					\$ 7,558,407	\$ 499,767	\$ -	\$ 8,058,174
State/Local Agencies	13063C4V9	CALIFORNIA ST	50,000,000	1.05	0.90	11/3/16	11/1/18	43,750	\$ (6,078)	\$ -	37,672
State/Local Agencies	13063CKL3	CALIFORNIA ST	4,750,000	2.25	1.15	10/27/16	5/1/19	8,906	(4,227)	-	4,679
State/Local Agencies	13063DAB4	CALIFORNIA ST	23,000,000	1.59	1.59	4/27/17	4/1/19	30,533	-	-	30,533
State/Local Agencies	13063DGA0	CALIFORNIA ST	33,000,000	2.80	2.80	4/25/18	4/1/21	77,000	(37)	-	76,963
State/Local Agencies	13066TYT5	CALIFORNIA ST DEPT OF WTR RESO	28,556,228	1.71	2.30	2/6/17	5/1/21	40,764	9,382	-	50,146
State/Local Agencies	546456CY8	LOUISIANA ST CITIZENS PROPERTY	-	6.13	1.30	11/30/16	6/1/18	-	-	-	-
State/Local Agencies	603786GJ7	MINNEAPOLIS MN REVENUE	1,000,000	4.88	1.40	12/1/16	8/1/18	4,063	(2,814)	-	1,249
State/Local Agencies	6055804W6	MISSISSIPPI ST	8,500,000	6.09	1.38	4/23/15	10/1/19	43,130	(31,767)	-	11,364
State/Local Agencies	91412GF59	UNIV OF CALIFORNIA CA REVENUES	1,769,000	1.91	1.40	8/9/16	5/15/21	2,816	(719)	-	2,097
State/Local Agencies	91412GL60	UNIV OF CALIFORNIA CA REVENUES	2,000,000	1.23	1.23	6/30/16	5/15/19	2,047	-	-	2,047
State/Local Agencies	91412GSB2	UNIV OF CALIFORNIA CA REVENUES	4,180,000	1.80	1.57	10/5/15	7/1/19	6,256	(757)	-	5,499
State/Local Agencies	91412GSB2	UNIV OF CALIFORNIA CA REVENUES	16,325,000	1.80	1.56	10/2/15	7/1/19	24,433	(2,996)	-	21,437
State/Local Agencies	977100CW4	WISCONSIN ST GEN FUND ANNUAL A	18,000,000	1.45	1.45	8/16/16	5/1/20	21,690	-	-	21,690
Subtotals			\$ 191,080,228					\$ 305,387	\$ (40,013)	\$ -	\$ 265,374
Public Time Deposits	PP0818WE8	SAN FRANCISCO CREDIT UNION	10,000,000	2.11	2.11	6/5/18	12/5/18	15,030	-	-	15,030
Public Time Deposits	PP9J42KU2	PREFERRED BANK LA CALIF	240,000	2.59	2.59	5/16/18	5/16/19	511	-	-	511
Public Time Deposits	PPA30X603	SAN FRANCISCO CREDIT UNION	-	1.63	1.63	3/5/18	6/5/18	1,697	-	-	1,697
Public Time Deposits	PPF00EG70	BANK OF SAN FRANCISCO	5,000,000	1.91	1.91	3/16/18	9/12/18	7,958	-	-	7,958
Public Time Deposits	PPQD16IX7	BRIDGE BANK	-	1.73	1.73	3/27/18	6/25/18	11,375	-	-	11,375
Public Time Deposits	PPQD1P014	BRIDGE BANK	10,000,000	2.12	2.12	6/25/18	12/26/18	3,485	-	-	3,485
Subtotals			\$ 25,240,000					\$ 40,057	\$ -	\$ -	\$ 40,057
Negotiable CDs	06371E2G1	BANK OF MONTREAL CHICAGO	25,000,000	2.25	2.25	3/29/18	7/9/18	46,875	-	-	46,875
Negotiable CDs	06371EA64	BANK OF MONTREAL CHICAGO	25,000,000	2.05	2.05	12/27/17	12/24/18	42,708	-	-	42,708
Negotiable CDs	06371EDT1	BANK OF MONTREAL CHICAGO	50,000,000	2.20	2.20	7/6/17	7/2/18	91,315	-	-	91,315
Negotiable CDs	06371EFH5	BANK OF MONTREAL CHICAGO	50,000,000	2.58	2.58	7/17/17	1/17/19	107,617	-	-	107,617
Negotiable CDs	06371EL21	BANK OF MONTREAL CHICAGO	25,000,000	2.34	2.34	1/29/18	1/23/19	46,609	-	-	46,609
Negotiable CDs	06371EMD6	BANK OF MONTREAL CHICAGO	50,000,000	1.50	1.50	9/1/17	7/2/18	62,500	-	-	62,500
Negotiable CDs	06371EN60	BANK OF MONTREAL CHICAGO	25,000,000	2.05	2.05	2/19/18	9/6/18	42,708	-	-	42,708
Negotiable CDs	06371EQJ9	BANK OF MONTREAL CHICAGO	50,000,000	2.20	2.20	10/3/17	10/1/18	91,769	-	-	91,769
Negotiable CDs	06371EQI7	BANK OF MONTREAL CHICAGO	50,000,000	2.19	2.19	10/4/17	7/2/18	90,898	-	-	90,898
Negotiable CDs	06371ERP4	BANK OF MONTREAL CHICAGO	45,000,000	2.30	2.30	10/16/17	10/25/18	82,349	-	-	82,349
Negotiable CDs	06371EXP7	BANK OF MONTREAL CHICAGO	50,000,000	1.75	1.75	12/8/17	7/2/18	72,917	-	-	72,917
Negotiable CDs	06417GK48	BANK OF NOVA SCOTIA HOUS	50,000,000	2.25	2.25	12/17/17	12/17/18	93,090	-	-	93,090
Negotiable CDs	06417GK72	BANK OF NOVA SCOTIA HOUSTON	50,000,000	2.09	2.09	2/14/18	9/17/18	87,083	-	-	87,083
Negotiable CDs	06417GR42	BANK OF NOVA SCOTIA HOUSTON	50,000,000	2.47	2.47	4/4/18	4/3/19	102,563	-	-	102,563
Negotiable CDs	06417GZR2	BANK OF NOVA SCOTIA HOUSTON	50,000,000	2.29	2.29	10/25/17	10/25/18	91,082	-	-	91,082

Monthly Investment Earnings

Pooled Fund

Type of Investment	CUSIP	Issuer Name	Par Value	Coupon	YTM ¹	Settle Date	Maturity Date	Earned Interest	Amort. Expense	Realized Gain/(Loss)	Earned Income /Net
Negotiable CDs	06417GZT8	BANK OF NOVA SCOTIA HOUSTON	50,000,000	2.25	2.25	11/2/17	11/9/18	91,951	-	-	91,951
Negotiable CDs	06427KSW8	BANK OF MONTREAL CHICAGO	27,838,000	2.60	2.60	3/9/17	3/8/19	58,855	-	-	58,855
Negotiable CDs	25215FDL5	DEXIA CREDIT LOCAL SA NY	40,000,000	2.30	2.30	6/7/18	6/7/19	61,454	-	-	61,454
Negotiable CDs	63873NRL7	NATIXIS NY BRANCH	50,000,000	2.28	2.28	4/5/18	7/9/18	95,000	-	-	95,000
Negotiable CDs	63873NRL5	NATIXIS NY BRANCH	50,000,000	2.44	2.44	5/14/18	11/26/18	101,667	-	-	101,667
Negotiable CDs	65602UP85	NORINCHUKIN BANK (NY)	50,000,000	2.50	2.50	3/29/18	9/28/18	99,235	-	-	99,235
Negotiable CDs	78009N3T1	ROYAL BANK OF CANADA NY	50,000,000	1.83	1.83	11/20/17	11/20/18	76,250	-	-	76,250
Negotiable CDs	78009N5B8	ROYAL BANK OF CANADA NY	50,000,000	2.25	2.25	12/8/17	12/7/18	93,090	-	-	93,090
Negotiable CDs	78009N6F8	ROYAL BANK OF CANADA NY	50,000,000	2.32	2.32	12/19/17	12/19/18	93,443	-	-	93,443
Negotiable CDs	78009NU46	ROYAL BANK OF CANADA NY	50,000,000	1.82	1.82	1/4/18	7/2/18	75,833	-	-	75,833
Negotiable CDs	78009NX50	ROYAL BANK OF CANADA NY	50,000,000	2.29	2.29	7/24/17	6/12/18	33,633	-	-	33,633
Negotiable CDs	78012UAW5	ROYAL BANK OF CANADA NY	25,000,000	2.40	2.40	7/24/17	7/24/18	91,272	-	-	91,272
Negotiable CDs	78012UCE3	ROYAL BANK OF CANADA NY	50,000,000	2.46	2.46	2/27/18	11/27/18	47,630	-	-	47,630
Negotiable CDs	78012UDL6	ROYAL BANK OF CANADA NY	50,000,000	2.35	2.35	3/28/18	4/1/19	102,603	-	-	102,603
Negotiable CDs	78012UDR3	ROYAL BANK OF CANADA NY	35,000,000	2.35	2.35	5/2/18	5/1/19	68,613	-	-	68,613
Negotiable CDs	78012UDV4	ROYAL BANK OF CANADA NY	40,000,000	2.69	2.69	5/10/18	5/13/19	89,667	-	-	89,667
Negotiable CDs	78012UDX0	ROYAL BANK OF CANADA NY	25,000,000	2.66	2.66	5/23/18	5/24/19	55,417	-	-	55,417
Negotiable CDs	89113W2C9	TORONTO DOMINION BANK NY	50,000,000	2.30	2.30	6/4/18	8/6/18	86,276	-	-	86,276
Negotiable CDs	89113W5H5	TORONTO DOMINION BANK NY	50,000,000	1.46	1.46	6/2/17	6/4/18	6,083	-	-	6,083
Negotiable CDs	89113X3M4	TORONTO DOMINION BANK NY	50,000,000	1.55	1.55	7/6/17	7/2/18	64,583	-	-	64,583
Negotiable CDs	89113X3M1	TORONTO DOMINION BANK NY	50,000,000	2.65	2.65	6/20/18	4/24/19	40,486	-	-	40,486
Negotiable CDs	89113X3AT1	TORONTO DOMINION BANK NY	50,000,000	1.48	1.48	8/8/17	7/2/18	61,667	-	-	61,667
Negotiable CDs	89113X3B9	TORONTO DOMINION BANK NY	50,000,000	1.50	1.50	8/10/17	6/15/18	29,167	-	-	29,167
Negotiable CDs	89113X3B5	TORONTO DOMINION BANK NY	50,000,000	1.50	1.50	8/16/17	6/15/18	29,167	-	-	29,167
Negotiable CDs	89113X3J4	TORONTO DOMINION BANK NY	50,000,000	2.29	2.29	10/18/17	10/25/18	91,082	-	-	91,082
Negotiable CDs	89113X3L7	TORONTO DOMINION BANK NY	50,000,000	2.24	2.24	11/2/17	11/9/18	91,534	-	-	91,534
Negotiable CDs	89113X3Q6	TORONTO DOMINION BANK NY	25,000,000	2.24	2.24	12/6/17	12/6/18	46,415	-	-	46,415
Negotiable CDs	89113X3Q6	TORONTO DOMINION BANK NY	50,000,000	2.24	2.24	12/6/17	12/6/18	92,830	-	-	92,830
Negotiable CDs	89113X3W6	TORONTO DOMINION BANK NY	50,000,000	2.00	2.00	2/15/18	8/31/18	83,333	-	-	83,333
Negotiable CDs	89113X3X4	TORONTO DOMINION BANK NY	25,000,000	2.68	2.68	5/23/18	5/24/19	55,833	-	-	55,833
Negotiable CDs	96121T3R7	WESTPAC BANKING CORP NY	50,000,000	2.15	2.15	7/7/17	7/2/18	89,232	-	-	89,232
Negotiable CDs	96121T3W6	WESTPAC BANKING CORP NY	50,000,000	2.25	2.25	7/26/17	7/26/18	89,160	-	-	89,160
Negotiable CDs	96121T4D7	WESTPAC BANKING CORP NY	50,000,000	1.53	1.53	8/9/17	8/9/18	63,750	-	-	63,750
Negotiable CDs	96121T4S4	WESTPAC BANKING CORP NY	50,000,000	2.26	2.26	10/11/17	10/15/18	91,297	-	-	91,297
Negotiable CDs	96121T5B0	WESTPAC BANKING CORP NY	50,000,000	2.22	2.22	12/7/17	12/7/18	91,840	-	-	91,840
Negotiable CDs	96121T5K0	WESTPAC BANKING CORP NY	50,000,000	2.32	2.32	12/27/17	12/21/18	92,686	-	-	92,686
Negotiable CDs	96121T5M6	WESTPAC BANKING CORP NY	50,000,000	2.33	2.33	12/28/17	12/28/18	92,151	-	-	92,151
Negotiable CDs	96121T7B8	WESTPAC BANKING CORP NY	50,000,000	2.33	2.33	3/5/18	3/5/19	96,823	-	-	96,823
Subtotals			\$ 2,187,838,000					\$ 3,973,094	\$ -	\$ -	\$ 3,973,094
Commercial Paper	03785EGS7	APPLE INC	10,000,000	0.00	1.94	6/5/18	7/26/18	\$ -	13,939	\$ -	13,939
Commercial Paper	03785EHH0	APPLE INC	50,000,000	0.00	2.02	5/31/18	8/17/18	-	83,750	-	83,750
Commercial Paper	03785EJK1	APPLE INC	25,000,000	0.00	2.21	4/25/18	9/19/18	-	45,625	-	45,625
Commercial Paper	06538CF89	BANK OF TOKYO-MIT UFJ NY	-	0.00	1.58	9/12/17	6/8/18	15,167	-	-	15,167
Commercial Paper	06538CFE3	BANK OF TOKYO-MIT UFJ NY	-	0.00	1.58	9/19/17	6/15/18	-	30,333	-	30,333
Commercial Paper	06538CG21	BANK OF TOKYO-MIT UFJ NY	45,000,000	0.00	2.33	3/26/18	7/2/18	-	87,000	-	87,000
Commercial Paper	06538CG21	BANK OF TOKYO-MIT UFJ NY	50,000,000	0.00	1.85	1/4/18	7/2/18	-	76,250	-	76,250
Commercial Paper	06538CG21	BANK OF TOKYO-MIT UFJ NY	50,000,000	0.00	2.11	3/1/18	7/2/18	-	87,083	-	87,083
Commercial Paper	06538CKK6	BANK OF TOKYO-MIT UFJ NY	25,000,000	0.00	2.08	1/22/18	10/19/18	-	42,708	-	42,708
Commercial Paper	06538CKK6	BANK OF TOKYO-MIT UFJ NY	45,000,000	0.00	2.08	1/24/18	10/19/18	-	76,875	-	76,875
Commercial Paper	06538CKN0	BANK OF TOKYO-MIT UFJ NY	25,000,000	0.00	2.09	1/25/18	10/22/18	-	42,917	-	42,917
Commercial Paper	19416FFM1	COLGATE-PALMOLIVE CO	-	0.00	1.77	5/23/18	6/13/18	-	29,500	-	29,500
Commercial Paper	25214PFC2	DEXIA CREDIT LOCAL SA NY	40,000,000	0.00	1.83	6/6/18	6/21/18	-	11,438	-	11,438
Commercial Paper	25214PFC2	DEXIA CREDIT LOCAL SA NY	-	0.00	2.34	4/3/18	10/3/18	-	77,000	-	77,000

Monthly Investment Earnings

Pooled Fund

Type of Investment	CUSIP	Issuer Name	Par Value	Coupon	YTM ¹	Settle Date	Maturity Date	Earned Interest	Amort. Expense	Realized Gain/(Loss)	Earned Income /Net Earnings
Commercial Paper	25214PG31	DEXIA CREDIT LOCAL SA NY	40,000,000	0.00	2.20	4/24/18	7/25/18	-	73,000	-	73,000
Commercial Paper	25214PH22	DEXIA CREDIT LOCAL SA NY	50,000,000	0.00	2.51	5/15/18	2/5/19	-	102,500	-	102,500
Commercial Paper	25214PHLO	DEXIA CREDIT LOCAL SA NY	25,000,000	0.00	2.39	6/4/18	12/10/18	-	44,250	-	44,250
Commercial Paper	62479MGB3	MUFG BANK LTD	20,000,000	0.00	2.33	4/11/18	7/11/18	-	38,667	-	38,667
Commercial Paper	62479MH89	MUFG BANK LTD	35,000,000	0.00	2.35	5/1/18	8/8/18	-	67,958	-	67,958
Commercial Paper	62479MJ53	MUFG BANK LTD	40,000,000	0.00	2.42	4/24/18	9/5/18	-	80,000	-	80,000
Commercial Paper	62479MJM6	MUFG BANK LTD NY	13,000,000	0.00	2.29	6/19/18	9/21/18	-	9,880	-	9,880
Commercial Paper	62479MJM6	MUFG BANK LTD	50,000,000	0.00	2.43	4/3/18	9/21/18	-	100,000	-	100,000
Commercial Paper	62479MK51	MUFG BANK LTD	19,000,000	0.00	2.32	6/19/18	10/5/18	-	14,567	-	14,567
Commercial Paper	62479MPL1	MUFG BANK LTD	30,000,000	0.00	2.59	6/8/18	2/20/19	-	48,683	-	48,683
Commercial Paper	63873KFE2	NATIXIS NY BRANCH	-	0.00	1.89	6/12/18	6/14/18	-	2,817	-	2,817
Commercial Paper	63873KFK8	NATIXIS NY BRANCH	-	0.00	1.89	6/18/18	6/19/18	-	2,625	-	2,625
Commercial Paper	63873KFL6	NATIXIS NY BRANCH	-	0.00	1.89	6/19/18	6/20/18	-	788	-	788
Commercial Paper	63873KFS1	NATIXIS NY BRANCH	-	0.00	1.89	6/25/18	6/26/18	-	788	-	788
Commercial Paper	63873KFT9	NATIXIS NY BRANCH	-	0.00	1.89	6/26/18	6/27/18	-	788	-	788
Commercial Paper	88580DFR0	3M COMPANY	-	0.00	1.86	6/8/18	6/25/18	-	21,958	-	21,958
Commercial Paper	89233HGP3	TOYOTA MOTOR CREDIT CORP	50,000,000	0.00	2.34	3/28/18	7/23/18	-	96,667	-	96,667
Commercial Paper	89233HH64	TOYOTA MOTOR CREDIT CORP	40,000,000	0.00	2.37	4/10/18	8/6/18	-	78,333	-	78,333
Commercial Paper	89233HJM7	TOYOTA MOTOR CREDIT CORPORATI	25,000,000	0.00	2.29	5/29/18	9/21/18	-	47,292	-	47,292
Commercial Paper	89233HL93	TOYOTA MOTOR CREDIT CORP	50,000,000	0.00	2.24	2/15/18	11/9/18	-	91,667	-	91,667
Commercial Paper	89233HLS1	TOYOTA MOTOR CREDIT CORP	50,000,000	0.00	2.37	5/31/18	11/26/18	-	97,500	-	97,500
Commercial Paper	89233HN75	TOYOTA MOTOR CREDIT CORPORATI	25,000,000	0.00	2.46	6/21/18	1/7/19	-	16,875	-	16,875
Subtotals			\$ 927,000,000				\$ 15,167	\$ 1,742,019	\$ -	\$ -	\$ 1,757,186
Medium Term Notes	037833AQ3	APPLE INC	\$ 18,813,000	2.10	2.37	5/31/18	5/6/19	\$ 32,923	\$ 4,167	\$ -	\$ 37,089
Medium Term Notes	742718EG0	THE PROCTER & GAMBLE CO	9,650,000	1.90	2.62	6/20/18	11/1/19	5,602	2,049	-	7,651
Medium Term Notes	89236TDN2	TOYOTA MOTOR CREDIT CORP	50,000,000	2.59	2.59	1/9/17	1/9/19	107,943	-	-	107,943
Medium Term Notes	89236TEJ0	TOYOTA MOTOR CREDIT CORP	20,000,000	2.20	2.25	1/11/18	1/10/20	36,667	733	-	37,399
Subtotals			\$ 98,463,000				\$ 183,135	\$ 6,948	\$ -	\$ -	\$ 190,082
Money Market Funds	09248U718	BLACKROCK LIQ INST GOV FUND	\$ 64,268	1.65	1.65	6/29/18	7/1/18	\$ 10,958	\$ -	\$ -	\$ 10,958
Money Market Funds	31607A703	FIDELITY INST GOV FUND	225,893,517	1.73	1.73	11/4/15	7/1/18	593,725	-	-	593,725
Money Market Funds	61747C707	MORGAN STANLEY INST GOVT FUND	181,065,081	1.72	1.72	12/31/12	7/1/18	117,822	-	-	117,822
Subtotals			\$ 407,022,866				\$ 722,504	\$ -	\$ -	\$ -	\$ 722,504
Supranationals	458182DX7	INTER-AMERICAN DEVEL BK	\$ 5,000,000	1.00	2.43	6/11/18	5/13/19	\$ 2,778	\$ 3,869	\$ -	\$ 6,647
Supranationals	458182DX7	INTER-AMERICAN DEVEL BK	14,270,000	1.00	2.41	6/6/18	5/13/19	9,910	13,584	-	23,494
Supranationals	458182DX7	INTER-AMERICAN DEVEL BK	20,557,000	1.00	2.30	6/1/18	5/13/19	17,131	21,727	-	38,858
Supranationals	4581X0BR8	INTER-AMERICAN DEVEL BK	16,000,000	1.75	1.72	12/28/17	8/24/18	23,333	(321)	-	23,012
Supranationals	4581X0CX4	INTER-AMERICAN DEVEL BK	10,000,000	1.63	2.72	5/17/18	5/12/20	13,542	8,704	-	22,246
Supranationals	4581X0CX4	INTER-AMERICAN DEVEL BK	25,000,000	1.63	1.72	4/12/17	5/12/20	33,854	1,579	-	35,433
Supranationals	4581X0DB1	INTER-AMERICAN DEVEL BK	45,000,000	2.63	2.70	4/19/18	4/19/21	98,438	2,710	-	101,147
Supranationals	4581X0DB1	INTER-AMERICAN DEVEL BK	50,000,000	2.63	2.84	5/16/18	4/19/21	109,375	8,588	-	117,963
Supranationals	459053C85	INTL BK RECON & DEVELOP	25,000,000	0.00	1.92	5/24/18	8/22/18	-	39,792	-	39,792
Supranationals	459053D27	INTL BK RECON & DEVELOP DISCOUN	30,000,000	0.00	1.87	4/9/18	8/24/18	-	46,500	-	46,500
Supranationals	459053G40	INTL BK RECON & DEVELOP DISC	15,000,000	0.00	1.94	5/30/18	9/19/18	-	24,125	-	24,125
Supranationals	459053YV0	INTL BK RECON & DEVELOP DISC	15,000,000	0.00	1.80	6/5/18	7/2/18	-	19,500	-	19,500
Supranationals	459053YV0	INTL BK RECON & DEVELOP DISC	25,000,000	0.00	1.80	6/6/18	7/2/18	-	31,250	-	31,250
Supranationals	459053YZ1	INTL BK RECON & DEVELOP DISCOUN	35,000,000	0.00	1.81	4/6/18	7/6/18	-	52,500	-	52,500
Supranationals	459058ER0	INTL BK RECON & DEVELOP	25,000,000	1.00	1.07	10/7/15	10/5/18	20,833	1,165	-	21,999
Supranationals	459058EV1	INTL BK RECON & DEVELOP	10,000,000	1.25	2.47	6/28/18	7/26/19	1,042	987	-	2,029
Supranationals	459058FQ1	INTL BANK RECON & DEVELOPMENT	50,000,000	1.20	1.75	11/6/17	9/30/19	50,000	22,342	-	72,342
Supranationals	459058FZ1	INTL BK RECON & DEVELOP	50,000,000	1.88	1.92	3/21/17	4/21/20	78,125	1,158	-	79,283
Supranationals	459058GA5	INTL BK RECON & DEVELOPMENT	50,000,000	1.63	1.63	8/29/17	9/4/20	67,708	286	-	67,994
Supranationals	45905UQ80	INTL BK RECON & DEVELOP	50,000,000	1.95	1.97	11/9/17	11/9/20	81,250	958	-	82,208
Supranationals	45905UQ80	INTL BK RECON & DEVELOP	50,000,000	1.95	2.15	12/20/17	11/9/20	81,250	8,005	-	89,255

Monthly Investment Earnings

Pooled Fund

Type of Investment	CUSIP	Issuer Name	Par Value	Coupon	YTM ¹	Settle Date	Maturity Date	Earned Interest	Amort. Expense	Realized Gain/(Loss)	Earned Income /Net Earnings
Supranationals	45905UZJ6	INTL BANK RECON & DEVELOPMENT	25,000,000	1.30	1.56	6/2/17	10/25/19	27,083	5,314	-	32,398
Supranationals	45905UZJ6	INTL BK RECON & DEVELOP	29,300,000	1.30	1.56	6/2/17	10/25/19	31,742	6,228	-	37,970
Supranationals	45950KCJ7	INTL FINANCE CORP	12,135,000	1.13	2.88	5/23/18	7/20/21	11,377	16,587	-	27,964
Supranationals	45950KCM0	INTERNATIONAL FINANCE CORP	50,000,000	2.25	2.35	1/25/18	1/25/21	93,750	4,024	-	97,774
Supranationals	45950VLM6	INTERNATIONAL FINANCE CORP	50,000,000	1.99	1.99	3/1/18	3/1/19	82,742	-	-	82,742
Subtotals			\$ 782,262,000				\$ 935,262	\$ 341,162	\$ -	\$ -	\$ 1,276,424
Grand Totals			\$ 10,680,821,094				\$ 14,542,827	\$ 3,418,099	\$ -	\$ -	\$ 17,960,926

¹Yield to maturity is calculated at purchase

Investment Transactions

Pooled Fund

For month ended June 30, 2018

Transaction	Settle Date	Maturity	Type of Investment	Issuer Name	CUSIP	Par Value	Coupon	YTM	Price	Interest	Transaction
Purchase	6/1/2018	5/13/2019	Supranationals	INTER-AMERICAN DEVELOP BK	458182DX7	\$ 20,557,000	1.00	2.30	\$ 98.78	\$ 10,279	\$ 20,316,689
Purchase	6/4/2018	6/8/2018	Federal Agencies	FED HOME LN DISCOUNT NT	313385XV3	75,000,000	0.00	1.69	99.98	-	74,985,908
Purchase	6/4/2018	8/6/2018	Negotiable CDs	ROYAL BANK OF CANADA NY	78012UDX0	50,000,000	2.30	2.30	100.00	-	50,000,000
Purchase	6/4/2018	12/10/2018	Commercial Paper	DEXIA CREDIT LOCAL SA NY	25214PHL0	25,000,000	0.00	2.39	98.76	-	24,690,250
Purchase	6/5/2018	7/2/2018	Supranationals	INTL BK RECON & DEVELOP	459053YV0	15,000,000	0.00	1.80	99.87	-	14,979,750
Purchase	6/5/2018	7/26/2018	Commercial Paper	APPLE INC	03785EGS7	10,000,000	0.00	1.94	99.73	-	9,972,658
Purchase	6/5/2018	12/5/2018	Public Time Deposits	SAN FRANCISCO CREDIT UNI	PP0818WE8	10,000,000	2.11	2.11	100.00	-	10,000,000
Purchase	6/6/2018	6/21/2018	Commercial Paper	FIDELITY INST GOV FUND	19416FFM1	15,000,000	0.00	1.83	99.92	-	14,988,563
Purchase	6/6/2018	7/1/2018	Money Market Funds	FIDELITY INST GOV FUND	31607A703	175,000,000	1.73	1.73	100.00	-	175,000,000
Purchase	6/6/2018	7/2/2018	Supranationals	INTL BK RECON & DEVELOP	459053YV0	25,000,000	0.00	1.80	99.87	-	24,967,500
Purchase	6/6/2018	7/13/2018	Federal Agencies	FED HOME LN DISCOUNT NT	313385ZG4	14,200,000	0.00	1.84	99.81	-	14,173,146
Purchase	6/6/2018	5/13/2019	Supranationals	INTER-AMERICAN DEVELOP BK	458182DX7	14,200,000	1.00	2.41	98.70	9,117	14,093,827
Purchase	6/6/2018	5/16/2019	Federal Agencies	FEDERAL FARM CREDIT BANK	3133EF7L5	5,900,000	1.17	2.35	98.90	3,835	5,838,935
Purchase	6/6/2018	6/6/2019	Federal Agencies	FEDERAL HOME LOAN BANK	3130AEFB1	12,450,000	2.25	2.34	99.91	-	12,439,169
Purchase	6/7/2018	4/15/2019	U.S. Treasuries	US TREASURY	912828Q52	50,000,000	0.88	2.31	98.79	63,354	49,457,885
Purchase	6/7/2018	6/7/2019	Negotiable CDs	DEXIA CREDIT LOCAL SA NY	25215FDL5	40,000,000	0.00	2.30	100.00	-	40,000,000
Purchase	6/8/2018	6/25/2018	Commercial Paper	3M COMPANY	88580DFR0	25,000,000	0.00	1.86	99.91	-	24,978,042
Purchase	6/8/2018	7/1/2018	Money Market Funds	FIDELITY INST GOV FUND	31607A703	100,000,000	1.73	1.73	100.00	-	100,000,000
Purchase	6/8/2018	7/1/2018	Money Market Funds	MORGAN STANLEY INST GOVT	61747C707	50,000,000	1.72	1.72	100.00	-	50,000,000
Purchase	6/8/2018	2/20/2019	Commercial Paper	MUFG BANK LTD	62479MPL1	30,000,000	0.00	2.59	98.19	-	29,456,017
Purchase	6/11/2018	7/1/2018	Money Market Funds	FIDELITY INST GOV FUND	31607A703	30,000,000	1.73	1.73	100.00	-	30,000,000
Purchase	6/12/2018	6/14/2018	Commercial Paper	INTER-AMERICAN DEVELOP BK	458182DX7	5,000,000	1.00	2.43	98.70	3,889	4,938,889
Purchase	6/13/2018	6/13/2022	Federal Agencies	NATIXIS NY BRANCH	63873KFE2	30,000,000	0.00	1.69	99.99	-	29,997,183
Purchase	6/13/2018	11/4/2019	Federal Agencies	FEDERAL FARM CREDIT BANK	3133EJRN1	25,000,000	3.00	3.05	99.83	-	24,957,500
Purchase	6/14/2018	6/14/2021	Federal Agencies	FEDERAL FARM CREDIT BANK	3133EJRU5	50,000,000	2.45	2.47	99.98	-	49,987,500
Purchase	6/14/2018	6/14/2023	Federal Agencies	FREDDIE MAC	3134G5NV3	50,000,000	2.80	2.81	99.99	-	49,992,500
Purchase	6/14/2018	6/14/2023	Federal Agencies	FREDDIE MAC	3134G5NN1	100,000,000	3.27	3.27	100.00	-	100,000,000
Purchase	6/18/2018	6/19/2018	Federal Agencies	FED HOME LN DISCOUNT NT	313385Y55	80,000,000	0.00	1.80	100.00	-	80,000,000
Purchase	6/18/2018	6/19/2018	Commercial Paper	NATIXIS NY BRANCH	63873KFK8	50,000,000	0.00	1.89	99.99	-	49,997,375
Purchase	6/18/2018	6/25/2018	Federal Agencies	FED HOME LN DISCOUNT NT	313385Y00	10,000,000	0.00	1.85	99.96	-	9,996,403
Purchase	6/18/2018	6/25/2018	Federal Agencies	FED HOME LN DISCOUNT NT	313385Y00	27,000,000	0.00	1.85	99.96	-	26,990,288
Purchase	6/19/2018	6/20/2018	Federal Agencies	FED HOME LN DISCOUNT NT	313385YH3	50,000,000	0.00	1.83	99.99	-	49,997,458
Purchase	6/19/2018	6/20/2018	Federal Agencies	FED HOME LN DISCOUNT NT	313385YH3	50,000,000	0.00	1.83	99.99	-	49,997,458
Purchase	6/19/2018	6/20/2018	Federal Agencies	FED HOME LN DISCOUNT NT	313385YH3	50,000,000	0.00	1.83	99.99	-	49,997,458
Purchase	6/19/2018	6/20/2018	Commercial Paper	NATIXIS NY BRANCH	63873KFL6	15,000,000	0.00	1.89	99.99	-	14,999,213
Purchase	6/19/2018	7/1/2018	Federal Agencies	FED HOME LN DISCOUNT NT	313385ZE9	16,000,000	0.00	1.87	99.89	-	15,981,716
Purchase	6/19/2018	9/21/2018	Commercial Paper	MUFG BANK LTD NY	62479MJM6	13,000,000	0.00	2.29	99.40	-	12,922,607
Purchase	6/19/2018	10/5/2018	Commercial Paper	MUFG BANK LTD	62479MK51	19,000,000	0.00	2.32	99.31	-	18,868,900
Purchase	6/20/2018	6/21/2018	Federal Agencies	FED HOME LN DISCOUNT NT	313385YJ9	50,000,000	0.00	1.87	99.99	-	49,997,403
Purchase	6/20/2018	6/21/2018	Federal Agencies	FED HOME LN DISCOUNT NT	313385YJ9	50,000,000	0.00	1.87	99.99	-	49,997,403
Purchase	6/20/2018	6/21/2018	Federal Agencies	FED HOME LN DISCOUNT NT	313385YJ9	50,000,000	0.00	1.87	99.99	-	49,997,403
Purchase	6/20/2018	6/21/2018	Federal Agencies	FED HOME LN DISCOUNT NT	313385YJ9	50,000,000	0.00	1.87	99.99	-	49,997,403
Purchase	6/20/2018	6/21/2018	Federal Agencies	FED HOME LN DISCOUNT NT	313385YJ9	50,000,000	0.00	1.87	99.99	-	49,997,403
Purchase	6/20/2018	4/24/2019	Negotiable CDs	TORONTO DOMINION BANK NY	89113X3M4	50,000,000	2.65	2.65	100.00	-	50,000,000
Purchase	6/20/2018	11/1/2019	Medium Term Notes	THE PROCTER & GAMBLE CO	742718EG0	9,650,000	1.90	2.62	99.04	24,956	9,582,026
Purchase	6/21/2018	6/22/2018	Federal Agencies	FED HOME LN DISCOUNT NT	313385YK6	50,000,000	0.00	1.85	99.99	-	49,997,431
Purchase	6/21/2018	6/22/2018	Federal Agencies	FED HOME LN DISCOUNT NT	313385YK6	50,000,000	0.00	1.85	99.99	-	49,997,431
Purchase	6/21/2018	6/22/2018	Federal Agencies	FED HOME LN DISCOUNT NT	313385YK6	50,000,000	0.00	1.85	99.99	-	49,997,431
Purchase	6/21/2018	6/22/2018	Federal Agencies	FED HOME LN DISCOUNT NT	313385YK6	50,000,000	0.00	1.85	99.99	-	49,997,431
Purchase	6/21/2018	6/22/2018	Federal Agencies	FED HOME LN DISCOUNT NT	313385YK6	75,000,000	0.00	1.85	99.99	-	74,996,146

Investment Transactions

Pooled Fund

Transaction	Settle Date	Maturity	Type of Investment	Issuer Name	CUSIP	Par Value	Coupon	YTM	Price	Interest	Transaction
Purchase	6/21/2018	1/7/2019	Commercial Paper	TOYOTA MOTOR CREDIT CORP	89233HN75	25,000,000	0.00	2.46	98.65	-	24,662,500
Purchase	6/22/2018	6/25/2018	Federal Agencies	FED HOME LN DISCOUNT NT	313385YN0	50,000,000	0.00	1.85	99.98	-	49,992,292
Purchase	6/22/2018	6/25/2018	Federal Agencies	FED HOME LN DISCOUNT NT	313385YN0	50,000,000	0.00	1.85	99.98	-	49,992,292
Purchase	6/22/2018	6/25/2018	Federal Agencies	FED HOME LN DISCOUNT NT	313385YN0	50,000,000	0.00	1.85	99.98	-	49,992,292
Purchase	6/22/2018	6/25/2018	Federal Agencies	FED HOME LN DISCOUNT NT	313385YN0	50,000,000	0.00	1.85	99.98	-	49,992,292
Purchase	6/22/2018	6/25/2018	Federal Agencies	FED HOME LN DISCOUNT NT	313385YN0	76,000,000	0.00	1.85	99.98	-	75,988,283
Purchase	6/25/2018	6/26/2018	Federal Agencies	FED HOME LN DISCOUNT NT	313385YP5	50,000,000	0.00	1.83	99.99	-	49,997,458
Purchase	6/25/2018	6/26/2018	Federal Agencies	FED HOME LN DISCOUNT NT	313385YP5	50,000,000	0.00	1.83	99.99	-	49,997,458
Purchase	6/25/2018	6/26/2018	Federal Agencies	FED HOME LN DISCOUNT NT	313385YP5	50,000,000	0.00	1.83	99.99	-	49,997,458
Purchase	6/25/2018	6/26/2018	Federal Agencies	FED HOME LN DISCOUNT NT	313385YP5	50,000,000	0.00	1.83	99.99	-	49,997,458
Purchase	6/25/2018	6/26/2018	Commercial Paper	NATIXIS NY BRANCH	63873KFS1	15,000,000	0.00	1.89	99.99	-	14,999,213
Purchase	6/25/2018	7/1/2018	Money Market Funds	FIDELITY INST GOV FUND	31607A703	20,000,000	1.73	1.73	100.00	-	20,000,000
Purchase	6/25/2018	12/26/2018	Public Time Deposits	BRIDGE BANK	PPQD1P014	10,000,000	2.12	2.12	100.00	-	10,000,000
Purchase	6/25/2018	1/15/2019	U.S. Treasuries	US TREASURY NB	912828N63	15,000,000	1.13	2.16	99.43	75,062	10,000,000
Purchase	6/25/2018	6/22/2021	Federal Agencies	FANNIE MAE	3135G0U35	25,000,000	2.75	2.76	99.98	-	24,994,250
Purchase	6/26/2018	6/27/2018	Federal Agencies	FED HOME LN DISCOUNT NT	313385YQ3	35,000,000	0.00	1.83	99.99	-	34,998,221
Purchase	6/26/2018	6/27/2018	Federal Agencies	FED HOME LN DISCOUNT NT	313385YQ3	50,000,000	0.00	1.83	99.99	-	49,997,458
Purchase	6/26/2018	6/27/2018	Federal Agencies	FED HOME LN DISCOUNT NT	313385YQ3	100,000,000	0.00	1.83	99.99	-	99,994,917
Purchase	6/26/2018	6/27/2018	Commercial Paper	NATIXIS NY BRANCH	63873KFT9	15,000,000	0.00	1.89	99.99	-	14,999,213
Purchase	6/27/2018	6/28/2018	Federal Agencies	FED HOME LN DISCOUNT NT	313385YR1	100,000,000	0.00	1.80	100.00	-	99,995,000
Purchase	6/27/2018	7/1/2018	Money Market Funds	FIDELITY INST GOV FUND	31607A703	30,000,000	1.73	1.73	100.00	-	30,000,000
Purchase	6/27/2018	7/1/2018	Money Market Funds	MORGAN STANLEY INST GOVT	61747C707	100,000,000	1.72	1.72	100.00	-	100,000,000
Purchase	6/28/2018	7/1/2018	Money Market Funds	FIDELITY INST GOV FUND	31607A703	75,000,000	1.73	1.73	100.00	-	75,000,000
Purchase	6/28/2018	7/26/2018	Supranationals	INTL BK RECON & DEVELOP	459058EV1	10,000,000	1.25	2.47	98.71	52,778	9,923,478
Purchase	6/29/2018	7/1/2018	Money Market Funds	MORGAN STANLEY INST GOVT	61747C707	70,000,000	1.72	1.72	100.00	-	70,000,000
Purchase	6/30/2018	7/1/2018	Money Market Funds	FIDELITY INST GOV FUND	31607A703	593,725	1.73	1.73	100.00	-	593,725
Purchase	6/30/2018	7/1/2018	Money Market Funds	MORGAN STANLEY INST GOVT	61747C707	117,822	1.72	1.72	100.00	-	117,822
Subtotals						\$3,288,738,546	0.78	1.99	\$ 99.90	\$ 243,259	\$3,285,721,735
Sale	6/1/2018	7/1/2018	Money Market Funds	BLACKROCK LIQ INST GOV F	09248U718	\$ 50,000,000	1.63	1.63	\$ 100.00	\$ -	50,000,000
Sale	6/4/2018	7/1/2018	Money Market Funds	BLACKROCK LIQ INST GOV F	09248U718	80,000,000	1.65	1.65	100.00	-	80,000,000
Sale	6/4/2018	7/1/2018	Money Market Funds	MORGAN STANLEY INST GOVT	61747C707	5,000,000	1.72	1.72	100.00	-	5,000,000
Sale	6/4/2018	7/1/2018	Money Market Funds	MORGAN STANLEY INST GOVT	61747C707	30,000,000	1.72	1.72	100.00	-	30,000,000
Sale	6/6/2018	7/1/2018	Money Market Funds	MORGAN STANLEY INST GOVT	61747C707	35,000,000	1.72	1.72	100.00	-	35,000,000
Sale	6/7/2018	7/1/2018	Money Market Funds	FIDELITY INST GOV FUND	31607A703	70,000,000	1.73	1.73	100.00	-	70,000,000
Sale	6/7/2018	7/1/2018	Money Market Funds	MORGAN STANLEY INST GOVT	61747C707	60,000,000	1.72	1.72	100.00	-	60,000,000
Sale	6/11/2018	7/1/2018	Money Market Funds	MORGAN STANLEY INST GOVT	61747C707	20,000,000	1.72	1.72	100.00	-	20,000,000
Sale	6/13/2018	7/1/2018	Money Market Funds	MORGAN STANLEY INST GOVT	61747C707	10,000,000	1.72	1.72	100.00	-	10,000,000
Sale	6/14/2018	7/1/2018	Money Market Funds	FIDELITY INST GOV FUND	31607A703	200,000,000	1.73	1.73	100.00	-	200,000,000
Sale	6/15/2018	7/1/2018	Money Market Funds	FIDELITY INST GOV FUND	31607A703	200,000,000	1.73	1.73	100.00	-	200,000,000
Sale	6/18/2018	7/1/2018	Money Market Funds	FIDELITY INST GOV FUND	31607A703	100,000,000	1.73	1.73	100.00	-	100,000,000
Sale	6/18/2018	7/1/2018	Money Market Funds	MORGAN STANLEY INST GOVT	61747C707	60,000,000	1.72	1.72	100.00	-	60,000,000
Sale	6/19/2018	7/1/2018	Money Market Funds	FIDELITY INST GOV FUND	31607A703	100,000,000	1.73	1.73	100.00	-	100,000,000
Sale	6/20/2018	7/1/2018	Money Market Funds	FIDELITY INST GOV FUND	31607A703	86,000,000	1.73	1.73	100.00	-	86,000,000
Subtotals						\$1,106,000,000	1.72	1.72	\$ 100.00	\$ -	\$1,106,000,000
Maturity	6/1/2018	6/1/2018	State/Local Agencies	LOUISIANA ST CITIZENS PR	546456CY8	\$ 4,500,000	6.13	1.30	100.00	\$ 137,813	4,637,813
Maturity	6/4/2018	6/4/2018	Negotiable CDs	TORONTO DOMINION BANK NY	89113W2C9	50,000,000	1.46	1.46	100.00	744,194	50,744,194
Maturity	6/5/2018	6/5/2018	Public Time Deposits	SAN FRANCISCO CREDIT UNI	PPA30X603	9,500,000	1.63	1.63	100.00	37,886	9,537,886
Maturity	6/8/2018	6/8/2018	Commercial Paper	BANK OF TOKYO-MIT UFJ NY	06538CF89	50,000,000	0.00	1.58	100.00	-	50,000,000
Maturity	6/8/2018	6/8/2018	Federal Agencies	FED HOME LN DISCOUNT NT	313385XV3	75,000,000	0.00	1.69	100.00	-	75,000,000
Maturity	6/8/2018	6/8/2018	Federal Agencies	FEDERAL FARM CREDIT BANK	3133EFT2	25,000,000	1.98	1.98	100.00	42,575	25,042,575
Maturity	6/8/2018	6/8/2018	Federal Agencies	FEDERAL FARM CREDIT BANK	3133EFT2	50,000,000	1.98	1.98	100.00	85,151	50,085,151

Investment Transactions

Pooled Fund

Transaction	Settle Date	Maturity	Type of Investment	Issuer Name	CUSIP	Par Value	Coupon	YTM	Price	Interest	Transaction
Maturity	6/11/2018	6/11/2018	Federal Agencies	FEDERAL FARM CREDIT BANK	3133EEW48	50,000,000	1.97	2.07	100.00	84,971	50,084,971
Maturity	6/12/2018	6/12/2018	Negotiable CDs	ROYAL BANK OF CANADA NY	78009NU46	50,000,000	2.20	2.20	100.00	281,290	50,281,290
Maturity	6/13/2018	6/13/2018	Commercial Paper	COLGATE-PALMOLIVE CO	19416FFD1	50,000,000	0.00	1.77	100.00	-	50,000,000
Maturity	6/14/2018	6/14/2018	Federal Agencies	FEDERAL FARM CREDIT BANK	3133EFSH1	25,000,000	1.17	1.25	100.00	146,250	25,146,250
Maturity	6/14/2018	6/14/2018	Commercial Paper	NATIXIS NY BRANCH	63873KFE2	30,000,000	0.00	1.69	100.00	-	30,000,000
Maturity	6/15/2018	6/15/2018	Commercial Paper	BANK OF TOKYO-MIT UFJ NY	06538CFF3	50,000,000	0.00	1.58	100.00	-	50,000,000
Maturity	6/15/2018	6/15/2018	Negotiable CDs	TORONTO DOMINION BANK NY	89113XBB9	50,000,000	1.50	1.50	100.00	643,750	50,643,750
Maturity	6/15/2018	6/15/2018	Negotiable CDs	TORONTO DOMINION BANK NY	89113XBV5	50,000,000	1.50	1.50	100.00	631,250	50,631,250
Maturity	6/15/2018	6/15/2018	U.S. Treasuries	US TREASURY	912828XF2	50,000,000	1.13	1.26	100.00	281,250	50,281,250
Maturity	6/19/2018	6/19/2018	Federal Agencies	FED HOME LN DISCOUNT NT	313385YG5	80,000,000	0.00	1.80	100.00	-	80,000,000
Maturity	6/19/2018	6/19/2018	Commercial Paper	NATIXIS NY BRANCH	63873KFK8	50,000,000	0.00	1.89	100.00	-	50,000,000
Maturity	6/20/2018	6/20/2018	Federal Agencies	FED HOME LN DISCOUNT NT	313385YH3	50,000,000	0.00	1.83	100.00	-	50,000,000
Maturity	6/20/2018	6/20/2018	Federal Agencies	FED HOME LN DISCOUNT NT	313385YH3	50,000,000	0.00	1.83	100.00	-	50,000,000
Maturity	6/20/2018	6/20/2018	Federal Agencies	FED HOME LN DISCOUNT NT	313385YH3	50,000,000	0.00	1.83	100.00	-	50,000,000
Maturity	6/20/2018	6/20/2018	Federal Agencies	FED HOME LN DISCOUNT NT	313385YH3	50,000,000	0.00	1.83	100.00	-	50,000,000
Maturity	6/20/2018	6/20/2018	Federal Agencies	FEDERAL FARM CREDIT BANK	3133EGGC3	25,000,000	2.07	2.07	100.00	44,514	25,044,514
Maturity	6/20/2018	6/20/2018	Commercial Paper	NATIXIS NY BRANCH	63873KFL6	15,000,000	0.00	1.89	100.00	-	15,000,000
Maturity	6/21/2018	6/21/2018	Commercial Paper	COLGATE-PALMOLIVE CO	19416FFM1	15,000,000	0.00	1.83	100.00	-	15,000,000
Maturity	6/21/2018	6/21/2018	Federal Agencies	FED HOME LN DISCOUNT NT	313385YJ9	50,000,000	0.00	1.87	100.00	-	50,000,000
Maturity	6/21/2018	6/21/2018	Federal Agencies	FED HOME LN DISCOUNT NT	313385YJ9	50,000,000	0.00	1.87	100.00	-	50,000,000
Maturity	6/21/2018	6/21/2018	Federal Agencies	FED HOME LN DISCOUNT NT	313385YJ9	50,000,000	0.00	1.87	100.00	-	50,000,000
Maturity	6/21/2018	6/21/2018	Federal Agencies	FED HOME LN DISCOUNT NT	313385YJ9	50,000,000	0.00	1.87	100.00	-	50,000,000
Maturity	6/21/2018	6/21/2018	Federal Agencies	FED HOME LN DISCOUNT NT	313385YJ9	50,000,000	0.00	1.87	100.00	-	50,000,000
Maturity	6/22/2018	6/22/2018	Federal Agencies	FED HOME LN DISCOUNT NT	313385YK6	50,000,000	0.00	1.85	100.00	-	50,000,000
Maturity	6/22/2018	6/22/2018	Federal Agencies	FED HOME LN DISCOUNT NT	313385YK6	50,000,000	0.00	1.85	100.00	-	50,000,000
Maturity	6/22/2018	6/22/2018	Federal Agencies	FED HOME LN DISCOUNT NT	313385YK6	50,000,000	0.00	1.85	100.00	-	50,000,000
Maturity	6/22/2018	6/22/2018	Federal Agencies	FED HOME LN DISCOUNT NT	313385YK6	50,000,000	0.00	1.85	100.00	-	50,000,000
Maturity	6/25/2018	6/25/2018	Federal Agencies	FED HOME LN DISCOUNT NT	313385YK6	75,000,000	0.00	1.85	100.00	-	75,000,000
Maturity	6/25/2018	6/25/2018	Federal Agencies	FED HOME LN DISCOUNT NT	313385YK6	10,000,000	0.00	1.85	100.00	-	10,000,000
Maturity	6/25/2018	6/25/2018	Federal Agencies	FED HOME LN DISCOUNT NT	313385YK6	27,000,000	0.00	1.85	100.00	-	27,000,000
Maturity	6/25/2018	6/25/2018	Federal Agencies	FED HOME LN DISCOUNT NT	313385YK6	50,000,000	0.00	1.85	100.00	-	50,000,000
Maturity	6/25/2018	6/25/2018	Federal Agencies	FED HOME LN DISCOUNT NT	313385YK6	50,000,000	0.00	1.85	100.00	-	50,000,000
Maturity	6/25/2018	6/25/2018	Federal Agencies	FED HOME LN DISCOUNT NT	313385YK6	50,000,000	0.00	1.85	100.00	-	50,000,000
Maturity	6/25/2018	6/25/2018	Federal Agencies	FED HOME LN DISCOUNT NT	313385YK6	50,000,000	0.00	1.85	100.00	-	50,000,000
Maturity	6/25/2018	6/25/2018	Federal Agencies	FED HOME LN DISCOUNT NT	313385YK6	50,000,000	0.00	1.85	100.00	-	50,000,000
Maturity	6/25/2018	6/25/2018	Federal Agencies	FED HOME LN DISCOUNT NT	313385YK6	50,000,000	0.00	1.85	100.00	-	50,000,000
Maturity	6/25/2018	6/25/2018	Federal Agencies	FED HOME LN DISCOUNT NT	313385YK6	50,000,000	0.00	1.85	100.00	-	50,000,000
Maturity	6/25/2018	6/25/2018	Commercial Paper	3M COMPANY	88580DFR0	25,000,000	0.00	1.86	100.00	-	25,000,000
Maturity	6/25/2018	6/25/2018	Public Time Deposits	BRIDGE BANK	PPQD16IX7	10,000,000	1.73	1.73	100.00	42,658	10,042,658
Maturity	6/26/2018	6/26/2018	Federal Agencies	FED HOME LN DISCOUNT NT	313385YP5	50,000,000	0.00	1.83	100.00	-	50,000,000
Maturity	6/26/2018	6/26/2018	Federal Agencies	FED HOME LN DISCOUNT NT	313385YP5	50,000,000	0.00	1.83	100.00	-	50,000,000
Maturity	6/26/2018	6/26/2018	Federal Agencies	FED HOME LN DISCOUNT NT	313385YP5	50,000,000	0.00	1.83	100.00	-	50,000,000
Maturity	6/26/2018	6/26/2018	Federal Agencies	FED HOME LN DISCOUNT NT	313385YP5	50,000,000	0.00	1.83	100.00	-	50,000,000
Maturity	6/26/2018	6/26/2018	Commercial Paper	NATIXIS NY BRANCH	63873KFS1	15,000,000	0.00	1.89	100.00	-	15,000,000
Maturity	6/27/2018	6/27/2018	Federal Agencies	FED HOME LN DISCOUNT NT	313385YQ3	12,100,000	0.00	1.75	100.00	-	12,100,000
Maturity	6/27/2018	6/27/2018	Federal Agencies	FED HOME LN DISCOUNT NT	313385YQ3	25,000,000	0.00	1.75	100.00	-	25,000,000
Maturity	6/27/2018	6/27/2018	Federal Agencies	FED HOME LN DISCOUNT NT	313385YQ3	35,000,000	0.00	1.83	100.00	-	35,000,000
Maturity	6/27/2018	6/27/2018	Federal Agencies	FED HOME LN DISCOUNT NT	313385YQ3	50,000,000	0.00	1.83	100.00	-	50,000,000
Maturity	6/27/2018	6/27/2018	Federal Agencies	FED HOME LN DISCOUNT NT	313385YQ3	100,000,000	0.00	1.83	100.00	-	100,000,000
Maturity	6/27/2018	6/27/2018	Commercial Paper	NATIXIS NY BRANCH	63873KFT9	15,000,000	0.00	1.89	100.00	-	15,000,000
Maturity	6/28/2018	6/28/2018	Federal Agencies	FED HOME LN DISCOUNT NT	313385YR1	100,000,000	0.00	1.80	100.00	-	100,000,000
Maturity	6/29/2018	6/29/2018	Federal Agencies	FREDDIE MAC	3134G9UY1	25,000,000	1.00	1.00	100.00	125,000	25,125,000
Maturity	6/29/2018	6/29/2018	Federal Agencies	FREDDIE MAC	3134G9UY1	25,000,000	1.00	1.00	100.00	125,000	25,125,000
Subtotals						\$2,529,100,000	0.33	1.78	\$	3,453,551	\$2,532,553,551

Investment Transactions

Pooled Fund

Transaction	Settle Date	Maturity	Type of Investment	Issuer Name	CUSIP	Par Value	Coupon	YTM	Price	Interest	Transaction
Interest	6/1/2018	10/1/2018	Negotiable CDs	BANK OF MONTREAL CHICAGO	06371EQJ9	\$ 50,000,000	2.13	2.13	0.00	0.00	91,580
Interest	6/1/2018	3/1/2019	Supranationals	INTERNATIONAL FINANCE CO	45950VLM6	50,000,000	1.91	1.90	0.00	0.00	82,000
Interest	6/1/2018	4/1/2019	Negotiable CDs	ROYAL BANK OF CANADA NY	78012UCE3	50,000,000	2.39	2.39	0.00	0.00	102,774
Interest	6/1/2018	5/1/2019	Negotiable CDs	ROYAL BANK OF CANADA NY	78012UDL6	35,000,000	2.28	2.28	0.00	0.00	66,480
Interest	6/1/2018	7/1/2020	Federal Agencies	FREDDIE MAC	3134GB5M0	50,000,000	1.96	1.96	0.00	0.00	490,000
Interest	6/2/2018	1/2/2019	Federal Agencies	FEDERAL FARM CREDIT BANK	3133EGDM4	25,000,000	2.07	2.07	0.00	0.00	44,548
Interest	6/2/2018	12/2/2019	Federal Agencies	FEDERAL FARM CREDIT BANK	3133EGN43	50,000,000	2.07	2.07	0.00	0.00	89,096
Interest	6/2/2018	11/2/2020	Federal Agencies	FARMER MAC	3132X0KR1	25,000,000	2.11	2.11	0.00	0.00	45,409
Interest	6/2/2018	6/2/2022	Federal Agencies	FEDERAL FARM CREDIT BANK	3133EHL7	50,000,000	1.88	1.85	0.00	0.00	468,750
Interest	6/2/2018	6/2/2022	Federal Agencies	FEDERAL FARM CREDIT BANK	3133EHL7	50,000,000	1.88	1.88	0.00	0.00	468,750
Interest	6/3/2018	1/3/2019	Federal Agencies	FEDERAL FARM CREDIT BANK	3133EG2V6	25,000,000	1.96	1.96	0.00	0.00	42,168
Interest	6/3/2018	1/3/2020	Federal Agencies	FARMER MAC	3132X0PG0	50,000,000	1.98	1.98	0.00	0.00	85,196
Interest	6/4/2018	7/2/2018	Negotiable CDs	BANK OF MONTREAL CHICAGO	06371EDT1	50,000,000	2.11	2.11	0.00	0.00	96,677
Interest	6/4/2018	7/2/2018	Negotiable CDs	BANK OF MONTREAL CHICAGO	06371EQ77	50,000,000	2.10	2.10	0.00	0.00	96,219
Interest	6/4/2018	7/2/2018	Negotiable CDs	WESTPAC BANKING CORP NY	96121T3R7	50,000,000	2.06	2.06	0.00	0.00	94,386
Interest	6/4/2018	4/3/2019	Negotiable CDs	BANK OF NOVA SCOTIA HOUS	06417GR42	50,000,000	2.38	2.38	0.00	0.00	105,722
Interest	6/5/2018	3/5/2019	Negotiable CDs	WESTPAC BANKING CORP NY	96121T7B8	50,000,000	2.25	2.25	0.00	0.00	87,605
Interest	6/6/2018	12/6/2018	Negotiable CDs	TORONTO DOMINION BANK NY	89113XQJ6	25,000,000	2.15	2.15	0.00	0.00	43,353
Interest	6/6/2018	12/6/2018	Negotiable CDs	TORONTO DOMINION BANK NY	89113XQJ6	50,000,000	2.15	2.15	0.00	0.00	86,706
Interest	6/7/2018	12/7/2018	Negotiable CDs	BANK OF NOVA SCOTIA HOUS	06417GC48	50,000,000	2.15	2.15	0.00	0.00	89,696
Interest	6/7/2018	12/7/2018	Negotiable CDs	ROYAL BANK OF CANADA NY	78009N5B8	50,000,000	2.15	2.15	0.00	0.00	89,696
Interest	6/7/2018	12/7/2018	Negotiable CDs	WESTPAC BANKING CORP NY	96121T5B0	50,000,000	2.12	2.12	0.00	0.00	88,446
Interest	6/8/2018	3/8/2019	Negotiable CDs	BANK OF MONTREAL CHICAGO	06427KSW8	27,838,000	2.33	2.33	0.00	0.00	165,566
Interest	6/8/2018	12/8/2021	Federal Agencies	FEDERAL FARM CREDIT BANK	3133EGS97	25,000,000	2.19	2.19	0.00	0.00	47,204
Interest	6/8/2018	12/8/2021	Federal Agencies	FEDERAL FARM CREDIT BANK	3133EGS97	25,000,000	2.19	2.19	0.00	0.00	47,204
Interest	6/9/2018	8/9/2019	Federal Agencies	FEDERAL FARM CREDIT BANK	3133EGED3	25,000,000	2.11	2.11	0.00	0.00	45,482
Interest	6/9/2018	8/9/2019	Federal Agencies	FEDERAL FARM CREDIT BANK	3133EGED3	25,000,000	2.11	2.11	0.00	0.00	45,482
Interest	6/11/2018	11/9/2018	Negotiable CDs	BANK OF NOVA SCOTIA HOUS	06417GZT8	50,000,000	2.13	2.13	0.00	0.00	97,520
Interest	6/11/2018	11/9/2018	Negotiable CDs	TORONTO DOMINION BANK NY	89113XLP7	50,000,000	2.12	2.12	0.00	0.00	97,061
Interest	6/11/2018	12/11/2020	Federal Agencies	FEDERAL HOME LOAN BANK	3130A3UQ5	10,000,000	1.88	2.02	0.00	0.00	93,750
Interest	6/12/2018	6/12/2019	Federal Agencies	FEDERAL FARM CREDIT BANK	3133EHMR1	50,000,000	1.38	1.38	0.00	0.00	343,750
Interest	6/13/2018	12/13/2019	Federal Agencies	FEDERAL HOME LOAN BANK	3130A0JR2	11,360,000	2.38	1.90	0.00	0.00	134,900
Interest	6/13/2018	12/13/2019	Federal Agencies	FEDERAL HOME LOAN BANK	3130A0JR2	20,000,000	2.38	1.90	0.00	0.00	237,500
Interest	6/13/2018	12/13/2019	Federal Agencies	FEDERAL HOME LOAN BANK	3130A0JR2	40,000,000	2.38	1.90	0.00	0.00	475,000
Interest	6/14/2018	12/14/2018	Federal Agencies	FEDERAL HOME LOAN BANK	313376BR5	2,770,000	1.75	1.57	0.00	0.00	24,238
Interest	6/14/2018	12/14/2018	Federal Agencies	FEDERAL HOME LOAN BANK	313376BR5	15,000,000	1.75	1.31	0.00	0.00	131,250
Interest	6/14/2018	12/14/2018	Federal Agencies	FEDERAL HOME LOAN BANK	313376BR5	25,000,000	1.75	1.33	0.00	0.00	218,750
Interest	6/14/2018	12/14/2018	Federal Agencies	FANNIE MAE	3135G0G72	3,775,000	1.13	1.57	0.00	0.00	21,234
Interest	6/14/2018	6/14/2019	Federal Agencies	FEDERAL HOME LOAN BANK	313379EE5	25,000,000	1.63	1.41	0.00	0.00	203,125
Interest	6/14/2018	6/14/2019	Federal Agencies	FEDERAL HOME LOAN BANK	313379EE5	25,000,000	1.63	1.38	0.00	0.00	203,125
Interest	6/14/2018	6/14/2019	Federal Agencies	FEDERAL HOME LOAN BANK	313379EE5	35,750,000	1.63	1.43	0.00	0.00	290,469
Interest	6/14/2018	6/14/2019	Federal Agencies	FREDDIE MAC	3134G9QW0	50,000,000	1.28	1.28	0.00	0.00	320,000
Interest	6/15/2018	10/15/2018	Negotiable CDs	WESTPAC BANKING CORP NY	96121T54	50,000,000	2.11	2.11	0.00	0.00	90,792
Interest	6/15/2018	6/15/2020	Federal Agencies	FEDERAL FARM CREDIT BANK	3133EHNK5	25,000,000	1.54	1.54	0.00	0.00	192,500
Interest	6/15/2018	6/15/2020	Federal Agencies	FEDERAL FARM CREDIT BANK	3133EHNK5	26,900,000	1.54	1.55	0.00	0.00	207,130
Interest	6/15/2018	6/15/2020	U.S. Treasuries	US TREASURY	912828XU9	50,000,000	1.50	1.51	0.00	0.00	375,000
Interest	6/15/2018	12/15/2020	Federal Agencies	FARMER MAC	3132X0ZY0	12,750,000	2.05	2.07	0.00	0.00	130,688
Interest	6/15/2018	6/15/2021	Federal Agencies	FEDERAL HOME LOAN BANK	3130ACV50	50,000,000	2.13	2.13	0.00	0.00	576,875
Interest	6/15/2018	6/15/2021	Federal Agencies	FEDERAL HOME LOAN BANK	3130ACV50	50,000,000	2.13	2.13	0.00	0.00	576,875
Interest	6/15/2018	12/15/2021	Federal Agencies	FEDERAL HOME LOAN BANK	3130ACB60	50,000,000	2.00	2.00	0.00	0.00	500,000
Interest	6/17/2018	10/17/2018	Federal Agencies	FEDERAL FARM CREDIT BANK	3133EGFK6	25,000,000	2.07	2.07	0.00	0.00	44,536
Interest	6/17/2018	10/17/2018	Federal Agencies	FEDERAL FARM CREDIT BANK	3133EGFK6	25,000,000	2.07	2.07	0.00	0.00	44,536
Interest	6/19/2018	7/19/2018	Federal Agencies	FEDERAL FARM CREDIT BANK	3133EGBQ7	25,000,000	2.08	2.08	0.00	0.00	44,729

Investment Transactions

Pooled Fund

Transaction	Settle Date	Maturity	Type of Investment	Issuer Name	CUSIP	Par Value	Coupon	YTM	Price	Interest	Transaction
Interest	6/19/2018	7/19/2018	Federal Agencies	FEDERAL FARM CREDIT BANK	3133EGBQ7	25,000,000	2.08	2.08	0.00	0.00	44,729
Interest	6/19/2018	12/19/2018	Negotiable CDs	ROYAL BANK OF CANADA NY	78009N5M4	50,000,000	2.19	2.19	0.00	0.00	88,118
Interest	6/19/2018	3/19/2019	Federal Agencies	FARMER MAC	3132X0ED9	40,000,000	2.25	2.25	0.00	0.00	229,744
Interest	6/20/2018	8/20/2019	Federal Agencies	FEDERAL FARM CREDIT BANK	3133EGX67	50,000,000	2.07	2.07	0.00	0.00	89,028
Interest	6/21/2018	12/21/2018	Negotiable CDs	WESTPAC BANKING CORP NY	96121T5K0	50,000,000	2.18	2.18	0.00	0.00	93,764
Interest	6/21/2018	12/21/2020	Federal Agencies	FEDERAL FARM CREDIT BANK	3133EGX75	50,000,000	2.14	2.14	0.00	0.00	92,042
Interest	6/22/2018	6/22/2020	Federal Agencies	FREDDIE MAC	3134GBST0	14,675,000	1.65	1.65	0.00	0.00	121,069
Interest	6/23/2018	9/23/2019	Federal Agencies	FREDDIE MAC	3134GAHR8	25,000,000	1.50	1.50	0.00	0.00	93,750
Interest	6/24/2018	12/24/2020	Federal Agencies	FEDERAL FARM CREDIT BANK	3133EFTX5	100,000,000	2.30	2.30	0.00	0.00	197,688
Interest	6/25/2018	7/24/2018	Negotiable CDs	ROYAL BANK OF CANADA NY	78009NX50	50,000,000	2.17	2.17	0.00	0.00	96,239
Interest	6/25/2018	10/25/2018	Negotiable CDs	BANK OF MONTREAL CHICAGO	06371ERP4	45,000,000	2.17	2.17	0.00	0.00	84,075
Interest	6/25/2018	10/25/2018	Negotiable CDs	BANK OF NOVA SCOTIA HOUS	06417GZR2	50,000,000	2.16	2.16	0.00	0.00	92,987
Interest	6/25/2018	10/25/2018	Negotiable CDs	TORONTO DOMINION BANK NY	89113XJ4	50,000,000	2.16	2.16	0.00	0.00	92,987
Interest	6/25/2018	1/23/2019	Negotiable CDs	BANK OF MONTREAL CHICAGO	06371EL21	25,000,000	2.21	2.21	0.00	0.00	50,674
Interest	6/25/2018	2/25/2019	Federal Agencies	FEDERAL FARM CREDIT BANK	3133EGBU8	50,000,000	2.14	2.13	0.00	0.00	91,910
Interest	6/25/2018	1/25/2021	Federal Agencies	FEDERAL FARM CREDIT BANK	3133EG4T9	20,000,000	2.12	2.12	0.00	0.00	36,506
Interest	6/25/2018	1/25/2021	Federal Agencies	FEDERAL FARM CREDIT BANK	3133EG4T9	20,000,000	2.12	2.12	0.00	0.00	36,506
Interest	6/26/2018	7/26/2018	Negotiable CDs	WESTPAC BANKING CORP NY	96121T3W6	50,000,000	2.12	2.12	0.00	0.00	82,377
Interest	6/27/2018	11/27/2018	Negotiable CDs	ROYAL BANK OF CANADA NY	78012UAW5	25,000,000	2.27	2.27	0.00	0.00	45,680
Interest	6/28/2018	12/28/2018	Negotiable CDs	NORINCHUKIN BANK (NY)	65602UP85	50,000,000	2.37	2.37	0.00	0.00	98,678
Interest	6/29/2018	6/29/2020	Federal Agencies	WESTPAC BANKING CORP NY	96121T5M6	50,000,000	2.33	2.33	0.00	0.00	91,595
Interest	6/29/2018	6/29/2021	Federal Agencies	FREDDIE MAC	3134GBTX0	50,000,000	1.75	1.76	0.00	0.00	437,500
Interest	6/30/2018	7/1/2018	Money Market Funds	FREDDIE MAC	3134GBJ60	50,000,000	1.90	1.90	0.00	0.00	475,000
Interest	6/30/2018	7/1/2018	Money Market Funds	FIDELITY INST GOV FUND	31607A703	175,893,517	1.73	1.73	0.00	0.00	593,725
Interest	6/30/2018	7/1/2018	Money Market Funds	MORGAN STANLEY INST GOVT	61747C707	121,065,081	1.72	1.72	0.00	0.00	117,822
Interest	6/30/2018	12/31/2019	U.S. Treasuries	US TREASURY	9128283N8	50,000,000	1.88	2.01	0.00	0.00	468,750
Interest	6/30/2018	6/30/2020	Federal Agencies	FANNIE MAE	3136G3TG0	15,000,000	1.15	1.15	0.00	0.00	86,250
Interest	6/30/2018	6/30/2021	Federal Agencies	FREDDIE MAC	3134G9H26	1,219,000	1.50	1.92	0.00	0.00	9,143
Interest	6/30/2018	6/30/2021	Federal Agencies	FREDDIE MAC	3134G9H26	3,917,000	1.50	1.86	0.00	0.00	29,378
Interest	6/30/2018	6/30/2021	U.S. Treasuries	US TREASURY	912828S27	25,000,000	1.13	1.64	0.00	0.00	140,625
Interest	6/30/2018	6/30/2022	U.S. Treasuries	US TREASURY	912828XW5	25,000,000	1.75	1.77	0.00	0.00	218,750
Subtotals						\$3,322,912,598	2.01	1.99	\$	\$	13,508,582

Grand Totals
79 Purchases
(15) Sales
(58) Maturities / Calls
6 Change in number of positions

SAN FRANCISCO COUNTY TRANSPORTATION AUTHORITY

Sales Tax Revenue Bond

Attachment 2

Debt Expenditure Report

As of June 30, 2018

Bond Proceed Uses	Bond Proceeds	Spent Bond Proceeds	Remaining Balance
Capital Project Fund	\$ 204,003,258	\$ 88,073,222	\$ 115,930,036
Revolver Refinancing	\$ 46,000,981	\$ 46,000,981	\$ -
Total	\$ 250,004,239	\$ 134,074,203	\$ 115,930,036
Interest Earned			\$ 1,315,413

Sponsor	Bond-Eligible Reimbursement Requests Paid	Previous	Current	Cumulative Total
SFMTA	Motor Coach Procurement ¹	\$ 11,717,890	\$ 11,979,819	\$ 23,697,709
SFMTA	Radio Communications System & CAD Replacement ¹	18,616,664	5,849,865	24,466,529
SFMTA	Trolley Coach Procurement ¹	2,237,129	9,808,819	12,045,948
TJPA	Transbay Transit Center	6,197,433	137,130	6,334,563
SFMTA	Guideway Improvements (e.g. MME, Green Light Rail Facility, OCS)	1,365,718	2,288,404	3,654,122
SFMTA	Signals - New and Upgraded	2,902,974	333,389	3,236,363
SFMTA	Central Control and Communications (C3) Program 1	866,805	1,858,610	2,725,415
PCJPB	Caltrain Early Investment Program - Electrification	2,475,172	38,776	2,513,948
PCJPB	Caltrain Early Investment Program - CBOSS	1,393,683	226,329	1,620,012
SFMTA	Escalators	984,631	631,582	1,616,213
SFMTA	1570 Burke Avenue Maintenance Facility	1,109,337	461,114	1,570,451
SFMTA	Light Rail Vehicle Procurement ¹	1,329,105	-	1,329,105
SFMTA	Geary Bus Rapid Transit	682,767	352,461	1,035,228
SFMTA	Muni Forward	917,165	-	917,165
SFMTA	Fall Protection Systems	-	597,849	597,849
SFMTA	Balboa Park Station Area and Plaza Improvements	205,968	374,840	580,808
SFMTA	Traffic Calming Implementation (Prior Area-wide Plans)	131,795	-	131,795
Total		\$ 53,134,236	\$ 34,938,987	\$ 88,073,223
Percentage of Capital Project Fund Spent on Bond Proceed		26.05%	17.13%	43.17%
1 Major Cash Flow Drivers				