



Memorandum

Date: 09.01.16 **RE:** Citizens Advisory Committee
September 7, 2016

To: Citizens Advisory Committee

From: Cynthia Fong – Deputy Director for Finance and Administration *CF*

Subject: **INFORMATION** – Investment Report for the Quarter Ended June 30, 2016

Summary

The Transportation Authority's Investment Policy directs that a review of portfolio compliance be presented quarterly. As year-end closing is just wrapping up, the investment report for the quarter ended June 30, 2016 is presented independently. Following the annual audit, the Basic Financial Statements will be presented to the Citizens Advisory Committee along with the results of the fiscal audit, single audit, and management review.

BACKGROUND

The Transportation Authority's Investment Policy (Resolution 16-56) directs a submittal of portfolio compliance with the Investment Policy at the end of the quarter. Usually, this is presented in conjunction with, and in the context of, a quarterly Internal Accounting Report. However, since fiscal year-end project accruals are still being submitted, the Internal Accounting Report is not available at this time.

DISCUSSION

The investment policies and practices of the Transportation Authority are subject to and limited by applicable provisions of state law, and to prudent money management principles. All investable funds are invested in accordance with the Transportation Authority's Investment Policy and applicable provisions of Chapter 4 of Part I of Division 2 of Title 5 of the California Government Code (Section 53600 et seq). Any investment of bond proceeds will be further restricted by the provisions of relevant bond documents.

In managing its investment program, the Transportation Authority observes the "Prudent Investor" standard as stated in Government Code Section 53600.3, applied in the context of managing an overall portfolio. Investments are to be made with care, skill, prudence and diligence, taking into account the prevailing circumstances, including, but not limited to general economic conditions, the anticipated needs of the Transportation Authority and other relevant factors that a prudent person acting in a fiduciary capacity and familiar with those matters would use in the stewardship of funds of a like character and purpose.

The primary objectives, in priority order, for the Transportation Authority's investment activities are:

- 1) **Safety.** Safety of the principal is the foremost objective of the investment program. Investments of the Transportation Authority will be undertaken in a manner that seeks to ensure preservation of the principal of the funds under its control.

- 2) **Liquidity.** The Transportation Authority's investment portfolio will remain sufficiently liquid to enable the Transportation Authority to meet its reasonably anticipated cash flow requirements.
- 3) **Return on Investment.** The Transportation Authority's investment portfolio will be managed with the objective of attaining a market rate of return throughout budgetary and economic cycles commensurate with the Transportation Authority's investment risk parameters and the cash flow characteristics of the portfolio.

Permitted investment instruments are specifically listed in the Transportation Authority's Investment Policy, and include the San Francisco City and County Treasury Pool. As of June 30, 2016, the Transportation Authority's bank accounts total to \$36.5 million and approximately 61% of this amount was invested in the City and County of San Francisco Treasury Pool. The remaining funds are held in bank accounts for daily operations. These investments are in compliance with the Transportation Authority's Board-adopted Investment Policy and provide sufficient liquidity to meet expenditure requirements for the next six months. Attachment 1 is the investment report furnished by the Office of the Treasurer and Tax Collector for the period ending on June 30, 2016.

ALTERNATIVES

None. This is an information item.

FINANCIAL IMPACTS

None. This is an information item.

RECOMMENDATION

None. This is an information item.

Attachment:

1. City and County of San Francisco Investment Report for the Month of June 2016

**Office of the Treasurer & Tax Collector
City and County of San Francisco**



José Cisneros, Treasurer

Pauline Marx, Chief Assistant Treasurer
Michelle Durgy, Chief Investment Officer

Investment Report for the month of June 2016

July 15, 2016

**The Honorable Edwin M. Lee
Mayor of San Francisco
City Hall, Room 200
1 Dr. Carlton B. Goodlett Place
San Francisco, CA 94102-4638**

**The Honorable Board of Supervisors
City and County of San Francisco
City Hall, Room 244
1 Dr. Carlton B. Goodlett Place
San Francisco, CA 94102-4638**

Ladies and Gentlemen,

In accordance with the provisions of California State Government Code, Section 53646, we forward this report detailing the City's pooled fund portfolio as of June 30, 2016. These investments provide sufficient liquidity to meet expenditure requirements for the next six months and are in compliance with our statement of investment policy and California Code.

This correspondence and its attachments show the investment activity for the month of June 2016 for the portfolios under the Treasurer's management. All pricing and valuation data is obtained from Interactive Data Corporation.

CCSF Pooled Fund Investment Earnings Statistics *

<i>(in \$ million)</i>	Current Month		Prior Month	
	<u>Fiscal YTD</u>	<u>June 2016</u>	<u>Fiscal YTD</u>	<u>May 2016</u>
Average Daily Balance	\$ 7,114	\$ 7,974	\$ 7,037	\$ 8,059
Net Earnings	47.83	4.91	42.92	4.92
Earned Income Yield	0.67%	0.75%	0.66%	0.72%

CCSF Pooled Fund Statistics *

<i>(in \$ million)</i>	% of Portfolio	Book Value	Market Value	Wtd. Avg. Coupon	Wtd. Avg. YTM	WAM
Investment Type						
U.S. Treasuries	6.45%	\$ 498.2	\$ 501.1	0.86%	0.99%	306
Federal Agencies	51.57%	4,009.4	4,007.8	0.78%	0.72%	563
State & Local Government						
Agency Obligations	2.49%	193.3	193.6	1.26%	1.02%	426
Public Time Deposits	0.02%	1.4	1.4	0.86%	0.86%	252
Negotiable CDs	15.97%	1,240.1	1,241.1	0.90%	0.90%	193
Commercial Paper	5.78%	448.0	449.1	0.00%	0.84%	91
Medium Term Notes	8.64%	674.0	671.2	1.44%	0.52%	143
Money Market Funds	7.15%	555.5	555.5	0.28%	0.28%	1
Supranationals	1.93%	149.8	150.1	0.05%	0.47%	145
Totals	100.0%	\$ 7,769.7	\$ 7,770.8	0.78%	0.73%	372

In the remainder of this report, we provide additional information and analytics at the security-level and portfolio-level, as recommended by the California Debt and Investment Advisory Commission.

Very truly yours,

**José Cisneros
Treasurer**

cc: Treasury Oversight Committee: Aimee Brown, Ron Gerhard, Reeta Madhavan, Charles Perl
Ben Rosenfield, Controller, Office of the Controller
Tonia Lediju, Internal Audit, Office of the Controller
Cynthia Fong, Deputy Director for Finance & Administration, San Francisco County Transportation Authority
Carol Lu, Budget Analyst
San Francisco Public Library

* Please see last page of this report for non-pooled funds holdings and statistics.

Portfolio Summary

Pooled Fund

As of June 30, 2016

<i>(in \$ million)</i>							
Security Type	Par Value	Book Value	Market Value	Market/Book Price	Current % Allocation	Max. Policy Allocation	Compliant?
U.S. Treasuries	\$ 500.0	\$ 498.2	\$ 501.1	100.59	6.45%	100%	Yes
Federal Agencies	4,003.4	4,009.4	4,007.8	99.96	51.57%	100%	Yes
State & Local Government							
Agency Obligations	191.2	193.3	193.6	100.13	2.49%	20%	Yes
Public Time Deposits	1.4	1.4	1.4	100.00	0.02%	100%	Yes
Negotiable CDs	1,240.0	1,240.1	1,241.1	100.08	15.97%	30%	Yes
Bankers Acceptances	-	-	-	-	0.00%	40%	Yes
Commercial Paper	450.0	448.0	449.1	100.24	5.78%	25%	Yes
Medium Term Notes	670.7	674.0	671.2	99.58	8.64%	25%	Yes
Repurchase Agreements	-	-	-	-	0.00%	10%	Yes
Reverse Repurchase/ Securities Lending Agreements	-	-	-	-	0.00%	\$75mm	Yes
Money Market Funds - Government	555.5	555.5	555.5	100.00	7.15%	10%	Yes
Money Market Funds - Prime	-	-	-	-	0.00%	5%	Yes
LAIF	-	-	-	-	0.00%	\$50mm	Yes
Supranationals	150.0	149.8	150.1	100.17	1.93%	5%	Yes
TOTAL	\$ 7,762.2	\$ 7,769.7	\$ 7,770.8	100.01	100.00%	-	Yes

The City and County of San Francisco uses the following methodology to determine compliance: Compliance is pre-trade and calculated on both a par and market value basis, using the result with the lowest percentage of the overall portfolio value. Cash balances are included in the City's compliance calculations.

Please note the information in this report does not include cash balances. Due to fluctuations in the market value of the securities held in the Pooled Fund and changes in the City's cash position, the allocation limits may be exceeded on a post-trade compliance basis. In these instances, no compliance violation has occurred, as the policy limits were not exceeded prior to trade execution.

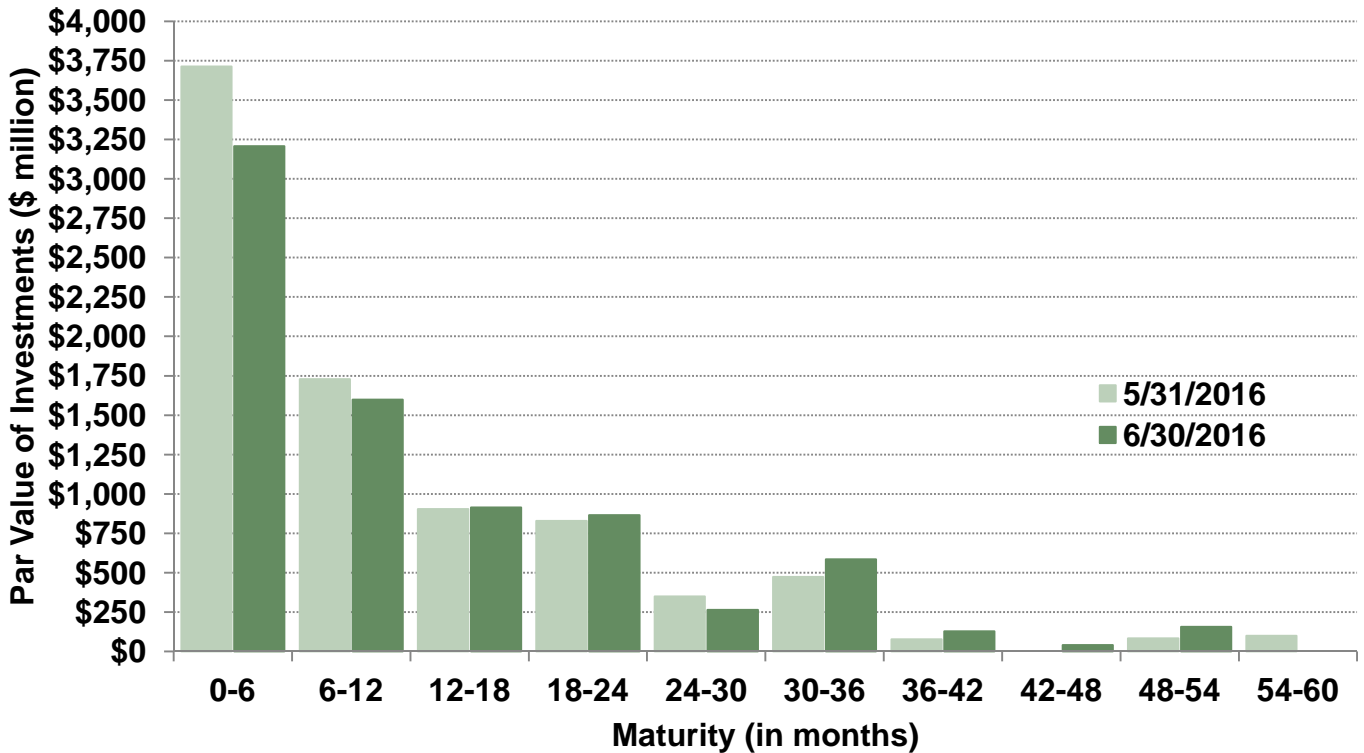
The full Investment Policy can be found at <http://www.sftreasurer.org/>, in the Reports & Plans section of the About menu.

Totals may not add due to rounding.

Portfolio Analysis

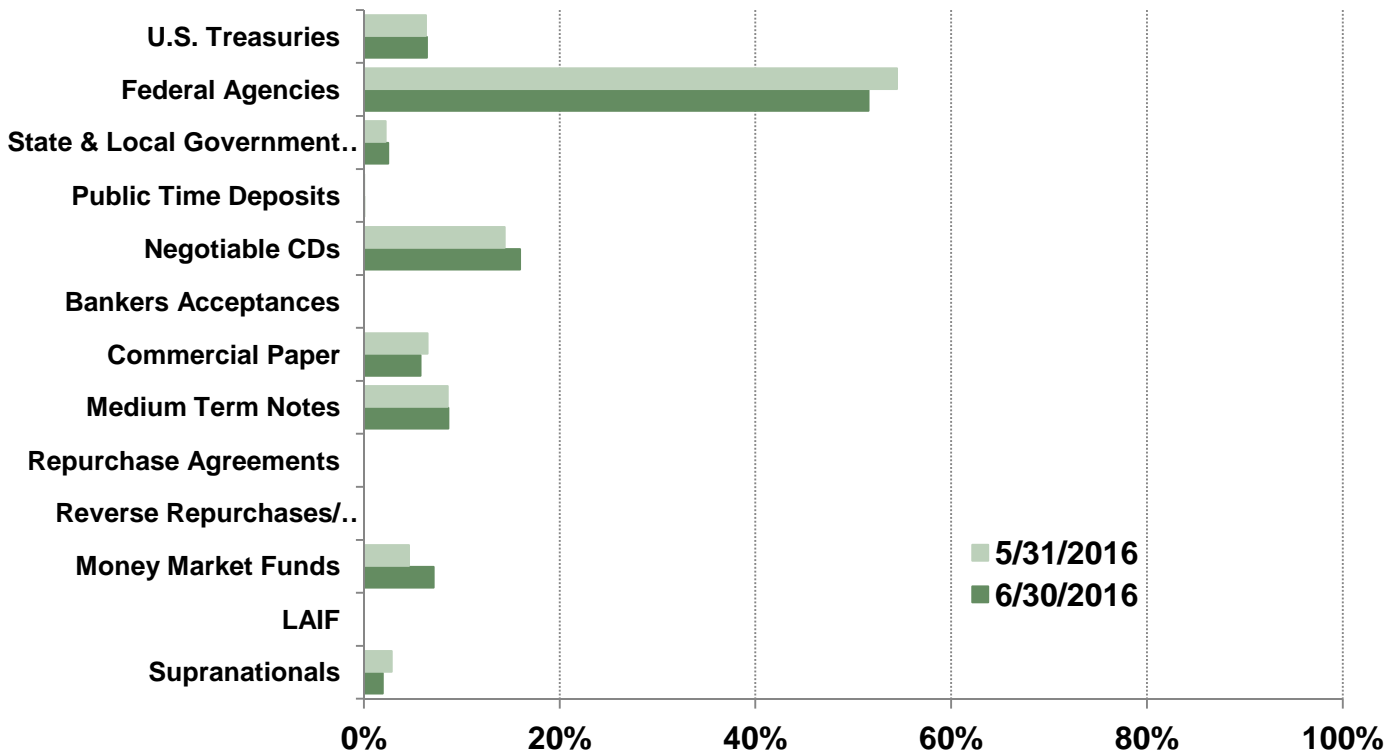
Pooled Fund

Par Value of Investments by Maturity

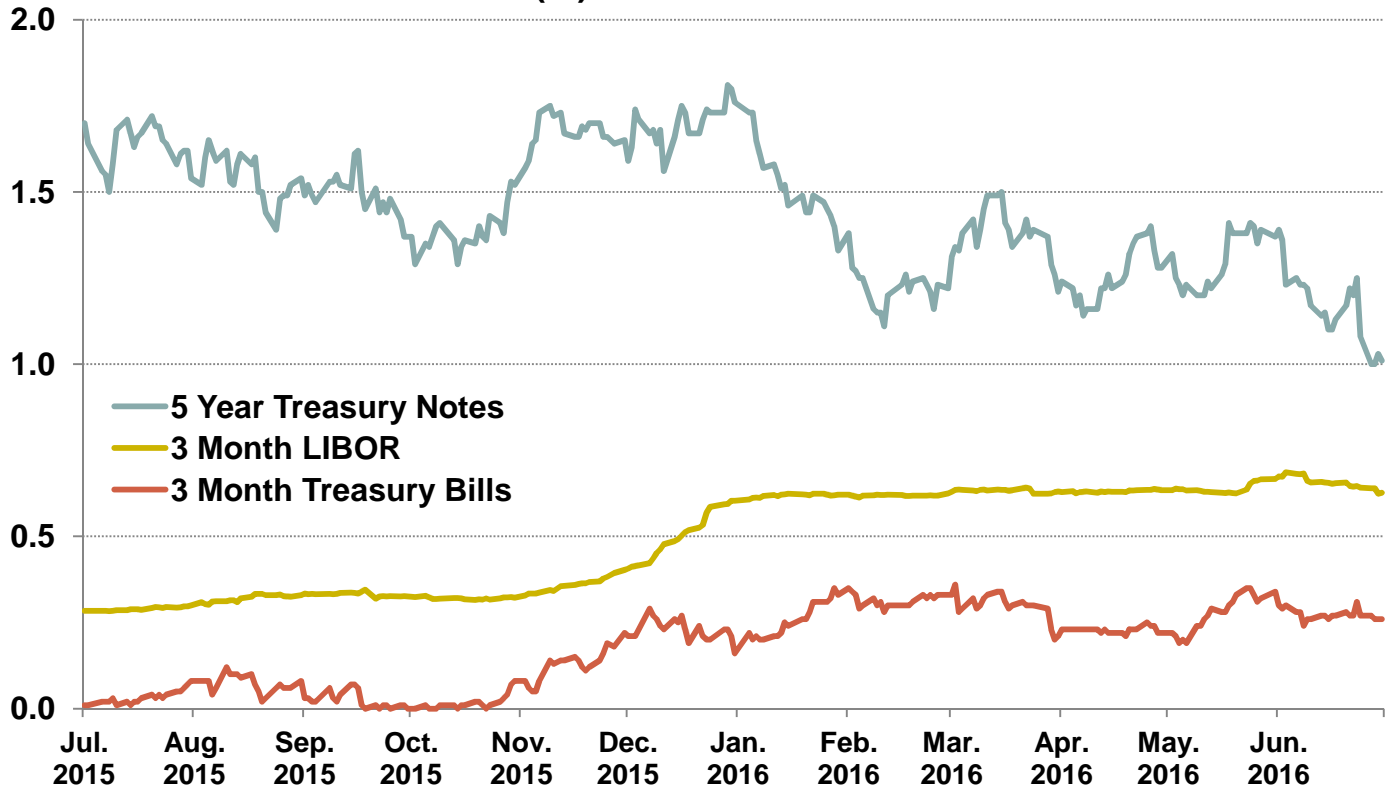


Callable bonds shown at maturity date.

Asset Allocation by Market Value

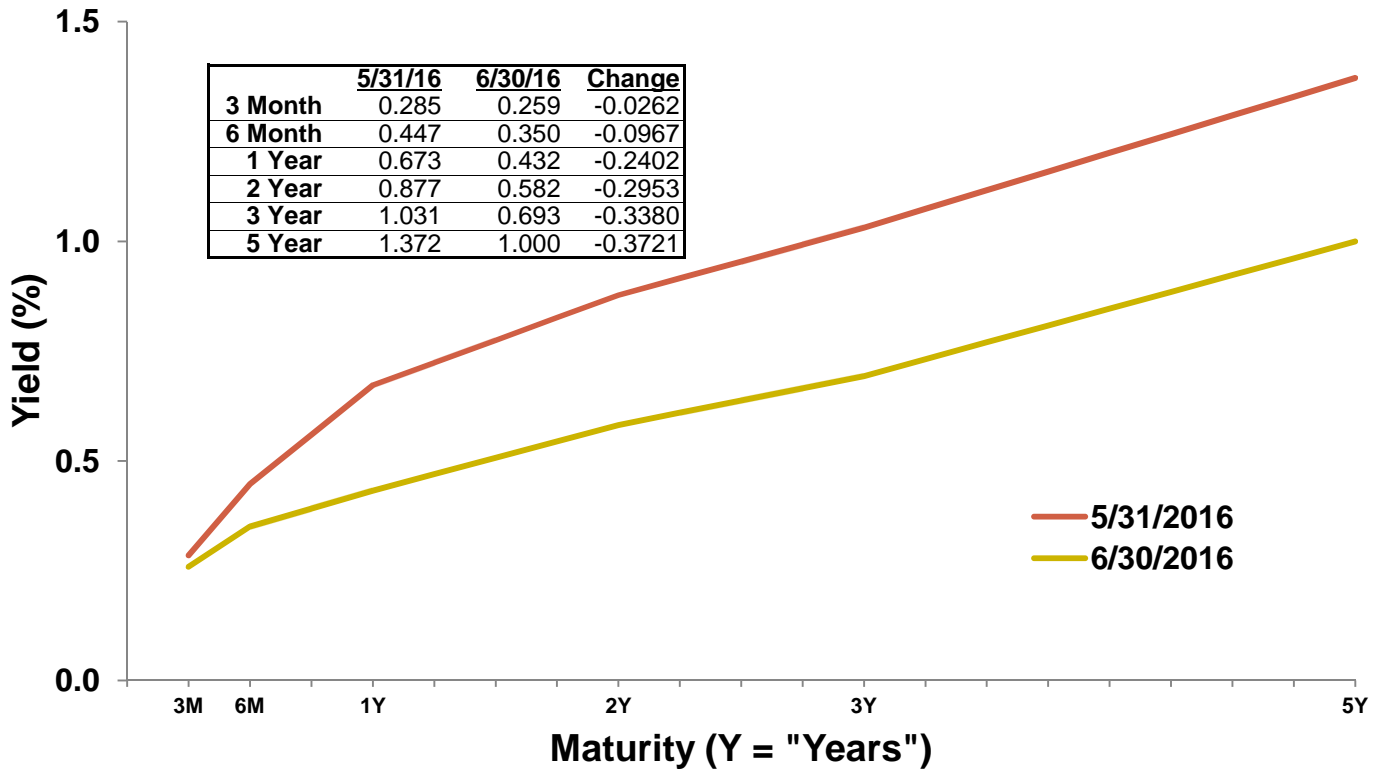


Yields (%) on Benchmark Indices



Source: Bloomberg

U.S. Treasury Yield Curves



Source: Bloomberg

Investment Inventory

Pooled Fund

As of June 30, 2016

Type of Investment	CUSIP	Issuer Name	Settle	Maturity	Duration	Coupon	Par Value	Book Value	Amortized	
			Date	Date					Book Value	Market Value
U.S. Treasuries	912828RJ1	US TSY NT	10/11/2011	9/30/2016	0.25	1.00	\$ 75,000,000	\$ 74,830,078	\$ 74,991,485	\$ 75,120,750
U.S. Treasuries	912828RM4	US TSY NT	12/26/2013	10/31/2016	0.34	1.00	25,000,000	25,183,594	25,021,537	25,054,750
U.S. Treasuries	912828RX0	US TSY NT	2/25/2014	12/31/2016	0.50	0.88	25,000,000	25,145,508	25,025,604	25,057,750
U.S. Treasuries	912828SJ0	US TSY NT	3/21/2012	2/28/2017	0.66	0.88	25,000,000	24,599,609	24,946,319	25,064,500
U.S. Treasuries	912828SJO	US TSY NT	3/21/2012	2/28/2017	0.66	0.88	25,000,000	24,599,609	24,946,319	25,064,500
U.S. Treasuries	912828SJO	US TSY NT	3/14/2012	2/28/2017	0.66	0.88	75,000,000	74,771,484	74,969,481	75,193,500
U.S. Treasuries	912828SM3	US TSY NT	4/4/2012	3/31/2017	0.75	1.00	50,000,000	49,835,938	49,975,418	50,185,500
U.S. Treasuries	912828TM2	US TSY NT	12/15/2015	8/31/2017	1.16	0.63	100,000,000	99,433,594	99,613,938	99,922,000
U.S. Treasuries	912828M72	US TSY NT	12/17/2015	11/30/2017	1.41	0.88	50,000,000	49,882,813	49,915,146	50,207,000
U.S. Treasuries	912828M72	US TSY NT	12/17/2015	11/30/2017	1.41	0.88	50,000,000	49,878,906	49,912,317	50,207,000
Subtotals					0.84	0.86	\$ 500,000,000	\$ 498,161,133	\$ 499,317,563	\$ 501,077,250
Federal Agencies	313384YV5	FED HOME LN DISCOUNT NT	4/4/2016	7/1/2016	0.00	0.00	\$ 25,000,000	\$ 24,979,222	\$ 24,979,222	\$ 25,000,000
Federal Agencies	313384YV5	FED HOME LN DISCOUNT NT	4/1/2016	7/1/2016	0.00	0.00	50,000,000	49,957,154	49,957,154	50,000,000
Federal Agencies	313384YV5	FED HOME LN DISCOUNT NT	4/7/2016	7/1/2016	0.00	0.00	50,000,000	49,964,583	49,964,583	50,000,000
Federal Agencies	313384YV5	FED HOME LN DISCOUNT NT	4/15/2016	7/1/2016	0.00	0.00	100,000,000	99,936,903	99,936,903	100,000,000
Federal Agencies	313588YV1	FANNIE DISCOUNT NOTE	2/19/2016	7/1/2016	0.00	0.00	22,009,000	21,977,289	21,977,289	22,009,000
Federal Agencies	31315PA25	FARMER MAC	3/26/2013	7/27/2016	0.07	2.00	11,900,000	12,440,498	11,911,528	11,914,875
Federal Agencies	31315PA25	FARMER MAC	3/26/2013	7/27/2016	0.07	2.00	14,100,000	14,735,205	14,113,548	14,117,625
Federal Agencies	31315PA25	FARMER MAC	7/27/2011	7/27/2016	0.07	2.00	15,000,000	14,934,750	14,999,071	15,018,750
Federal Agencies	31315PA25	FARMER MAC	3/26/2014	7/27/2016	0.07	2.00	20,000,000	20,643,350	20,019,587	20,025,000
Federal Agencies	3137EACW7	FREDDIE MAC	12/3/2015	8/25/2016	0.15	2.00	7,369,000	7,443,280	7,384,359	7,386,243
Federal Agencies	3135G0YE7	FANNIE MAE	3/17/2014	8/26/2016	0.16	0.63	50,000,000	50,124,765	50,007,824	50,011,500
Federal Agencies	31315PQB8	FARMER MAC	10/29/2013	9/1/2016	0.17	1.50	7,000,000	7,156,240	7,009,332	7,011,620
Federal Agencies	3130A6BD8	FEDERAL HOME LOAN BANK	6/30/2016	9/9/2016	0.19	0.51	15,000,000	15,028,088	15,004,437	15,003,900
Federal Agencies	313370TW8	FEDERAL HOME LOAN BANK	10/11/2011	9/9/2016	0.19	2.00	25,000,000	25,727,400	25,028,367	25,075,750
Federal Agencies	3134G4XW3	FREDDIE MAC	3/26/2014	9/26/2016	0.24	0.60	25,000,000	25,000,000	25,000,000	25,023,000
Federal Agencies	3130A7KH7	FEDERAL HOME LOAN BANK	5/4/2016	9/29/2016	0.25	0.53	5,495,000	5,500,293	5,496,497	5,497,528
Federal Agencies	313378UB5	FEDERAL HOME LOAN BANK	10/23/2014	10/11/2016	0.28	1.13	5,000,000	5,060,200	5,008,540	5,010,500
Federal Agencies	3133EDJA1	FEDERAL FARM CREDIT BANK	4/11/2014	10/11/2016	0.28	0.47	25,000,000	24,993,750	24,999,303	25,003,500
Federal Agencies	3130A3CE2	FEDERAL HOME LOAN BANK	11/3/2014	10/14/2016	0.29	0.63	40,000,000	40,032,000	40,004,726	40,022,800
Federal Agencies	3137EADS5	FREDDIE MAC	3/3/2014	10/14/2016	0.29	0.88	25,000,000	25,200,250	25,021,994	25,031,750
Federal Agencies	313384L31	FED HOME LN DISCOUNT NT	4/20/2016	10/19/2016	0.30	0.00	25,000,000	24,943,125	24,943,125	24,977,083
Federal Agencies	3130A6PZ4	FEDERAL HOME LOAN BANK	1/7/2016	10/28/2016	0.33	0.40	5,950,000	5,932,745	5,943,040	5,949,822
Federal Agencies	3130A3J70	FEDERAL HOME LOAN BANK	11/18/2015	11/23/2016	0.40	0.63	7,015,000	7,012,545	7,014,040	7,018,788
Federal Agencies	3130A3J70	FEDERAL HOME LOAN BANK	11/17/2014	11/23/2016	0.40	0.63	25,000,000	24,990,000	24,998,033	25,013,500
Federal Agencies	313381GA7	FEDERAL HOME LOAN BANK	11/30/2012	11/30/2016	0.42	0.57	23,100,000	23,104,389	23,100,457	23,112,705
Federal Agencies	313371PV2	FEDERAL HOME LOAN BANK	5/11/2016	12/9/2016	0.44	1.63	6,545,000	6,588,217	6,577,820	6,577,660
Federal Agencies	313371PV2	FEDERAL HOME LOAN BANK	11/6/2014	12/9/2016	0.44	1.63	25,000,000	25,513,000	25,108,106	25,124,750
Federal Agencies	313371PV2	FEDERAL HOME LOAN BANK	12/4/2014	12/9/2016	0.44	1.63	25,000,000	25,486,750	25,106,477	25,124,750
Federal Agencies	313371PV2	FEDERAL HOME LOAN BANK	12/12/2014	12/9/2016	0.44	1.63	25,000,000	25,447,500	25,098,966	25,124,750
Federal Agencies	313384T58	FED HOME LN DISCOUNT NT	6/21/2016	12/16/2016	0.46	0.00	24,625,000	24,566,557	24,566,557	24,583,630
Federal Agencies	3133XHJK1	FEDERAL HOME LOAN BANK	5/11/2016	12/16/2016	0.46	4.75	33,850,000	34,710,027	34,509,747	34,507,029
Federal Agencies	3130A12F4	FEDERAL HOME LOAN BANK	3/19/2014	12/19/2016	0.47	0.70	20,500,000	20,497,950	20,499,652	20,531,160
Federal Agencies	3134G5VG7	FREDDIE MAC	12/29/2014	12/29/2016	0.50	0.78	50,000,000	50,000,000	50,000,000	50,078,000
Federal Agencies	3134G33C2	FREDDIE MAC	1/3/2013	1/3/2017	0.51	0.60	50,000,000	50,000,000	50,000,000	50,028,500
Federal Agencies	3133ECB37	FEDERAL FARM CREDIT BANK	12/20/2012	1/12/2017	0.53	0.58	14,000,000	14,000,000	14,000,000	14,005,180
Federal Agencies	31315PWW5	FARMER MAC	5/4/2012	1/17/2017	0.55	1.01	49,500,000	49,475,250	49,497,120	49,634,640
Federal Agencies	3130A7T62	FEDERAL HOME LOAN BANK	4/20/2016	1/18/2017	0.55	0.55	9,000,000	8,999,825	8,999,669	9,006,300

Investment Inventory

Pooled Fund

Type of Investment	CUSIP	Issuer Name	Settle	Maturity	Duration	Coupon	Par Value	Book Value	Amortized	
			Date	Date					Book Value	Market Value
Federal Agencies	3133EDRD6	FEDERAL FARM CREDIT BANK	12/12/2014	1/30/2017	0.58	0.43	50,000,000	49,981,400	49,994,921	49,985,000
Federal Agencies	3133786Q9	FEDERAL HOME LOAN BANK	1/10/2013	2/13/2017	0.62	1.00	67,780,000	68,546,456	67,896,378	68,012,485
Federal Agencies	3133EDFW7	FEDERAL FARM CREDIT BANK	2/27/2014	2/27/2017	0.66	0.51	50,000,000	50,000,000	50,000,000	50,005,000
Federal Agencies	3130A8D83	FEDERAL HOME LOAN BANK	6/2/2016	3/2/2017	0.67	0.49	25,000,000	25,000,000	25,000,000	24,996,750
Federal Agencies	3133782N0	FEDERAL HOME LOAN BANK	12/29/2015	3/10/2017	0.69	0.88	15,000,000	14,990,850	14,994,724	15,042,900
Federal Agencies	3133782N0	FEDERAL HOME LOAN BANK	6/2/2016	3/10/2017	0.69	0.88	22,185,000	22,256,119	22,209,127	22,248,449
Federal Agencies	3133782N0	FEDERAL HOME LOAN BANK	12/15/2014	3/10/2017	0.69	0.88	50,000,000	50,058,500	50,018,066	50,143,000
Federal Agencies	3133EDP30	FEDERAL FARM CREDIT BANK	10/3/2014	3/24/2017	0.73	0.49	26,000,000	26,009,347	26,002,753	25,998,700
Federal Agencies	3133EDZW5	FEDERAL FARM CREDIT BANK	10/29/2014	3/29/2017	0.75	0.48	25,000,000	24,999,750	24,999,923	24,993,000
Federal Agencies	31315PTQ2	FARMER MAC	4/10/2012	4/10/2017	0.78	1.26	12,500,000	12,439,250	12,490,585	12,565,500
Federal Agencies	3133ECLL6	FEDERAL FARM CREDIT BANK	4/17/2013	4/17/2017	0.80	0.60	10,000,000	10,000,000	10,000,000	10,001,100
Federal Agencies	31315PUQ0	FARMER MAC	4/26/2012	4/26/2017	0.82	1.13	10,500,000	10,500,000	10,500,000	10,545,780
Federal Agencies	3137EADF3	FREDDIE MAC	5/14/2012	5/12/2017	0.86	1.25	25,000,000	25,133,000	25,022,969	25,143,750
Federal Agencies	31315PZQ5	FARMER MAC	12/28/2012	6/5/2017	0.93	1.11	9,000,000	9,122,130	9,025,557	9,040,950
Federal Agencies	313379FW4	FEDERAL HOME LOAN BANK	12/19/2014	6/9/2017	0.94	1.00	12,000,000	12,020,760	12,007,886	12,046,920
Federal Agencies	313379FW4	FEDERAL HOME LOAN BANK	12/29/2015	6/9/2017	0.94	1.00	20,600,000	20,594,026	20,596,119	20,680,546
Federal Agencies	3130A3SL9	FEDERAL HOME LOAN BANK	12/30/2014	6/15/2017	0.96	0.95	25,000,000	24,959,750	24,984,357	25,094,250
Federal Agencies	3133EAUW6	FEDERAL FARM CREDIT BANK	6/19/2012	6/19/2017	0.97	0.61	50,000,000	50,000,000	50,000,000	50,024,500
Federal Agencies	3133EEGH7	FEDERAL FARM CREDIT BANK	12/26/2014	6/26/2017	0.99	0.93	8,400,000	8,397,312	8,398,940	8,425,368
Federal Agencies	3137EADH9	FREDDIE MAC	5/25/2016	6/29/2017	1.00	1.00	15,000,000	15,035,850	15,032,534	15,061,050
Federal Agencies	3137EADH9	FREDDIE MAC	3/25/2014	6/29/2017	1.00	1.00	25,000,000	24,920,625	24,975,828	25,101,750
Federal Agencies	3134G5W50	FREDDIE MAC	12/30/2014	6/30/2017	1.00	1.00	50,000,000	50,000,000	50,000,000	50,195,500
Federal Agencies	3130A8L35	FEDERAL HOME LOAN BANK	6/24/2016	7/20/2017	1.05	0.75	25,000,000	25,000,000	25,000,000	25,022,250
Federal Agencies	3133ECV92	FEDERAL FARM CREDIT BANK	7/24/2013	7/24/2017	1.07	0.49	50,000,000	50,000,000	50,000,000	49,986,500
Federal Agencies	3133ECVG6	FEDERAL FARM CREDIT BANK	8/5/2013	7/26/2017	1.07	0.64	23,520,000	23,520,000	23,520,000	23,544,696
Federal Agencies	3135G0F24	FANNIE MAE	9/16/2015	8/16/2017	1.13	0.45	25,000,000	24,995,153	24,997,154	24,983,000
Federal Agencies	3133EEFX3	FEDERAL FARM CREDIT BANK	12/23/2014	8/23/2017	1.15	0.50	50,000,000	50,000,000	50,000,000	49,985,500
Federal Agencies	3137EADL0	FREDDIE MAC	3/25/2014	9/29/2017	1.24	1.00	25,000,000	24,808,175	24,932,025	25,119,500
Federal Agencies	3135G0F57	FANNIE MAE	10/5/2015	10/5/2017	1.26	0.47	25,000,000	24,992,356	24,995,179	24,968,750
Federal Agencies	3134G7M81	FREDDIE MAC	2/3/2016	10/6/2017	0.00	0.88	36,010,000	35,991,995	35,996,386	36,011,440
Federal Agencies	3133EETS9	FEDERAL FARM CREDIT BANK	9/25/2015	10/19/2017	1.30	0.48	30,000,000	30,000,600	30,000,377	29,976,600
Federal Agencies	3130A6LZ8	FEDERAL HOME LOAN BANK	4/28/2016	10/26/2017	1.32	0.63	25,000,000	24,930,368	24,937,764	25,009,000
Federal Agencies	3133EEBR0	FEDERAL FARM CREDIT BANK	11/18/2014	11/13/2017	1.37	0.48	25,000,000	24,988,794	24,994,864	24,973,750
Federal Agencies	3133EEJ76	FEDERAL FARM CREDIT BANK	8/20/2015	11/13/2017	1.37	0.51	25,000,000	24,991,500	24,994,792	24,922,250
Federal Agencies	3134G44F2	FREDDIE MAC	5/21/2013	11/21/2017	1.39	0.80	50,000,000	50,000,000	50,000,000	50,109,000
Federal Agencies	3130A3HF4	FEDERAL HOME LOAN BANK	12/22/2014	12/8/2017	1.43	1.13	25,000,000	24,955,500	24,978,408	25,171,250
Federal Agencies	3137EADX4	FREDDIE MAC	12/11/2015	12/15/2017	1.45	1.00	25,000,000	24,969,000	24,977,562	25,133,000
Federal Agencies	3133EEFE5	FEDERAL FARM CREDIT BANK	12/19/2014	12/18/2017	1.46	1.13	50,000,000	49,914,500	49,958,226	50,325,500
Federal Agencies	3133EEMH0	FEDERAL FARM CREDIT BANK	5/27/2015	2/2/2018	1.59	0.52	4,000,000	3,999,480	3,999,692	3,994,920
Federal Agencies	3133EEMH0	FEDERAL FARM CREDIT BANK	2/2/2015	2/2/2018	1.59	0.52	35,000,000	34,978,893	34,988,811	34,955,550
Federal Agencies	3133EEAN0	FEDERAL FARM CREDIT BANK	11/5/2014	2/5/2018	1.60	0.50	25,000,000	25,000,000	25,000,000	24,961,500
Federal Agencies	3133EEAN0	FEDERAL FARM CREDIT BANK	11/5/2014	2/5/2018	1.60	0.50	25,000,000	24,991,750	24,995,944	24,961,500
Federal Agencies	3133EEAN0	FEDERAL FARM CREDIT BANK	11/5/2014	2/5/2018	1.60	0.50	50,000,000	49,983,560	49,991,918	49,923,000
Federal Agencies	3133EFNK9	FEDERAL FARM CREDIT BANK	11/9/2015	2/9/2018	1.61	0.53	25,000,000	24,994,315	24,995,938	24,976,750
Federal Agencies	3133EEN71	FEDERAL FARM CREDIT BANK	5/22/2015	3/22/2018	1.73	0.48	50,000,000	49,992,500	49,995,442	49,911,000
Federal Agencies	3133EEQ86	FEDERAL FARM CREDIT BANK	5/27/2015	3/26/2018	1.74	0.50	50,000,000	49,978,500	49,986,838	49,887,500
Federal Agencies	3133EEQ86	FEDERAL FARM CREDIT BANK	5/29/2015	3/26/2018	1.74	0.50	50,000,000	49,978,500	49,986,813	49,887,500
Federal Agencies	3133EFWG8	FEDERAL FARM CREDIT BANK	1/26/2016	3/26/2018	1.74	0.61	25,000,000	24,997,200	24,997,756	25,008,750
Federal Agencies	3133EEZC7	FEDERAL FARM CREDIT BANK	4/16/2015	4/16/2018	1.79	0.49	50,000,000	49,992,422	49,995,478	49,919,000
Federal Agencies	3131K1JB7	FEDERAL FARM CREDIT BANK	2/2/2016	4/25/2018	1.78	3.00	14,230,000	14,876,184	14,756,962	14,827,518

Investment Inventory

Pooled Fund

Type of Investment	CUSIP	Issuer Name	Settle	Maturity	Duration	Coupon	Par Value	Book Value	Amortized	
			Date	Date					Book Value	Market Value
Federal Agencies	3130A6Z42	FEDERAL HOME LOAN BANK	1/27/2016	4/27/2018	1.81	1.25	9,100,000	9,100,000	9,100,000	9,106,643
Federal Agencies	3133EEU40	FEDERAL FARM CREDIT BANK	6/3/2015	5/3/2018	1.84	0.51	69,000,000	68,994,894	68,996,783	68,861,310
Federal Agencies	3135G0WJ8	FANNIE MAE	5/23/2013	5/21/2018	1.88	0.88	25,000,000	24,786,500	24,919,352	25,099,000
Federal Agencies	3134G9ET0	FREDDIE MAC	5/25/2016	5/25/2018	1.89	1.00	7,000,000	7,000,000	7,000,000	7,002,940
Federal Agencies	3134G9GG6	FREDDIE MAC	5/25/2016	5/25/2018	1.89	0.80	50,000,000	50,000,000	50,000,000	50,058,000
Federal Agencies	3134G9HC4	FREDDIE MAC	5/25/2016	5/25/2018	1.89	1.00	10,000,000	9,995,000	9,995,253	10,025,400
Federal Agencies	3133EFCT2	FEDERAL FARM CREDIT BANK	9/8/2015	6/8/2018	1.93	0.50	25,000,000	25,000,000	25,000,000	24,963,500
Federal Agencies	3133EFCT2	FEDERAL FARM CREDIT BANK	9/8/2015	6/8/2018	1.93	0.50	50,000,000	50,000,000	50,000,000	49,927,000
Federal Agencies	3133EEW48	FEDERAL FARM CREDIT BANK	6/11/2015	6/11/2018	1.95	0.49	50,000,000	49,996,000	49,997,409	49,897,500
Federal Agencies	3133EFSH1	FEDERAL FARM CREDIT BANK	12/18/2015	6/14/2018	1.94	1.17	25,000,000	24,952,250	24,962,546	25,210,000
Federal Agencies	3133EGGC3	FEDERAL FARM CREDIT BANK	6/20/2016	6/20/2018	1.96	0.57	25,000,000	25,000,000	25,000,000	24,982,750
Federal Agencies	3134G9RZ2	FREDDIE MAC	6/22/2016	6/22/2018	1.97	0.80	8,950,000	8,950,000	8,950,000	8,952,954
Federal Agencies	3134G9UY1	FREDDIE MAC	6/29/2016	6/29/2018	1.98	1.00	25,000,000	25,000,000	25,000,000	25,028,750
Federal Agencies	3134G9UY1	FREDDIE MAC	6/29/2016	6/29/2018	1.98	1.00	25,000,000	25,000,000	25,000,000	25,028,750
Federal Agencies	3133EGBQ7	FEDERAL FARM CREDIT BANK	5/19/2016	7/19/2018	2.04	0.58	25,000,000	25,000,000	25,000,000	24,984,750
Federal Agencies	3133EGBQ7	FEDERAL FARM CREDIT BANK	5/19/2016	7/19/2018	2.04	0.58	25,000,000	25,000,000	25,000,000	24,984,750
Federal Agencies	3136G2NZ6	FANNIE MAE	9/30/2015	9/28/2018	2.23	0.75	25,000,000	25,000,000	25,000,000	25,009,750
Federal Agencies	3136G2NZ6	FANNIE MAE	9/30/2015	9/28/2018	2.23	0.75	25,000,000	25,000,000	25,000,000	25,009,750
Federal Agencies	3133EGFK6	FEDERAL FARM CREDIT BANK	6/17/2016	10/17/2018	2.28	0.58	25,000,000	25,000,000	25,000,000	24,971,500
Federal Agencies	3133EGFK6	FEDERAL FARM CREDIT BANK	6/17/2016	10/17/2018	2.28	0.58	25,000,000	25,000,000	25,000,000	24,971,500
Federal Agencies	3134G73D1	FREDDIE MAC	10/29/2015	10/29/2018	2.32	0.75	50,000,000	50,000,000	50,000,000	50,016,500
Federal Agencies	3134G82B4	FREDDIE MAC	11/23/2015	11/23/2018	2.38	0.75	25,000,000	25,000,000	25,000,000	25,014,500
Federal Agencies	3136G2C39	FANNIE MAE	12/30/2014	12/28/2018	2.45	1.63	15,000,000	15,000,000	15,000,000	15,084,000
Federal Agencies	3133EGDM4	FEDERAL FARM CREDIT BANK	6/2/2016	1/2/2019	2.49	0.63	25,000,000	25,000,000	25,000,000	24,975,250
Federal Agencies	3132X0EK3	FARMER MAC	1/25/2016	1/25/2019	2.54	0.74	25,000,000	25,000,000	25,000,000	24,988,250
Federal Agencies	3134G8GD5	FREDDIE MAC	1/29/2016	1/29/2019	2.54	1.00	25,000,000	25,000,000	25,000,000	25,015,500
Federal Agencies	3134G8H69	FREDDIE MAC	1/29/2016	1/29/2019	2.54	1.00	19,000,000	18,996,200	18,996,734	19,006,650
Federal Agencies	3133EGBU8	FEDERAL FARM CREDIT BANK	5/25/2016	2/25/2019	2.63	0.63	50,000,000	50,000,000	50,000,000	49,934,500
Federal Agencies	3134G8K81	FREDDIE MAC	2/26/2016	2/26/2019	2.62	1.00	5,500,000	5,500,000	5,500,000	5,504,345
Federal Agencies	3134G8K81	FREDDIE MAC	2/26/2016	2/26/2019	2.62	1.00	12,500,000	12,500,000	12,500,000	12,509,875
Federal Agencies	3134G8LN7	FREDDIE MAC	2/26/2016	2/26/2019	2.64	0.75	25,000,000	25,000,000	25,000,000	25,013,250
Federal Agencies	3136G2XK8	FANNIE MAE	2/26/2016	2/26/2019	2.63	0.75	25,000,000	25,000,000	25,000,000	25,012,000
Federal Agencies	3136G2Y68	FANNIE MAE	2/26/2016	2/26/2019	2.63	0.75	15,935,000	15,927,033	15,927,948	15,939,302
Federal Agencies	3132X0ED9	FARMER MAC	1/19/2016	3/19/2019	2.70	0.72	40,000,000	40,000,000	40,000,000	39,965,600
Federal Agencies	3136G3FC4	FANNIE MAE	3/29/2016	3/29/2019	2.71	1.00	6,250,000	6,250,000	6,250,000	6,252,000
Federal Agencies	3134G8VT3	FREDDIE MAC	5/23/2016	4/25/2019	2.79	0.80	14,560,000	14,568,332	14,559,299	14,598,730
Federal Agencies	3134G9DB0	FREDDIE MAC	4/29/2016	4/29/2019	2.80	0.75	10,000,000	10,000,000	10,000,000	10,000,200
Federal Agencies	3134G9DB0	FREDDIE MAC	4/29/2016	4/29/2019	2.80	0.75	50,000,000	50,000,000	50,000,000	50,001,000
Federal Agencies	3136G3QP3	FANNIE MAE	5/24/2016	5/24/2019	2.85	1.25	10,000,000	10,000,000	10,000,000	10,028,100
Federal Agencies	3134G9LF2	FREDDIE MAC	6/7/2016	6/7/2019	2.91	0.75	75,000,000	75,000,000	75,000,000	75,126,000
Federal Agencies	3136G3NK7	FANNIE MAE	6/7/2016	6/7/2019	2.91	0.75	25,000,000	24,996,250	24,996,332	25,021,000
Federal Agencies	3136G3NM3	FANNIE MAE	6/7/2016	6/7/2019	2.91	0.75	50,000,000	50,000,000	50,000,000	50,152,500
Federal Agencies	3134G9QN0	FREDDIE MAC	6/14/2016	6/14/2019	2.92	0.88	12,500,000	12,500,000	12,500,000	12,514,250
Federal Agencies	3134G9QP5	FREDDIE MAC	6/14/2016	6/14/2019	2.92	1.00	11,500,000	11,500,000	11,500,000	11,504,485
Federal Agencies	3134G9QW0	FREDDIE MAC	6/14/2016	6/14/2019	2.91	1.28	50,000,000	50,000,000	50,000,000	50,157,500
Federal Agencies	3133EGED3	FEDERAL FARM CREDIT BANK	6/9/2016	8/9/2019	3.08	0.63	25,000,000	25,000,000	25,000,000	24,946,250
Federal Agencies	3133EGED3	FEDERAL FARM CREDIT BANK	6/9/2016	8/9/2019	3.08	0.63	25,000,000	25,000,000	25,000,000	24,946,250
Federal Agencies	3134G9GS0	FREDDIE MAC	5/26/2016	8/26/2019	3.09	1.25	25,000,000	25,000,000	25,000,000	25,063,000
Federal Agencies	3134G8TG4	FREDDIE MAC	4/11/2016	10/11/2019	3.20	1.50	15,000,000	15,000,000	15,000,000	15,038,250
Federal Agencies	3136G3LV5	FANNIE MAE	5/26/2016	11/26/2019	3.34	1.35	8,950,000	8,950,000	8,950,000	8,981,594

Investment Inventory

Pooled Fund

Type of Investment	CUSIP	Issuer Name	Settle Date	Maturity Date	Duration	Coupon	Par Value	Book Value	Amortized Book Value	Market Value
Federal Agencies	3132X0AT8	FARMER MAC	6/5/2015	6/2/2020	3.90	0.61	41,000,000	41,000,000	41,000,000	40,788,030
Federal Agencies	3136G3TG0	FANNIE MAE	6/30/2016	6/30/2020	3.92	1.15	15,000,000	15,000,000	15,000,000	15,007,650
Federal Agencies	3134G7U33	FREDDIE MAC	10/29/2015	10/29/2020	4.20	1.50	8,000,000	8,000,000	8,000,000	8,008,560
Federal Agencies	3134G7U90	FREDDIE MAC	10/29/2015	10/29/2020	4.20	1.55	10,000,000	10,000,000	10,000,000	10,010,700
Federal Agencies	3136G2QT7	FANNIE MAE	10/29/2015	10/29/2020	4.20	1.50	25,000,000	25,000,000	25,000,000	25,009,250
Federal Agencies	3133EFTX5	FEDERAL FARM CREDIT BANK	12/24/2015	12/24/2020	4.41	0.78	100,000,000	100,000,000	100,000,000	100,182,000
Subtotals					1.52	0.78	\$ 4,003,428,000	\$ 4,009,351,926	\$ 4,004,513,723	\$ 4,007,763,627
State/Local Agencies	91411SGE4	UNIVERSITY OF CALIFORNIA	5/20/2016	7/14/2016	0.04	0.00	\$ 30,800,000	\$ 30,779,296	\$ 30,779,296	\$ 30,795,440
State/Local Agencies	612574DR1	MONTEREY PENINSULA CA CMNTY	5/7/2013	8/1/2016	0.09	0.98	2,670,000	2,670,000	2,670,000	2,670,935
State/Local Agencies	13063CPM6	CALIFORNIA ST	12/9/2014	11/1/2016	0.34	0.75	44,000,000	44,046,200	44,008,200	44,004,840
State/Local Agencies	91412GL45	UNIV OF CALIFORNIA CA REVENUE	6/30/2016	5/15/2017	0.87	0.65	5,505,000	5,505,000	5,505,000	5,505,000
State/Local Agencies	91412GUU7	UNIV OF CALIFORNIA CA REVENUE	4/10/2014	5/15/2017	0.87	1.22	3,250,000	3,250,000	3,250,000	3,271,190
State/Local Agencies	13063CFC9	CALIFORNIA ST	11/5/2013	11/1/2017	1.32	1.75	16,500,000	16,558,905	16,519,729	16,693,050
State/Local Agencies	13063CPN4	CALIFORNIA ST	12/22/2014	11/1/2017	1.33	1.25	5,000,000	5,004,550	5,002,125	5,025,800
State/Local Agencies	13063CPN4	CALIFORNIA ST	11/25/2014	11/1/2017	1.33	1.25	50,000,000	50,121,500	50,055,310	50,258,000
State/Local Agencies	91412GL52	UNIV OF CALIFORNIA CA REVENUE	6/30/2016	5/5/2018	1.84	0.99	2,470,000	2,470,000	2,470,000	2,472,717
State/Local Agencies	91412GL60	UNIV OF CALIFORNIA CA REVENUE	6/30/2016	5/15/2019	2.83	1.23	2,000,000	2,000,000	2,000,000	2,003,920
State/Local Agencies	91412GSB2	UNIV OF CALIFORNIA CA REVENUE	10/5/2015	7/1/2019	2.91	1.80	4,180,000	4,214,443	4,207,630	4,279,150
State/Local Agencies	91412GSB2	UNIV OF CALIFORNIA CA REVENUE	10/2/2015	7/1/2019	2.91	1.80	16,325,000	16,461,640	16,434,372	16,712,229
State/Local Agencies	6055804W6	MISSISSIPPI ST	4/23/2015	10/1/2019	2.98	6.09	8,500,000	10,217,510	9,756,895	9,863,570
Subtotals					1.14	1.26	\$ 191,200,000	\$ 193,299,044	\$ 192,658,557	\$ 193,555,840
Public Time Deposits	PP6J1O5Z6	IND & COMM BK OF CHINA	8/10/2015	8/10/2016	0.11	0.72	\$ 240,000	\$ 240,000	\$ 240,000	\$ 240,000
Public Time Deposits	PP5Z1EJS4	MISSION NATIONAL BK SF	2/19/2016	2/21/2017	0.64	0.86	240,000	240,000	240,000	240,000
Public Time Deposits	PP600XGA1	TRANS-PAC NATIONAL BK	3/21/2016	3/21/2017	0.72	1.05	240,000	240,000	240,000	240,000
Public Time Deposits	PPF00EG62	BANK OF SAN FRANCISCO	4/11/2016	4/11/2017	0.78	0.89	240,000	240,000	240,000	240,000
Public Time Deposits	PPQJ03J86	PREFERRED BANK LA CALIF	5/16/2016	5/16/2017	0.88	0.85	240,000	240,000	240,000	240,000
Public Time Deposits	PP7C0E3S1	UMPQUA BANK	6/29/2016	6/29/2017	0.99	0.79	240,000	240,000	240,000	240,000
Subtotals					0.69	0.86	\$ 1,440,000	\$ 1,440,000	\$ 1,440,000	\$ 1,440,000
Negotiable CDs	78009NVT0	ROYAL BANK OF CANADA NY	8/7/2015	8/8/2016	0.00	0.68	\$ 25,000,000	\$ 25,000,000	\$ 25,000,000	\$ 25,010,208
Negotiable CDs	06366CWA2	BANK OF MONTREAL CHICAGO	2/12/2015	8/12/2016	0.12	0.69	25,000,000	25,000,000	25,000,000	25,011,554
Negotiable CDs	06427E3U3	BANK OF MONTREAL CHICAGO	6/28/2016	9/21/2016	0.23	0.64	25,000,000	25,000,000	25,000,000	25,019,583
Negotiable CDs	06366CA32	BANK OF MONTREAL CHICAGO	3/31/2015	9/23/2016	0.23	0.71	25,000,000	25,000,000	25,000,000	25,024,236
Negotiable CDs	06366CA32	BANK OF MONTREAL CHICAGO	3/31/2015	9/23/2016	0.23	0.71	50,000,000	50,000,000	50,000,000	50,048,473
Negotiable CDs	06417HUW4	BANK OF NOVA SCOTIA HOUS	9/25/2014	9/23/2016	0.23	0.84	50,000,000	50,000,000	50,000,000	50,063,917
Negotiable CDs	06366CC48	BANK OF MONTREAL CHICAGO	4/7/2015	10/7/2016	0.27	0.72	50,000,000	50,000,000	50,000,000	50,028,132
Negotiable CDs	06417HVR4	BANK OF NOVA SCOTIA HOUS	10/7/2014	10/7/2016	0.27	0.83	50,000,000	50,000,000	50,000,000	50,042,092
Negotiable CDs	78009NB96	ROYAL BANK OF CANADA NY	4/20/2016	10/17/2016	0.30	0.85	25,000,000	25,000,000	25,000,000	25,024,497
Negotiable CDs	89113EE69	TORONTO DOMINION BANK NY	10/16/2015	10/17/2016	0.30	0.88	25,000,000	25,000,000	25,000,000	25,027,417
Negotiable CDs	89113EL79	TORONTO DOMINION BANK NY	2/12/2016	11/8/2016	0.36	1.00	25,000,000	25,069,012	25,002,467	25,043,281
Negotiable CDs	78009NXP6	ROYAL BANK OF CANADA NY	12/3/2015	12/2/2016	0.42	1.02	50,000,000	50,000,000	50,000,000	50,106,517
Negotiable CDs	89113EU20	TORONTO DOMINION BANK NY	12/7/2015	12/7/2016	0.44	1.01	50,000,000	50,000,000	50,000,000	50,109,144
Negotiable CDs	78009NSX5	ROYAL BANK OF CANADA NY	12/15/2014	12/15/2016	0.46	0.83	100,000,000	100,000,000	100,000,000	100,145,529
Negotiable CDs	96121TH27	WESTPAC BANKING CORP NY	12/22/2015	12/28/2016	0.49	0.92	50,000,000	50,000,000	50,000,000	50,034,937
Negotiable CDs	96121TH27	WESTPAC BANKING CORP NY	12/22/2015	12/28/2016	0.49	0.92	50,000,000	50,000,000	50,000,000	50,034,937
Negotiable CDs	78009NB54	ROYAL BANK OF CANADA NY	4/8/2016	1/4/2017	0.52	0.96	50,000,000	50,000,000	50,000,000	50,046,360
Negotiable CDs	78009NZD1	ROYAL BANK OF CANADA NY	1/25/2016	1/25/2017	0.57	0.96	25,000,000	25,000,000	25,000,000	25,026,534
Negotiable CDs	06427EM65	BANK OF MONTREAL CHICAGO	4/29/2016	2/1/2017	0.59	0.88	25,000,000	25,000,000	25,000,000	25,014,679

Investment Inventory

Pooled Fund

Type of Investment	CUSIP	Issuer Name	Settle Date	Maturity Date	Duration	Coupon	Par Value	Book Value	Amortized Book Value	Market Value
Negotiable CDs	89113E2G0	TORONTO DOMINION BANK NY	1/11/2016	2/1/2017	0.58	0.96	50,000,000	50,000,000	50,000,000	50,052,853
Negotiable CDs	96121TK64	WESTPAC BANKING CORP NY	2/4/2016	2/3/2017	0.60	1.02	50,000,000	50,000,000	50,000,000	50,071,346
Negotiable CDs	89113WAL0	TORONTO DOMINION BANK NY	5/11/2016	2/15/2017	0.63	1.00	40,000,000	40,000,000	40,000,000	40,055,668
Negotiable CDs	06417HE36	BANK OF NOVA SCOTIA HOUS	2/23/2015	2/23/2017	0.65	0.93	25,000,000	25,000,000	25,000,000	25,025,319
Negotiable CDs	06417HE36	BANK OF NOVA SCOTIA HOUS	2/23/2015	2/23/2017	0.65	0.93	25,000,000	25,000,000	25,000,000	25,025,319
Negotiable CDs	06427EX55	BANK OF MONTREAL CHICAGO	6/8/2016	3/6/2017	0.68	1.03	25,000,000	25,000,000	25,000,000	25,042,913
Negotiable CDs	78009NZW9	ROYAL BANK OF CANADA NY	3/10/2016	3/10/2017	0.69	0.96	50,000,000	50,000,000	50,000,000	50,061,404
Negotiable CDs	06427EDJ7	BANK OF MONTREAL CHICAGO	9/17/2015	3/17/2017	0.71	0.85	25,000,000	25,000,000	25,000,000	25,011,885
Negotiable CDs	89113EC79	TORONTO DOMINION BANK NY	10/2/2015	3/28/2017	0.74	0.87	50,000,000	50,000,000	50,000,000	49,982,610
Negotiable CDs	89113E5Z5	TORONTO DOMINION BANK NY	4/8/2016	4/12/2017	0.78	1.10	25,000,000	25,000,000	25,000,000	25,035,031
Negotiable CDs	06417HUR5	BANK OF NOVA SCOTIA HOUS	9/25/2014	9/25/2017	1.23	0.91	50,000,000	50,000,000	50,000,000	49,900,000
Negotiable CDs	06427EK91	BANK OF MONTREAL CHICAGO	4/25/2016	10/25/2017	1.31	1.17	50,000,000	50,000,000	50,000,000	49,989,500
Subtotals					0.52	0.90	\$ 1,240,000,000	\$ 1,240,069,012	\$ 1,240,002,467	\$ 1,241,115,875
Commercial Paper	06538BG15	BANK TOKYO-MIT UFJ NY	3/1/2016	7/1/2016	0.00	0.00	\$ 25,000,000	\$ 24,939,847	\$ 24,939,847	\$ 25,000,000
Commercial Paper	06538BG15	BANK TOKYO-MIT UFJ NY	2/29/2016	7/1/2016	0.00	0.00	50,000,000	49,878,708	49,878,708	50,000,000
Commercial Paper	06538BGR8	BANK TOKYO-MIT UFJ NY	1/28/2016	7/25/2016	0.07	0.00	50,000,000	49,793,653	49,793,653	49,986,333
Commercial Paper	06538BGV9	BANK TOKYO-MIT UFJ NY	1/29/2016	7/29/2016	0.08	0.00	50,000,000	49,787,667	49,787,667	49,984,056
Commercial Paper	06538BH89	BANK TOKYO-MIT UFJ NY	2/8/2016	8/8/2016	0.11	0.00	50,000,000	49,787,667	49,787,667	49,978,361
Commercial Paper	59515MHQ1	MICROSOFT CORP	6/3/2016	8/24/2016	0.15	0.00	30,000,000	29,965,833	29,965,833	29,981,550
Commercial Paper	06538BKH5	BANK TOKYO-MIT UFJ NY	4/19/2016	10/17/2016	0.30	0.00	30,000,000	29,865,758	29,865,758	29,950,500
Commercial Paper	06538BKK0	BANK TOKYO-MIT UFJ NY	5/3/2016	10/31/2016	0.34	0.00	25,000,000	24,886,875	24,886,875	24,946,625
Commercial Paper	06538BKK0	BANK TOKYO-MIT UFJ NY	5/4/2016	10/31/2016	0.34	0.00	25,000,000	24,887,500	24,887,500	24,946,625
Commercial Paper	06538BMF7	BANK TOKYO-MIT UFJ NY	6/20/2016	12/15/2016	0.46	0.00	40,000,000	39,814,089	39,814,089	39,883,100
Commercial Paper	89233GQ33	TOYOTA MOTOR CREDIT CORP	6/6/2016	3/3/2017	0.67	0.00	25,000,000	24,810,625	24,810,625	24,824,757
Commercial Paper	89233GQ66	TOYOTA MOTOR CREDIT CORP	6/9/2016	3/6/2017	0.68	0.00	25,000,000	24,812,500	24,812,500	24,822,611
Commercial Paper	89233GQ74	TOYOTA MOTOR CREDIT CORP	6/10/2016	3/7/2017	0.68	0.00	25,000,000	24,812,500	24,812,500	24,821,896
Subtotals					0.25	0.00	\$ 450,000,000	\$ 448,043,222	\$ 448,043,222	\$ 449,126,414
Medium Term Notes	46625HJA9	JPMORGAN CHASE & CO	11/24/2015	7/5/2016	0.00	3.15	\$ 1,755,000	\$ 1,780,290	\$ 1,755,452	\$ 1,755,000
Medium Term Notes	46625HJA9	JPMORGAN CHASE & CO	11/27/2015	7/5/2016	0.00	3.15	4,513,000	4,576,633	4,514,152	4,513,000
Medium Term Notes	46625HJA9	JPMORGAN CHASE & CO	7/3/2015	7/5/2016	0.00	3.15	11,400,000	11,585,592	11,403,030	11,400,000
Medium Term Notes	46625HJA9	JPMORGAN CHASE & CO	10/30/2015	7/5/2016	0.00	3.15	22,203,000	22,568,239	22,208,867	22,203,000
Medium Term Notes	46625HJA9	JPMORGAN CHASE & CO	12/1/2015	7/5/2016	0.00	3.15	33,893,000	34,359,707	33,901,603	33,893,000
Medium Term Notes	46625HJA9	JPMORGAN CHASE & CO	12/14/2015	7/5/2016	0.00	3.15	50,000,000	50,621,000	50,012,176	50,000,000
Medium Term Notes	36962G6Z2	GENERAL ELECTRIC CO	7/22/2015	7/12/2016	0.00	1.50	30,740,000	30,992,683	30,747,808	30,744,918
Medium Term Notes	36962G7A6	GENERAL ELECTRIC CO	4/1/2015	7/12/2016	0.00	1.28	18,194,000	18,324,486	18,197,067	18,196,547
Medium Term Notes	36962G7A6	GENERAL ELECTRIC CO	3/23/2015	7/12/2016	0.00	1.28	27,651,000	27,853,609	27,655,672	27,654,871
Medium Term Notes	06366RPR0	BANK OF MONTREAL	12/18/2015	7/15/2016	0.04	1.30	5,760,000	5,775,437	5,761,029	5,761,094
Medium Term Notes	06366RPS8	BANK OF MONTREAL	7/31/2015	7/15/2016	0.04	1.15	35,000,000	35,127,050	35,005,082	35,006,650
Medium Term Notes	064159CQ7	BANK OF NOVA SCOTIA	2/13/2015	7/15/2016	0.04	1.38	16,483,000	16,621,787	16,486,751	16,486,791
Medium Term Notes	742718DV8	PROCTER & GAMBLE CO	11/9/2015	8/15/2016	0.13	1.45	9,785,000	9,859,268	9,796,936	9,795,666
Medium Term Notes	89114QAL2	TORONTO-DOMINION BANK	12/15/2014	9/9/2016	0.19	1.12	18,930,000	19,016,132	18,939,510	18,944,955
Medium Term Notes	89114QAL2	TORONTO-DOMINION BANK	3/2/2015	9/9/2016	0.19	1.12	24,000,000	24,103,620	24,013,022	24,018,960
Medium Term Notes	89236TBU8	TOYOTA MOTOR CREDIT CORP	9/23/2014	9/23/2016	0.00	0.74	5,000,000	5,000,000	5,000,000	5,001,400
Medium Term Notes	89236TBU8	TOYOTA MOTOR CREDIT CORP	12/9/2014	9/23/2016	0.00	0.74	14,150,000	14,145,331	14,149,400	14,153,962
Medium Term Notes	89236TBU8	TOYOTA MOTOR CREDIT CORP	2/11/2015	9/23/2016	0.00	0.74	28,150,000	28,142,963	28,148,998	28,157,882
Medium Term Notes	9612E0DB0	WESTPAC BANKING CORP	10/10/2014	10/7/2016	0.27	0.71	50,000,000	50,000,000	50,000,000	49,999,500
Medium Term Notes	89236TCL7	TOYOTA MOTOR CREDIT CORP	4/14/2015	10/14/2016	0.29	0.73	50,000,000	50,000,000	50,000,000	49,999,500
Medium Term Notes	073928S46	BEAR STEARNS COS LLC	2/10/2016	11/21/2016	0.39	1.04	6,450,000	6,439,745	6,444,854	6,451,806

Investment Inventory

Pooled Fund

Type of Investment	CUSIP	Issuer Name	Settle Date	Maturity Date	Duration	Coupon	Par Value	Book Value	Amortized Book Value	Market Value
Medium Term Notes	36967FAB7	GENERAL ELECTRIC CO	1/9/2015	1/9/2017	0.52	0.91	20,000,000	20,000,000	20,000,000	20,022,600
Medium Term Notes	064159AM8	BANK OF NOVA SCOTIA	10/20/2015	1/12/2017	0.53	2.55	10,000,000	10,185,500	10,080,383	10,081,300
Medium Term Notes	90331HMC4	US BANK NA CINCINNATI	2/11/2016	1/30/2017	0.58	1.10	1,500,000	1,502,567	1,501,241	1,500,735
Medium Term Notes	90331HMC4	US BANK NA CINCINNATI	2/12/2016	1/30/2017	0.58	1.10	8,515,000	8,526,297	8,519,932	8,519,172
Medium Term Notes	90331HMC4	US BANK NA CINCINNATI	6/24/2016	1/30/2017	0.58	1.10	10,000,000	10,056,200	10,011,812	10,004,900
Medium Term Notes	36962G2F0	GENERAL ELECTRIC CO	4/8/2015	2/15/2017	0.62	0.80	3,791,000	3,789,138	3,790,372	3,793,123
Medium Term Notes	36962G2F0	GENERAL ELECTRIC CO	4/1/2015	2/15/2017	0.62	0.80	4,948,000	4,942,755	4,946,249	4,950,771
Medium Term Notes	89236TCC7	TOYOTA MOTOR CREDIT CORP	4/14/2015	2/16/2017	0.63	0.82	10,000,000	10,006,300	10,002,150	10,000,900
Medium Term Notes	89236TCC7	TOYOTA MOTOR CREDIT CORP	2/20/2015	2/16/2017	0.63	0.82	50,000,000	50,000,000	50,000,000	50,004,500
Medium Term Notes	91159HHD5	US BANCORP	2/3/2016	5/15/2017	0.87	1.65	3,090,000	3,111,908	3,104,918	3,104,801
Medium Term Notes	459200JD4	IBM CORP	2/19/2016	8/18/2017	1.13	1.08	25,000,000	25,000,000	25,000,000	25,085,000
Medium Term Notes	459200GJ4	IBM CORP	3/22/2016	9/14/2017	1.17	5.70	1,325,000	1,417,057	1,398,505	1,399,717
Medium Term Notes	911312AP1	UNITED PARCEL SERVICE	1/28/2016	10/1/2017	1.24	1.13	2,000,000	2,003,780	2,002,823	2,008,200
Medium Term Notes	459200HK0	IBM CORP	5/6/2016	2/8/2018	1.59	1.25	11,450,000	11,554,602	11,513,553	11,520,990
Medium Term Notes	89236TCY9	TOYOTA MOTOR CREDIT CORP	4/8/2016	4/6/2018	1.75	1.01	45,000,000	45,000,000	45,000,000	45,043,200
Subtotals					0.37	1.44	\$ 670,676,000	\$ 673,989,672	\$ 671,013,348	\$ 671,178,412
Money Market Funds	09248U718	BLACKROCK LIQUIDITY FUNDS T-FI	6/30/2016	7/1/2016	0.00	0.22	\$ 5,005,734	\$ 5,005,734	\$ 5,005,734	\$ 5,005,734
Money Market Funds	31607A703	FIDELITY INSTITUTIONAL MONEY M	6/30/2016	7/1/2016	0.00	0.30	375,234,619	375,234,619	375,234,619	375,234,619
Money Market Funds	61747C707	MORGAN STANLEY INSTITUTIONAL	6/30/2016	7/1/2016	0.00	0.26	175,209,704	175,209,704	175,209,704	175,209,704
Subtotals					0.00	0.28	\$ 555,450,057	\$ 555,450,057	\$ 555,450,057	\$ 555,450,057
Supranationals	45818KYV8	INTER-AMERICAN DEVELOPMENT E	3/29/2016	7/1/2016	0.00	0.00	\$ 50,000,000	\$ 49,954,306	\$ 49,954,306	\$ 50,000,000
Supranationals	45818KYV8	INTER-AMERICAN DEVELOPMENT E	3/31/2016	7/1/2016	0.00	0.00	50,000,000	49,959,111	49,959,111	50,000,000
Supranationals	459516A67	INTERNATIONAL FINANCE CORP	5/9/2016	8/3/2016	0.09	0.00	25,000,000	24,976,111	24,976,111	24,993,176
Supranationals	459058ER0	INTL BK RECON & DEVELOP	10/7/2015	10/5/2018	2.24	1.00	25,000,000	24,957,500	24,967,911	25,110,500
Subtotals					0.39	0.17	\$ 150,000,000	\$ 149,847,028	\$ 149,857,439	\$ 150,103,676
Grand Totals					1.00	0.78	\$ 7,762,194,057	\$ 7,769,651,093	\$ 7,762,296,376	\$ 7,770,811,151

Monthly Investment Earnings

Pooled Fund

For month ended June 30, 2016

Type of Investment	CUSIP	Issuer Name	Par Value	Coupon	YTM ¹	Settle Date	Maturity Date	Earned Interest	Amort. Expense	Realized Gain/(Loss)	Earned Income /Net Earnings
U.S. Treasuries	912828WQ9	US TSY NT	\$ -	0.50	0.39	3/15/16	6/30/16	\$ 9,959	\$ (2,117)	\$ -	\$ 7,841
U.S. Treasuries	912828RJ1	US TSY NT	75,000,000	1.00	1.05	10/11/11	9/30/16	61,475	2,807	-	64,282
U.S. Treasuries	912828RM4	US TSY NT	25,000,000	1.00	0.74	12/26/13	10/31/16	20,380	(5,296)	-	15,084
U.S. Treasuries	912828RX0	US TSY NT	25,000,000	0.88	0.67	2/25/14	12/31/16	18,022	(4,197)	-	13,825
U.S. Treasuries	912828SJ0	US TSY NT	25,000,000	0.88	1.21	3/21/12	2/28/17	17,833	6,655	-	24,488
U.S. Treasuries	912828SJ0	US TSY NT	25,000,000	0.88	1.21	3/21/12	2/28/17	17,833	6,655	-	24,488
U.S. Treasuries	912828SJ0	US TSY NT	75,000,000	0.88	0.94	3/14/12	2/28/17	53,499	3,783	-	57,282
U.S. Treasuries	912828SM3	US TSY NT	50,000,000	1.00	1.07	4/4/12	3/31/17	40,984	2,701	-	43,685
U.S. Treasuries	912828TM2	US TSY NT	100,000,000	0.63	0.96	12/15/15	8/31/17	50,951	27,188	-	78,139
U.S. Treasuries	912828M72	US TSY NT	50,000,000	0.88	1.00	12/17/15	11/30/17	35,861	4,924	-	40,785
U.S. Treasuries	912828M72	US TSY NT	50,000,000	0.88	1.00	12/17/15	11/30/17	35,861	5,088	-	40,949
Subtotals			\$ 500,000,000					\$ 362,657	\$ 48,190	\$ -	\$ 410,847
Federal Agencies	3130A5VB2	FEDERAL HOME LOAN BANK	\$ -	0.34	0.45	2/1/16	6/1/16	\$ -	\$ -	\$ -	\$ -
Federal Agencies	3133EDB35	FEDERAL FARM CREDIT BANK	-	0.47	0.66	1/15/14	6/2/16	651	10	-	661
Federal Agencies	313384XR5	FED HOME LN DISCOUNT NT	-	0.00	0.39	3/7/16	6/3/16	325	-	-	325
Federal Agencies	313384XR5	FED HOME LN DISCOUNT NT	-	0.00	0.40	3/7/16	6/3/16	307	-	-	307
Federal Agencies	31315PB73	FARMER MAC	-	0.90	0.90	2/9/12	6/9/16	2,000	-	-	2,000
Federal Agencies	313373SZ6	FEDERAL HOME LOAN BANK	-	2.13	0.39	10/23/14	6/10/16	14,875	(11,937)	-	2,938
Federal Agencies	313771AA5	FEDERAL HOME LOAN BK IL	-	5.63	0.65	5/20/13	6/13/16	31,734	(27,299)	-	4,436
Federal Agencies	313771AA5	FEDERAL HOME LOAN BK IL	-	5.63	0.77	5/30/13	6/13/16	26,616	(22,315)	-	4,301
Federal Agencies	313771AA5	FEDERAL HOME LOAN BK IL	-	5.63	0.62	9/4/14	6/13/16	16,163	(14,087)	-	2,075
Federal Agencies	313771AA5	FEDERAL HOME LOAN BK IL	-	5.63	0.51	8/31/15	6/13/16	133,125	(118,565)	-	14,560
Federal Agencies	313771AA5	FEDERAL HOME LOAN BK IL	-	5.63	0.70	12/11/15	6/13/16	7,875	(6,756)	-	1,119
Federal Agencies	313384YD5	FED HOME LN DISCOUNT NT	-	0.00	0.39	3/1/16	6/15/16	3,792	-	-	3,792
Federal Agencies	313384YD5	FED HOME LN DISCOUNT NT	-	0.00	0.38	3/9/16	6/15/16	5,911	-	-	5,911
Federal Agencies	313384YD5	FED HOME LN DISCOUNT NT	-	0.00	0.39	3/15/16	6/15/16	3,743	-	-	3,743
Federal Agencies	313384YD5	FED HOME LN DISCOUNT NT	-	0.00	0.39	3/15/16	6/15/16	3,743	-	-	3,743
Federal Agencies	313384YD5	FED HOME LN DISCOUNT NT	-	0.00	0.33	3/17/16	6/15/16	3,208	-	-	3,208
Federal Agencies	313384YF0	FED HOME LN DISCOUNT NT	-	0.00	0.37	3/18/16	6/17/16	4,111	-	-	4,111
Federal Agencies	313384YF0	FED HOME LN DISCOUNT NT	-	0.00	0.37	3/18/16	6/17/16	4,111	-	-	4,111
Federal Agencies	3133EDDP4	FEDERAL FARM CREDIT BANK	-	0.52	0.44	2/11/14	6/17/16	11,556	(1,158)	-	10,398
Federal Agencies	3130A1BK3	FEDERAL HOME LOAN BANK	-	0.50	0.50	3/24/14	6/24/16	7,986	-	-	7,986
Federal Agencies	313384YN3	FED HOME LN DISCOUNT NT	-	0.00	0.36	3/28/16	6/24/16	5,750	-	-	5,750
Federal Agencies	313384YS2	FED HOME LN DISCOUNT NT	-	0.00	0.39	3/15/16	6/28/16	5,119	-	-	5,119
Federal Agencies	313384YS2	FED HOME LN DISCOUNT NT	-	0.00	0.31	4/6/16	6/28/16	6,282	-	-	6,282
Federal Agencies	3134G32M1	FREDDIE MAC	-	1.00	1.00	12/28/12	6/28/16	37,500	-	-	37,500
Federal Agencies	3130A76J9	FEDERAL HOME LOAN BANK	-	0.44	0.33	4/8/16	6/30/16	3,544	(894)	-	2,650
Federal Agencies	313384YU7	FED HOME LN DISCOUNT NT	-	0.00	0.36	3/28/16	6/30/16	14,500	-	-	14,500
Federal Agencies	313384YU7	FED HOME LN DISCOUNT NT	-	0.00	0.36	3/28/16	6/30/16	14,500	-	-	14,500
Federal Agencies	313384YU7	FED HOME LN DISCOUNT NT	-	0.00	0.32	4/11/16	6/30/16	6,444	-	-	6,444
Federal Agencies	313384YU7	FED HOME LN DISCOUNT NT	-	0.00	0.32	4/11/16	6/30/16	6,444	-	-	6,444
Federal Agencies	313384YV5	FED HOME LN DISCOUNT NT	25,000,000	0.00	0.34	4/4/16	7/1/16	7,083	-	-	7,083
Federal Agencies	313384YV5	FED HOME LN DISCOUNT NT	50,000,000	0.00	0.34	4/1/16	7/1/16	14,125	-	-	14,125
Federal Agencies	313384YV5	FED HOME LN DISCOUNT NT	50,000,000	0.00	0.30	4/7/16	7/1/16	12,500	-	-	12,500
Federal Agencies	313384YV5	FED HOME LN DISCOUNT NT	100,000,000	0.00	0.30	4/15/16	7/1/16	24,583	-	-	24,583
Federal Agencies	313588YV1	FANNIE DISCOUNT NOTE	22,009,000	0.00	0.39	2/19/16	7/1/16	7,153	-	-	7,153
Federal Agencies	3135G0XP3	FANNIE MAE	-	0.38	0.59	3/25/14	7/5/16	3,646	(236,822)	251,947	18,770
Federal Agencies	31315PA25	FARMER MAC	11,900,000	2.00	0.62	3/26/13	7/27/16	19,833	(13,302)	-	6,531
Federal Agencies	31315PA25	FARMER MAC	14,100,000	2.00	0.63	3/26/13	7/27/16	23,500	(15,633)	-	7,867

Monthly Investment Earnings

Pooled Fund

Type of Investment	CUSIP	Issuer Name	Par Value	Coupon	YTM ¹	Settle Date	Maturity Date	Earned Interest	Amort. Expense	Realized Gain/(Loss)	Earned Income /Net Earnings
Federal Agencies	31315PA25	FARMER MAC	15,000,000	2.00	2.09	7/27/11	7/27/16	25,000	1,071	-	26,071
Federal Agencies	31315PA25	FARMER MAC	20,000,000	2.00	0.61	3/26/14	7/27/16	33,333	(22,600)	-	10,733
Federal Agencies	313384B57	FED HOME LN DISCOUNT NT	-	0.00	0.34	5/10/16	8/10/16	1,983	-	1,575	3,558
Federal Agencies	3137EACW7	FREDDIE MAC	7,369,000	2.00	0.61	12/3/15	8/25/16	12,282	(8,377)	-	3,904
Federal Agencies	3135G0YE7	FANNIE MAE	50,000,000	0.63	0.52	3/17/14	8/26/16	26,042	(4,191)	-	21,850
Federal Agencies	31315PQB8	FARMER MAC	7,000,000	1.50	0.70	10/29/13	9/1/16	8,750	(4,516)	-	4,234
Federal Agencies	3130A6BD8	FEDERAL HOME LOAN BANK	15,000,000	0.51	0.35	6/30/16	9/9/16	213	(63)	-	149
Federal Agencies	313370TW8	FEDERAL HOME LOAN BANK	-	2.00	0.55	11/5/14	9/9/16	19,444	563,887	(570,125)	13,206
Federal Agencies	313370TW8	FEDERAL HOME LOAN BANK	25,000,000	2.00	1.39	10/11/11	9/9/16	41,667	(12,157)	-	29,510
Federal Agencies	3133EDH21	FEDERAL FARM CREDIT BANK	-	0.45	0.49	3/14/14	9/14/16	5,049	(5,655)	16,688	16,082
Federal Agencies	3134G4XW3	FREDDIE MAC	25,000,000	0.60	0.60	3/26/14	9/26/16	12,500	-	-	12,500
Federal Agencies	3130A7KH7	FEDERAL HOME LOAN BANK	5,495,000	0.53	0.42	5/4/16	9/29/16	2,427	(499)	-	1,928
Federal Agencies	313384H85	FED HOME LN DISCOUNT NT	-	0.00	0.49	6/1/16	9/30/16	4,764	-	6,093	10,857
Federal Agencies	313381UB5	FEDERAL HOME LOAN BANK	5,000,000	1.13	0.51	10/23/14	10/11/16	4,708	(2,512)	-	2,197
Federal Agencies	3133EDJA1	FEDERAL FARM CREDIT BANK	25,000,000	0.47	0.54	4/11/14	10/11/16	9,672	205	-	9,877
Federal Agencies	3130A3CE2	FEDERAL HOME LOAN BANK	40,000,000	0.63	0.58	11/3/14	10/14/16	20,833	(1,350)	-	19,483
Federal Agencies	3137EADS5	FREDDIE MAC	25,000,000	0.88	0.57	3/3/14	10/14/16	18,229	(6,284)	-	11,945
Federal Agencies	313384L31	FED HOME LN DISCOUNT NT	25,000,000	0.00	0.45	4/20/16	10/19/16	9,375	-	-	9,375
Federal Agencies	3130A6PZ4	FEDERAL HOME LOAN BANK	5,950,000	0.40	0.76	1/7/16	10/28/16	1,983	1,755	-	3,738
Federal Agencies	3130A3J70	FEDERAL HOME LOAN BANK	7,015,000	0.63	0.66	11/18/15	11/23/16	3,654	199	-	3,852
Federal Agencies	3130A3J70	FEDERAL HOME LOAN BANK	25,000,000	0.63	0.64	11/17/14	11/23/16	13,021	407	-	13,428
Federal Agencies	313381GA7	FEDERAL HOME LOAN BANK	23,100,000	0.57	0.57	11/30/12	11/30/16	10,973	(90)	-	10,882
Federal Agencies	313371PV2	FEDERAL HOME LOAN BANK	6,545,000	1.63	0.48	5/11/16	12/9/16	8,863	(6,116)	-	2,747
Federal Agencies	313371PV2	FEDERAL HOME LOAN BANK	25,000,000	1.63	0.64	11/6/14	12/9/16	33,854	(20,144)	-	13,710
Federal Agencies	313371PV2	FEDERAL HOME LOAN BANK	25,000,000	1.63	0.65	12/4/14	12/9/16	33,854	(19,840)	-	14,014
Federal Agencies	313371PV2	FEDERAL HOME LOAN BANK	25,000,000	1.63	0.72	12/12/14	12/9/16	33,854	(18,441)	-	15,413
Federal Agencies	313384T58	FED HOME LN DISCOUNT NT	24,625,000	0.00	0.48	6/21/16	12/16/16	3,283	-	-	3,283
Federal Agencies	3133XHZK1	FEDERAL HOME LOAN BANK	33,850,000	4.75	0.48	5/11/16	12/16/16	133,990	(117,812)	-	16,178
Federal Agencies	3130A12F4	FEDERAL HOME LOAN BANK	20,500,000	0.70	0.70	3/19/14	12/19/16	11,958	61	-	12,019
Federal Agencies	3134G5VG7	FREDDIE MAC	50,000,000	0.78	0.78	12/29/14	12/29/16	32,500	-	-	32,500
Federal Agencies	3134G33C2	FREDDIE MAC	50,000,000	0.60	0.60	1/3/13	1/3/17	25,000	-	-	25,000
Federal Agencies	3133ECB37	FEDERAL FARM CREDIT BANK	14,000,000	0.58	0.58	12/20/12	1/12/17	6,767	-	-	6,767
Federal Agencies	31315PWW5	FARMER MAC	49,500,000	1.01	1.02	5/4/12	1/17/17	41,663	432	-	42,094
Federal Agencies	3130A7T62	FEDERAL HOME LOAN BANK	9,000,000	0.55	0.56	4/20/16	1/18/17	4,125	49	-	4,174
Federal Agencies	3133EDRD6	FEDERAL FARM CREDIT BANK	50,000,000	0.43	0.49	12/12/14	1/30/17	17,652	715	-	18,367
Federal Agencies	3133786Q9	FEDERAL HOME LOAN BANK	67,780,000	1.00	0.72	1/10/13	2/13/17	56,483	(15,380)	-	41,103
Federal Agencies	3133EDFW7	FEDERAL FARM CREDIT BANK	50,000,000	0.51	0.51	2/27/14	2/27/17	21,049	-	-	21,049
Federal Agencies	3130A8D83	FEDERAL HOME LOAN BANK	25,000,000	0.49	0.49	6/2/16	3/2/17	9,848	-	-	9,848
Federal Agencies	3133782N0	FEDERAL HOME LOAN BANK	15,000,000	0.88	0.93	12/29/15	3/10/17	10,938	628	-	11,566
Federal Agencies	3133782N0	FEDERAL HOME LOAN BANK	22,185,000	0.88	0.72	6/2/16	3/10/17	15,637	(2,777)	-	12,861
Federal Agencies	3133782N0	FEDERAL HOME LOAN BANK	50,000,000	0.88	0.82	12/15/14	3/10/17	36,458	(2,151)	-	34,308
Federal Agencies	3133EDP30	FEDERAL FARM CREDIT BANK	26,000,000	0.49	0.44	10/3/14	3/24/17	10,515	(311)	-	10,204
Federal Agencies	3133EDZW5	FEDERAL FARM CREDIT BANK	25,000,000	0.48	0.48	10/29/14	3/29/17	9,890	9	-	9,899
Federal Agencies	31315PTQ2	FARMER MAC	12,500,000	1.26	1.36	4/10/12	4/10/17	13,125	998	-	14,123
Federal Agencies	3133ECLL6	FEDERAL FARM CREDIT BANK	10,000,000	0.60	0.60	4/17/13	4/17/17	5,000	-	-	5,000
Federal Agencies	31315PUQ0	FARMER MAC	10,500,000	1.13	1.13	4/26/12	4/26/17	9,844	-	-	9,844
Federal Agencies	3137EADF3	FREDDIE MAC	25,000,000	1.25	1.14	5/14/12	5/12/17	26,042	(2,188)	-	23,854
Federal Agencies	31315PZQ5	FARMER MAC	9,000,000	1.11	0.80	12/28/12	6/5/17	8,325	(2,262)	-	6,063
Federal Agencies	313379FW4	FEDERAL HOME LOAN BANK	12,000,000	1.00	0.93	12/19/14	6/9/17	10,000	(690)	-	9,310
Federal Agencies	313379FW4	FEDERAL HOME LOAN BANK	20,600,000	1.00	1.02	12/29/15	6/9/17	17,167	339	-	17,506
Federal Agencies	3130A3SL9	FEDERAL HOME LOAN BANK	25,000,000	0.95	1.02	12/30/14	6/15/17	19,792	1,345	-	21,136

Monthly Investment Earnings

Pooled Fund

Type of Investment	CUSIP	Issuer Name	Par Value	Coupon	YTM ¹	Settle Date	Maturity Date	Earned Interest	Amort. Expense	Realized Gain/(Loss)	Earned Income /Net Earnings
Federal Agencies	3133EAUW6	FEDERAL FARM CREDIT BANK	50,000,000	0.61	0.61	6/19/12	6/19/17	24,986	-	-	24,986
Federal Agencies	3133EEGH7	FEDERAL FARM CREDIT BANK	8,400,000	0.93	0.94	12/26/14	6/26/17	6,510	88	-	6,510
Federal Agencies	3137EADH9	FREDDIE MAC	15,000,000	1.00	0.78	5/25/16	6/29/17	12,500	(2,689)	-	9,811
Federal Agencies	3137EADH9	FREDDIE MAC	25,000,000	1.00	1.10	3/25/14	6/29/17	20,833	1,998	-	22,831
Federal Agencies	3134G5W50	FREDDIE MAC	50,000,000	1.00	1.00	12/30/14	6/30/17	41,667	-	-	41,667
Federal Agencies	3130A8L35	FEDERAL HOME LOAN BANK	25,000,000	0.75	0.75	6/24/16	7/20/17	3,646	-	-	3,646
Federal Agencies	3133ECV92	FEDERAL FARM CREDIT BANK	50,000,000	0.49	0.49	7/24/13	7/24/17	20,221	-	-	20,221
Federal Agencies	3133ECVG6	FEDERAL FARM CREDIT BANK	23,520,000	0.64	0.64	8/5/13	7/26/17	12,463	-	-	12,463
Federal Agencies	3135G0F24	FANNIE MAE	25,000,000	0.45	0.47	9/16/15	8/16/17	9,341	208	-	9,549
Federal Agencies	3133EEFX3	FEDERAL FARM CREDIT BANK	50,000,000	0.50	0.50	12/23/14	8/23/17	20,628	-	-	20,628
Federal Agencies	3137EADL0	FREDDIE MAC	25,000,000	1.00	1.22	3/25/14	9/29/17	20,833	4,482	-	25,315
Federal Agencies	3135G0F57	FANNIE MAE	25,000,000	0.47	0.50	10/5/15	10/5/17	9,780	314	-	10,094
Federal Agencies	3134G7M81	FREDDIE MAC	36,010,000	0.88	0.91	2/3/16	10/6/17	26,257	884	-	27,141
Federal Agencies	3133EEMH0	FEDERAL FARM CREDIT BANK	50,000,000	0.48	0.48	9/25/15	10/19/17	11,811	(24)	-	11,787
Federal Agencies	3130A6LZ8	FEDERAL HOME LOAN BANK	25,000,000	0.63	0.82	4/28/16	10/26/17	13,021	3,874	-	16,894
Federal Agencies	3133EEBR0	FEDERAL FARM CREDIT BANK	25,000,000	0.48	0.51	11/18/14	11/13/17	9,835	308	-	10,143
Federal Agencies	3133EEJ76	FEDERAL FARM CREDIT BANK	25,000,000	0.51	0.54	8/20/15	11/13/17	10,661	313	-	10,973
Federal Agencies	3134G44F2	FREDDIE MAC	50,000,000	0.80	0.80	5/21/13	11/21/17	33,333	-	-	33,333
Federal Agencies	3130A3HF4	FEDERAL HOME LOAN BANK	25,000,000	1.13	1.19	12/22/14	12/8/17	23,438	1,234	-	24,671
Federal Agencies	3137EADX4	FREDDIE MAC	25,000,000	1.00	1.06	12/11/15	12/15/17	20,833	1,265	-	22,099
Federal Agencies	3133EEFE5	FEDERAL FARM CREDIT BANK	50,000,000	1.13	1.18	12/19/14	12/18/17	46,875	2,342	-	49,217
Federal Agencies	3133EEMH0	FEDERAL FARM CREDIT BANK	4,000,000	0.52	0.53	5/27/15	2/2/18	1,726	16	-	1,742
Federal Agencies	3133EEMH0	FEDERAL FARM CREDIT BANK	35,000,000	0.52	0.56	2/2/15	2/2/18	15,104	578	-	15,682
Federal Agencies	3133EEAN0	FEDERAL FARM CREDIT BANK	25,000,000	0.50	0.50	11/5/14	2/5/18	10,405	-	-	10,405
Federal Agencies	3133EEAN0	FEDERAL FARM CREDIT BANK	25,000,000	0.50	0.52	11/5/14	2/5/18	10,405	208	-	10,613
Federal Agencies	3133EEAN0	FEDERAL FARM CREDIT BANK	50,000,000	0.50	0.52	11/5/14	2/5/18	20,810	415	-	21,225
Federal Agencies	3133EFNK9	FEDERAL FARM CREDIT BANK	25,000,000	0.53	0.54	11/9/15	2/9/18	10,906	207	-	11,113
Federal Agencies	3133EEN71	FEDERAL FARM CREDIT BANK	50,000,000	0.48	0.49	5/22/15	3/22/18	19,980	217	-	20,197
Federal Agencies	3133EEQ86	FEDERAL FARM CREDIT BANK	50,000,000	0.50	0.53	5/27/15	3/26/18	19,958	624	-	20,582
Federal Agencies	3133EEQ86	FEDERAL FARM CREDIT BANK	50,000,000	0.50	0.53	5/29/15	3/26/18	19,958	625	-	20,583
Federal Agencies	3133EFWG8	FEDERAL FARM CREDIT BANK	25,000,000	0.61	0.62	1/26/16	3/26/18	12,619	106	-	12,725
Federal Agencies	3133EEZC7	FEDERAL FARM CREDIT BANK	50,000,000	0.49	0.50	4/16/15	4/16/18	20,349	207	-	20,556
Federal Agencies	31331KJB7	FEDERAL FARM CREDIT BANK	14,230,000	3.00	0.94	2/2/16	4/25/18	35,575	(23,844)	-	11,731
Federal Agencies	3130A6Z42	FEDERAL HOME LOAN BANK	9,100,000	1.25	1.25	1/27/16	4/27/18	9,479	-	-	9,479
Federal Agencies	3133EEU40	FEDERAL FARM CREDIT BANK	69,000,000	0.51	0.51	6/3/15	5/3/18	29,181	144	-	29,325
Federal Agencies	3135G0WJ8	FANNIE MAE	25,000,000	0.88	1.05	5/23/13	5/21/18	18,229	3,512	-	21,741
Federal Agencies	3134G9ET0	FREDDIE MAC	7,000,000	1.00	1.00	5/25/16	5/25/18	5,833	-	-	5,833
Federal Agencies	3134G9GG6	FREDDIE MAC	50,000,000	0.80	0.80	5/25/16	5/25/18	33,333	-	-	33,333
Federal Agencies	3134G9HC4	FREDDIE MAC	10,000,000	1.00	1.03	5/25/16	5/25/18	8,333	205	-	8,539
Federal Agencies	3133EFCT2	FEDERAL FARM CREDIT BANK	25,000,000	0.50	0.50	9/8/15	6/8/18	10,411	-	-	10,411
Federal Agencies	3133EFCT2	FEDERAL FARM CREDIT BANK	50,000,000	0.50	0.50	9/8/15	6/8/18	20,823	-	-	20,823
Federal Agencies	3133EEW48	FEDERAL FARM CREDIT BANK	50,000,000	0.49	0.50	6/11/15	6/11/18	20,385	109	-	20,495
Federal Agencies	3133EFSH1	FEDERAL FARM CREDIT BANK	25,000,000	1.17	1.25	12/18/15	6/14/18	24,375	1,576	-	25,951
Federal Agencies	3133EGGC3	FEDERAL FARM CREDIT BANK	25,000,000	0.57	0.57	6/20/16	6/20/18	4,339	-	-	4,339
Federal Agencies	3134G9RZ2	FREDDIE MAC	8,950,000	0.80	0.80	6/22/16	6/22/18	1,790	-	-	1,790
Federal Agencies	3134G9UY1	FREDDIE MAC	25,000,000	1.00	1.00	6/29/16	6/29/18	1,389	-	-	1,389
Federal Agencies	3134G9UY1	FREDDIE MAC	25,000,000	1.00	1.00	6/29/16	6/29/18	1,389	-	-	1,389
Federal Agencies	3133EGBQ7	FEDERAL FARM CREDIT BANK	25,000,000	0.58	0.58	5/19/16	7/19/18	11,926	-	-	11,926
Federal Agencies	3133EGBQ7	FEDERAL FARM CREDIT BANK	25,000,000	0.58	0.58	5/19/16	7/19/18	11,926	-	-	11,926
Federal Agencies	3136G2NZ6	FANNIE MAE	25,000,000	0.75	0.75	9/30/15	9/28/18	15,625	-	-	15,625
Federal Agencies	3136G2NZ6	FANNIE MAE	25,000,000	0.75	0.75	9/30/15	9/28/18	15,625	-	-	15,625

Monthly Investment Earnings

Pooled Fund

Type of Investment	CUSIP	Issuer Name	Par Value	Coupon	YTM ¹	Settle Date	Maturity Date	Earned Interest	Amort. Expense	Realized Gain/(Loss)	Earned Income /Net Earnings
Federal Agencies	3133EGFK6	FEDERAL FARM CREDIT BANK	25,000,000	0.58	0.58	6/17/16	10/17/18	5,600	-	-	5,600
Federal Agencies	3133EGFK6	FEDERAL FARM CREDIT BANK	25,000,000	0.58	0.58	6/17/16	10/17/18	5,600	-	-	5,600
Federal Agencies	3134G73D1	FREDDIE MAC	50,000,000	0.75	0.75	10/29/15	10/29/18	31,250	-	-	31,250
Federal Agencies	3134G82B4	FREDDIE MAC	25,000,000	0.75	0.75	11/23/15	11/23/18	15,625	-	-	15,625
Federal Agencies	3134G85Z8	FREDDIE MAC	-	0.88	0.88	12/4/15	12/4/18	5,469	-	-	5,469
Federal Agencies	3134G8AT6	FREDDIE MAC	-	1.00	1.00	12/11/15	12/11/18	6,944	-	-	6,944
Federal Agencies	3134G8CS6	FREDDIE MAC	-	0.63	0.63	12/28/15	12/28/18	11,719	-	-	11,719
Federal Agencies	3136G2C39	FANNIE MAE	15,000,000	1.63	1.63	12/30/14	12/28/18	20,313	-	-	20,313
Federal Agencies	3133EGDM4	FEDERAL FARM CREDIT BANK	25,000,000	0.63	0.63	6/2/16	1/2/19	12,664	-	-	12,664
Federal Agencies	3132X0EK3	FARMER MAC	25,000,000	0.74	0.74	1/25/16	1/25/19	15,377	-	-	15,377
Federal Agencies	3134G8GD5	FREDDIE MAC	25,000,000	1.00	1.00	1/29/16	1/29/19	20,833	-	-	20,833
Federal Agencies	3134G8H69	FREDDIE MAC	19,000,000	1.00	1.01	1/29/16	1/29/19	15,833	104	-	15,937
Federal Agencies	3133EGBU8	FEDERAL FARM CREDIT BANK	50,000,000	0.63	0.63	5/25/16	2/25/19	25,936	-	-	25,936
Federal Agencies	3134G8K81	FREDDIE MAC	5,500,000	1.00	1.00	2/26/16	2/26/19	4,583	-	-	4,583
Federal Agencies	3134G8K81	FREDDIE MAC	12,500,000	1.00	1.00	2/26/16	2/26/19	10,417	-	-	10,417
Federal Agencies	3134G8LN7	FREDDIE MAC	25,000,000	0.75	0.75	2/26/16	2/26/19	15,625	-	-	15,625
Federal Agencies	3136G2XK8	FANNIE MAE	25,000,000	0.75	0.75	2/26/16	2/26/19	15,625	-	-	15,625
Federal Agencies	3136G2Y68	FANNIE MAE	15,935,000	0.75	0.77	2/26/16	2/26/19	9,959	218	-	10,177
Federal Agencies	3132X0ED9	FARMER MAC	40,000,000	0.72	0.72	1/19/16	3/19/19	23,423	-	-	23,423
Federal Agencies	3136G3FC4	FANNIE MAE	6,250,000	1.00	1.00	3/29/16	3/29/19	5,208	-	-	5,208
Federal Agencies	3134G8VT3	FREDDIE MAC	14,560,000	0.80	0.80	5/23/16	4/25/19	9,707	20	-	9,727
Federal Agencies	3134G9DB0	FREDDIE MAC	10,000,000	0.75	0.75	4/29/16	4/29/19	6,250	-	-	6,250
Federal Agencies	3134G9DB0	FREDDIE MAC	50,000,000	0.75	0.75	4/29/16	4/29/19	31,250	-	-	31,250
Federal Agencies	3136G3QP3	FANNIE MAE	10,000,000	1.25	1.25	5/24/16	5/24/19	10,417	-	-	10,417
Federal Agencies	3134G9LF2	FREDDIE MAC	75,000,000	0.75	0.75	6/7/16	6/7/19	37,500	-	-	37,500
Federal Agencies	3136G3NK7	FANNIE MAE	25,000,000	0.75	0.76	6/7/16	6/7/19	12,500	82	-	12,582
Federal Agencies	3136G3NM3	FANNIE MAE	50,000,000	0.75	0.75	6/7/16	6/7/19	25,000	-	-	25,000
Federal Agencies	3134G9QN0	FREDDIE MAC	12,500,000	0.88	0.88	6/14/16	6/14/19	5,165	-	-	5,165
Federal Agencies	3134G9QP5	FREDDIE MAC	11,500,000	1.00	1.00	6/14/16	6/14/19	5,431	-	-	5,431
Federal Agencies	3134G9QW0	FREDDIE MAC	50,000,000	1.28	1.28	6/14/16	6/14/19	30,222	-	-	30,222
Federal Agencies	3133EGED3	FEDERAL FARM CREDIT BANK	25,000,000	0.63	0.63	6/9/16	8/9/19	9,637	-	-	9,637
Federal Agencies	3133EGED3	FEDERAL FARM CREDIT BANK	25,000,000	0.63	0.63	6/9/16	8/9/19	9,637	-	-	9,637
Federal Agencies	3134G9GS0	FREDDIE MAC	25,000,000	1.25	1.25	5/26/16	8/26/19	26,042	-	-	26,042
Federal Agencies	3134G8TG4	FREDDIE MAC	15,000,000	1.50	1.50	4/11/16	10/11/19	18,750	-	-	18,750
Federal Agencies	3136G3LV5	FANNIE MAE	8,950,000	1.35	1.35	5/26/16	11/26/19	10,069	-	-	10,069
Federal Agencies	3132X0AT8	FARMER MAC	41,000,000	0.61	0.61	6/5/15	6/2/20	20,768	-	-	20,768
Federal Agencies	3136G3TG0	FANNIE MAE	15,000,000	1.15	1.15	6/30/16	6/30/20	479	-	-	479
Federal Agencies	3134G7U33	FREDDIE MAC	8,000,000	1.50	1.50	10/29/15	10/29/20	10,000	-	-	10,000
Federal Agencies	3134G7U90	FREDDIE MAC	10,000,000	1.55	1.55	10/29/15	10/29/20	12,917	-	-	12,917
Federal Agencies	3136G2QT7	FANNIE MAE	25,000,000	1.50	1.50	10/29/15	10/29/20	31,250	-	-	31,250
Federal Agencies	3133EFTX5	FEDERAL FARM CREDIT BANK	100,000,000	0.78	0.78	12/24/15	12/24/20	64,609	-	-	64,609
Subtotals			\$4,003,428,000					\$ 2,954,980	\$ (173,134)	\$ (293,822)	\$ 2,488,024

Monthly Investment Earnings

Pooled Fund

Type of Investment	CUSIP	Issuer Name	Par Value	Coupon	YTM ¹	Settle Date	Maturity Date	Earned Interest	Amort. Expense	Realized Gain/(Loss)	Earned Income /Net Earnings
State/Local Agencies	91411SGE4	UNIVERSITY OF CALIFORNIA	\$ 30,800,000	0.00	0.44	5/20/16	7/14/16	\$ 11,293	\$ -	\$ -	\$ 11,293
State/Local Agencies	612574DR1	MONTEREY PENINSULA CA CMNTY	2,670,000	0.98	0.98	5/7/13	8/1/16	2,185	-	-	2,185
State/Local Agencies	13063CPM6	CALIFORNIA ST	44,000,000	0.75	0.69	12/9/14	11/1/16	27,500	(2,000)	-	25,500
State/Local Agencies	91412GL45	UNIV OF CALIFORNIA CA REVENUE	5,505,000	0.65	0.65	6/30/16	5/15/17	99	-	-	99
State/Local Agencies	91412GUU7	UNIV OF CALIFORNIA CA REVENUE	3,250,000	1.22	1.22	4/10/14	5/15/17	3,310	-	-	3,310
State/Local Agencies	13063CFC9	CALIFORNIA ST	16,500,000	1.75	1.66	11/5/13	11/1/17	24,063	(1,213)	-	22,850
State/Local Agencies	13063CPN4	CALIFORNIA ST	5,000,000	1.25	1.22	12/22/14	11/1/17	5,208	(131)	-	5,078
State/Local Agencies	13063CPN4	CALIFORNIA ST	50,000,000	1.25	1.17	11/25/14	11/1/17	52,083	(3,400)	-	48,683
State/Local Agencies	91412GL52	UNIV OF CALIFORNIA CA REVENUE	2,470,000	0.99	0.99	6/30/16	5/5/18	68	-	-	68
State/Local Agencies	91412GL60	UNIV OF CALIFORNIA CA REVENUE	2,000,000	1.23	1.23	6/30/16	5/15/19	68	-	-	68
State/Local Agencies	91412GSB2	UNIV OF CALIFORNIA CA REVENUE	4,180,000	1.80	1.57	10/5/15	7/1/19	6,256	(757)	-	5,499
State/Local Agencies	91412GSB2	UNIV OF CALIFORNIA CA REVENUE	16,325,000	1.80	1.56	10/2/15	7/1/19	24,433	(2,997)	-	21,437
State/Local Agencies	6055804W6	MISSISSIPPI ST	8,500,000	6.09	1.38	4/23/15	10/1/19	43,130	(31,767)	-	11,364
Subtotals			\$ 191,200,000					\$ 199,697	\$ (42,264)	\$ -	\$ 157,434
Public Time Deposits	PP0OBERR6	UMPQUA BANK	\$ -	0.61	0.61	6/29/15	6/29/16	\$ 113	\$ -	\$ -	\$ 113
Public Time Deposits	PP6J1O5Z6	IND & COMM BK OF CHINA	240,000	0.72	0.72	8/10/15	8/10/16	142	-	-	142
Public Time Deposits	PP5Z1EJS4	MISSION NATIONAL BK SF	240,000	0.86	0.86	2/19/16	2/21/17	169	-	-	169
Public Time Deposits	PP600XGA1	TRANS-PAC NATIONAL BK	240,000	1.05	1.05	3/21/16	3/21/17	201	-	-	201
Public Time Deposits	PPF00EG62	BANK OF SAN FRANCISCO	240,000	0.89	0.89	4/11/16	4/11/17	178	-	-	178
Public Time Deposits	PPQJ03J86	PREFERRED BANK LA CALIF	240,000	0.85	0.85	5/16/16	5/16/17	170	-	-	170
Public Time Deposits	PP7C0E3S1	UMPQUA BANK	240,000	0.79	0.79	6/29/16	6/29/17	16	-	-	16
Subtotals			\$ 1,440,000					\$ 989	\$ -	\$ -	\$ 989
Negotiable CDs	78009NVT0	ROYAL BANK OF CANADA NY	\$ 25,000,000	0.68	0.68	8/7/15	8/8/16	\$ 14,057	\$ -	\$ -	\$ 14,057
Negotiable CDs	06366CWA2	BANK OF MONTREAL CHICAGO	25,000,000	0.69	0.69	2/12/15	8/12/16	14,232	-	-	14,232
Negotiable CDs	06427E3U3	BANK OF MONTREAL CHICAGO	25,000,000	0.64	0.64	6/28/16	9/21/16	1,333	-	-	1,333
Negotiable CDs	06366CA32	BANK OF MONTREAL CHICAGO	25,000,000	0.71	0.71	3/31/15	9/23/16	14,689	-	-	14,689
Negotiable CDs	06366CA32	BANK OF MONTREAL CHICAGO	50,000,000	0.71	0.71	3/31/15	9/23/16	29,378	-	-	29,378
Negotiable CDs	06417HUW4	BANK OF NOVA SCOTIA HOUS	50,000,000	0.84	0.84	9/25/14	9/23/16	34,550	-	-	34,550
Negotiable CDs	06366CC48	BANK OF MONTREAL CHICAGO	50,000,000	0.72	0.72	4/7/15	10/7/16	29,970	-	-	29,970
Negotiable CDs	06417HVR4	BANK OF NOVA SCOTIA HOUS	50,000,000	0.83	0.83	10/7/14	10/7/16	34,442	-	-	34,442
Negotiable CDs	78009NB96	ROYAL BANK OF CANADA NY	25,000,000	0.85	0.85	4/20/16	10/17/16	17,604	-	-	17,604
Negotiable CDs	89113EE69	TORONTO DOMINION BANK NY	25,000,000	0.88	0.88	10/16/15	10/17/16	18,393	-	-	18,393
Negotiable CDs	89113EL79	TORONTO DOMINION BANK NY	25,000,000	1.00	0.97	2/12/16	11/8/16	20,833	(569)	-	20,264
Negotiable CDs	78009NXP6	ROYAL BANK OF CANADA NY	50,000,000	1.02	1.02	12/3/15	12/2/16	42,252	-	-	42,252
Negotiable CDs	89113EU20	TORONTO DOMINION BANK NY	50,000,000	1.01	1.01	12/7/15	12/7/16	41,785	-	-	41,785
Negotiable CDs	78009NSX5	ROYAL BANK OF CANADA NY	100,000,000	0.83	0.83	12/15/14	12/15/16	68,650	-	-	68,650
Negotiable CDs	96121TH27	WESTPAC BANKING CORP NY	50,000,000	0.92	0.92	12/22/15	12/28/16	38,497	-	-	38,497
Negotiable CDs	96121TH27	WESTPAC BANKING CORP NY	50,000,000	0.92	0.92	12/22/15	12/28/16	38,497	-	-	38,497
Negotiable CDs	78009NB54	ROYAL BANK OF CANADA NY	50,000,000	0.96	0.96	4/8/16	1/4/17	40,000	-	-	40,000
Negotiable CDs	78009NVD1	ROYAL BANK OF CANADA NY	25,000,000	0.96	0.96	1/25/16	1/25/17	19,937	-	-	19,937
Negotiable CDs	06427EM65	BANK OF MONTREAL CHICAGO	25,000,000	0.88	0.88	4/29/16	2/1/17	18,299	-	-	18,299
Negotiable CDs	89113E2G0	TORONTO DOMINION BANK NY	50,000,000	0.96	0.96	1/11/16	2/1/17	39,860	-	-	39,860
Negotiable CDs	96121TK64	WESTPAC BANKING CORP NY	50,000,000	1.02	1.02	2/4/16	2/3/17	42,500	-	-	42,500
Negotiable CDs	89113WAL0	TORONTO DOMINION BANK NY	40,000,000	1.00	1.00	5/11/16	2/15/17	33,333	-	-	33,333
Negotiable CDs	06417HE36	BANK OF NOVA SCOTIA HOUS	25,000,000	0.93	0.93	2/23/15	2/23/17	19,456	-	-	19,456
Negotiable CDs	06417HE36	BANK OF NOVA SCOTIA HOUS	25,000,000	0.93	0.93	2/23/15	2/23/17	19,456	-	-	19,456
Negotiable CDs	06427EX55	BANK OF MONTREAL CHICAGO	25,000,000	1.03	1.03	6/8/16	3/6/17	16,451	-	-	16,451
Negotiable CDs	78009NZW9	ROYAL BANK OF CANADA NY	50,000,000	0.96	0.96	3/10/16	3/10/17	39,712	-	-	39,712

Monthly Investment Earnings

Pooled Fund

Type of Investment	CUSIP	Issuer Name	Par Value	Coupon	YTM ¹	Settle Date	Maturity Date	Earned Interest	Amort. Expense	Realized Gain/(Loss)	Earned Income /Net Earnings
Negotiable CDs	06427EDJ7	BANK OF MONTREAL CHICAGO	25,000,000	0.85	0.85	9/17/15	3/17/17	17,492	-	-	17,492
Negotiable CDs	89113EC79	TORONTO DOMINION BANK NY	50,000,000	0.87	0.87	10/2/15	3/28/17	36,644	-	-	36,644
Negotiable CDs	89113E5Z5	TORONTO DOMINION BANK NY	25,000,000	1.10	1.10	4/8/16	4/12/17	22,917	-	-	22,917
Negotiable CDs	06417HUR5	BANK OF NOVA SCOTIA HOUS	50,000,000	0.91	0.91	9/25/14	9/25/17	37,560	-	-	37,560
Negotiable CDs	06427EK91	BANK OF MONTREAL CHICAGO	50,000,000	1.17	1.17	4/25/16	10/25/17	48,624	-	-	48,624
Subtotals			\$ 1,240,000,000					\$ 911,404	\$ (569)	\$ -	\$ 910,834
Commercial Paper	06538BF73	BANK TOKYO-MIT UFJ NY	\$ -	0.00	0.40	5/27/16	6/7/16	\$ 3,333	\$ -	\$ -	\$ 3,333
Commercial Paper	36960LF75	GENERAL ELECTRIC CO	-	0.00	0.31	5/27/16	6/7/16	2,583	-	-	2,583
Commercial Paper	06538BFE8	BANK TOKYO-MIT UFJ NY	-	0.00	0.40	6/7/16	6/14/16	3,889	-	-	3,889
Commercial Paper	06538BFF5	BANK TOKYO-MIT UFJ NY	-	0.00	0.56	3/29/16	6/15/16	5,444	-	-	5,444
Commercial Paper	89233GFF8	TOYOTA MOTOR CREDIT CORP	-	0.00	0.47	3/29/16	6/15/16	4,569	-	-	4,569
Commercial Paper	89233GFF8	TOYOTA MOTOR CREDIT CORP	-	0.00	0.46	3/30/16	6/15/16	4,472	-	-	4,472
Commercial Paper	36960LFT7	GENERAL ELECTRIC CO	-	0.00	0.46	4/20/16	6/27/16	14,950	-	-	14,950
Commercial Paper	45920FFW3	IBM CORP	-	0.00	0.44	4/19/16	6/30/16	5,033	-	-	5,033
Commercial Paper	06538BG15	BANK TOKYO-MIT UFJ NY	25,000,000	0.00	0.71	3/1/16	7/1/16	14,792	-	-	14,792
Commercial Paper	06538BG15	BANK TOKYO-MIT UFJ NY	50,000,000	0.00	0.71	2/29/16	7/1/16	29,583	-	-	29,583
Commercial Paper	06538BGR8	BANK TOKYO-MIT UFJ NY	50,000,000	0.00	0.83	1/28/16	7/25/16	34,583	-	-	34,583
Commercial Paper	06538BGV9	BANK TOKYO-MIT UFJ NY	50,000,000	0.00	0.84	1/29/16	7/29/16	35,000	-	-	35,000
Commercial Paper	06538BH89	BANK TOKYO-MIT UFJ NY	50,000,000	0.00	0.84	2/8/16	8/8/16	35,000	-	-	35,000
Commercial Paper	59515MHQ1	MICROSOFT CORP	30,000,000	0.00	0.50	6/3/16	8/24/16	11,667	-	-	11,667
Commercial Paper	06538BKH5	BANK TOKYO-MIT UFJ NY	30,000,000	0.00	0.89	4/19/16	10/17/16	22,250	-	-	22,250
Commercial Paper	06538BKX0	BANK TOKYO-MIT UFJ NY	25,000,000	0.00	0.90	5/3/16	10/31/16	18,750	-	-	18,750
Commercial Paper	06538BKX0	BANK TOKYO-MIT UFJ NY	25,000,000	0.00	0.90	5/4/16	10/31/16	18,750	-	-	18,750
Commercial Paper	06538BMF7	BANK TOKYO-MIT UFJ NY	40,000,000	0.00	0.94	6/20/16	12/15/16	11,489	-	-	11,489
Commercial Paper	89233GQ33	TOYOTA MOTOR CREDIT CORP	25,000,000	0.00	1.02	6/6/16	3/3/17	17,535	-	-	17,535
Commercial Paper	89233GQ66	TOYOTA MOTOR CREDIT CORP	25,000,000	0.00	1.01	6/9/16	3/6/17	15,278	-	-	15,278
Commercial Paper	89233GQ74	TOYOTA MOTOR CREDIT CORP	25,000,000	0.00	1.01	6/10/16	3/7/17	14,583	-	-	14,583
Subtotals			\$ 450,000,000					\$ 323,534	\$ -	\$ -	\$ 323,534
Medium Term Notes	46625HJA9	JPMORGAN CHASE & CO	\$ 1,755,000	3.15	0.79	11/24/15	7/5/16	\$ 4,607	\$ (3,387)	\$ -	\$ 1,220
Medium Term Notes	46625HJA9	JPMORGAN CHASE & CO	4,513,000	3.15	0.81	11/27/15	7/5/16	11,847	(8,638)	-	3,209
Medium Term Notes	46625HJA9	JPMORGAN CHASE & CO	11,400,000	3.15	0.72	11/3/15	7/5/16	29,925	(22,726)	-	7,199
Medium Term Notes	46625HJA9	JPMORGAN CHASE & CO	22,203,000	3.15	0.72	10/30/15	7/5/16	58,283	(44,005)	-	14,278
Medium Term Notes	46625HJA9	JPMORGAN CHASE & CO	33,893,000	3.15	0.82	12/1/15	7/5/16	88,969	(64,522)	-	24,447
Medium Term Notes	46625HJA9	JPMORGAN CHASE & CO	50,000,000	3.15	0.91	12/14/15	7/5/16	131,250	(91,324)	-	39,926
Medium Term Notes	36962G6Z2	GENERAL ELECTRIC CO	30,740,000	1.50	0.65	7/22/15	7/12/16	38,425	(21,294)	-	17,132
Medium Term Notes	36962G7A6	GENERAL ELECTRIC CO	18,194,000	1.28	-1.55	4/1/15	7/12/16	19,419	(8,364)	-	11,055
Medium Term Notes	36962G7A6	GENERAL ELECTRIC CO	27,651,000	1.28	-1.61	3/23/15	7/12/16	29,513	(12,743)	-	16,770
Medium Term Notes	06366RPR0	BANK OF MONTREAL	5,760,000	1.30	0.83	12/18/15	7/15/16	6,240	(2,205)	-	4,035
Medium Term Notes	06366RPS8	BANK OF MONTREAL	35,000,000	1.15	-0.29	7/31/15	7/15/16	33,494	(10,890)	-	22,604
Medium Term Notes	064159CQ7	BANK OF NOVA SCOTIA	16,483,000	1.38	0.78	2/13/15	7/15/16	18,887	(8,038)	-	10,849
Medium Term Notes	742718DV8	PROCTER & GAMBLE CO	9,785,000	1.45	0.46	11/9/15	8/15/16	11,824	(7,957)	-	3,866
Medium Term Notes	89114QAL2	TORONTO-DOMINION BANK	18,930,000	1.12	-0.66	12/15/14	9/9/16	17,528	(4,076)	-	13,453
Medium Term Notes	89114QAL2	TORONTO-DOMINION BANK	24,000,000	1.12	-0.57	3/2/15	9/9/16	22,223	(5,581)	-	16,642
Medium Term Notes	89236TBU8	TOYOTA MOTOR CREDIT CORP	5,000,000	0.74	0.74	9/23/14	9/23/16	3,038	-	-	3,038
Medium Term Notes	89236TBU8	TOYOTA MOTOR CREDIT CORP	14,150,000	0.74	0.87	12/9/14	9/23/16	8,598	214	-	8,813
Medium Term Notes	89236TBU8	TOYOTA MOTOR CREDIT CORP	28,150,000	0.74	0.84	2/11/15	9/23/16	17,106	358	-	17,464
Medium Term Notes	89236TBV6	TOYOTA MOTOR CREDIT CORP	-	0.61	0.61	9/25/14	9/23/16	9,711	-	-	9,711
Medium Term Notes	9612E0DB0	WESTPAC BANKING CORP	50,000,000	0.71	0.71	10/10/14	10/7/16	29,553	-	-	29,553
Medium Term Notes	89236TCL7	TOYOTA MOTOR CREDIT CORP	50,000,000	0.73	0.73	4/14/15	10/14/16	30,400	-	-	30,400

Monthly Investment Earnings Pooled Fund

Type of Investment	CUSIP	Issuer Name	Par Value	Coupon	YTM ¹	Settle Date	Maturity Date	Earned Interest	Amort. Expense	Realized Gain/(Loss)	Earned Income /Net Earnings
Medium Term Notes	073928S46	BEAR STEARNS COS LLC	6,450,000	1.04	1.36	2/10/16	11/21/16	5,611	1,080	-	6,690
Medium Term Notes	36967FAB7	GENERAL ELECTRIC CO	20,000,000	0.91	0.91	1/9/15	1/9/17	15,147	-	-	15,147
Medium Term Notes	064159AM8	BANK OF NOVA SCOTIA	10,000,000	2.55	1.03	10/20/15	1/12/17	21,250	(12,367)	-	8,883
Medium Term Notes	90331HMC4	US BANK NA CINCINNATI	1,500,000	1.10	0.96	2/11/16	1/30/17	1,375	(175)	-	1,200
Medium Term Notes	90331HMC4	US BANK NA CINCINNATI	8,515,000	1.10	1.00	2/12/16	1/30/17	7,805	(695)	-	7,111
Medium Term Notes	90331HMC4	US BANK NA CINCINNATI	10,000,000	1.10	0.90	6/24/16	1/30/17	2,139	(388)	-	1,751
Medium Term Notes	36962G2F0	GENERAL ELECTRIC CO	3,791,000	0.80	0.86	4/8/15	2/15/17	2,515	82	-	2,597
Medium Term Notes	36962G2F0	GENERAL ELECTRIC CO	4,948,000	0.80	0.94	4/1/15	2/15/17	3,283	229	-	3,512
Medium Term Notes	89236TCC7	TOYOTA MOTOR CREDIT CORP	10,000,000	0.82	0.73	4/14/15	2/16/17	6,801	(280)	-	6,520
Medium Term Notes	89236TCC7	TOYOTA MOTOR CREDIT CORP	50,000,000	0.82	0.82	2/20/15	2/16/17	34,004	-	-	34,004
Medium Term Notes	91159HHD5	US BANCORP	3,090,000	1.65	1.09	2/3/16	5/15/17	4,249	(1,407)	-	2,841
Medium Term Notes	459200JD4	IBM CORP	25,000,000	1.08	1.08	2/19/16	8/18/17	22,419	-	-	22,419
Medium Term Notes	459200GJ4	IBM CORP	1,325,000	5.70	1.04	3/22/16	9/14/17	6,294	(5,012)	-	1,282
Medium Term Notes	911312AP1	UNITED PARCEL SERVICE	2,000,000	1.13	1.01	1/28/16	10/1/17	1,875	(185)	-	1,690
Medium Term Notes	459200HK0	IBM CORP	11,450,000	1.25	0.90	5/6/16	2/8/18	11,927	(3,248)	-	8,679
Medium Term Notes	89236TCY9	TOYOTA MOTOR CREDIT CORP	45,000,000	1.01	1.01	4/8/16	4/6/18	37,898	-	-	37,898
Subtotals			\$ 670,676,000					\$ 805,429	\$ (337,542)	\$ -	\$ 467,887
Money Market Funds	09248U718	BLACKROCK LIQUIDITY FUNDS T-F	\$ 5,005,734	0.22	0.22	6/30/16	7/1/16	\$ 924	\$ -	\$ -	\$ 924
Money Market Funds	31607A703	FIDELITY INSTITUTIONAL MONEY M	375,234,619	0.30	0.30	6/30/16	7/1/16	63,527	-	-	63,527
Money Market Funds	61747C707	MORGAN STANLEY INSTITUTIONAL	175,209,704	0.26	0.26	6/30/16	7/1/16	12,858	-	-	12,858
Subtotals			\$ 555,450,057					\$ 77,309	\$ -	\$ -	\$ 77,309
Supranationals	459516YD6	INTERNATIONAL FINANCE CORP	\$ -	0.00	0.32	4/7/16	6/15/16	\$ 6,222	\$ -	\$ -	\$ 6,222
Supranationals	459516YD6	INTERNATIONAL FINANCE CORP	-	0.00	0.32	4/12/16	6/15/16	3,111	-	-	3,111
Supranationals	459052YN0	INTL BK RECON & DEVELOP	-	0.00	0.41	3/29/16	6/24/16	2,619	-	-	2,619
Supranationals	459052YR1	INTL BK RECON & DEVELOP	-	0.00	0.30	6/24/16	6/27/16	750	-	-	750
Supranationals	45818KYV8	INTER-AMERICAN DEVELOPMENT	50,000,000	0.00	0.35	3/29/16	7/1/16	14,583	-	-	14,583
Supranationals	45818KYV8	INTER-AMERICAN DEVELOPMENT	50,000,000	0.00	0.32	3/31/16	7/1/16	13,333	-	-	13,333
Supranationals	459516A67	INTERNATIONAL FINANCE CORP	25,000,000	0.00	0.40	5/9/16	8/3/16	8,333	-	-	8,333
Supranationals	459058ER0	INTL BK RECON & DEVELOP	25,000,000	1.00	1.07	10/7/15	10/5/18	20,833	1,165	-	21,999
Subtotals			\$ 150,000,000					\$ 69,786	\$ 1,165	\$ -	\$ 70,952
Grand Totals			\$ 7,762,194,057					\$ 5,705,786	\$ (504,154)	\$ (293,822)	\$ 4,907,810

¹Yield to maturity is calculated at purchase

Investment Transactions

Pooled Fund

For month ended June 30, 2016

Transaction	Settle Date	Maturity	Type of Investment	Issuer Name	CUSIP	Par Value	Coupon	YTM	Price	Interest	Transaction
Purchase	6/1/2016	7/1/2016	Money Market Funds	BLACKROCK LIQUIDITY FUND	09248U718	\$ 894	0.21	0.21	\$ 100.00	\$ -	\$ 894
Purchase	6/1/2016	9/30/2016	Federal Agencies	FED HOME LN DISCOUNT NT	313384H85	25,000,000	0.00	0.49	99.84	-	24,958,826
Purchase	6/2/2016	3/2/2017	Federal Agencies	FEDERAL HOME LOAN BANK	3130A8D83	25,000,000	0.49	0.49	100.00	-	25,000,000
Purchase	6/2/2016	3/10/2017	Federal Agencies	FEDERAL HOME LOAN BANK	3133782N0	22,185,000	0.88	0.72	100.12	44,216	22,256,119
Purchase	6/2/2016	1/2/2019	Federal Agencies	FEDERAL FARM CREDIT BANK	3133EGDM4	25,000,000	0.61	0.61	100.00	-	25,000,000
Purchase	6/3/2016	8/24/2016	Commercial Paper	MICROSOFT CORP	59515MHQ1	30,000,000	0.00	0.50	99.89	-	29,965,833
Purchase	6/6/2016	3/3/2017	Commercial Paper	TOYOTA MOTOR CREDIT CORP	89233GQ33	25,000,000	0.00	1.02	99.24	-	24,810,625
Purchase	6/7/2016	6/14/2016	Commercial Paper	BANK TOKYO-MIT UFJ NY	06538BFE8	50,000,000	0.00	0.40	99.99	-	49,996,111
Purchase	6/7/2016	6/7/2019	Federal Agencies	FREDDIE MAC	3134G9LF2	75,000,000	0.75	0.75	100.00	-	75,000,000
Purchase	6/7/2016	6/7/2019	Federal Agencies	FANNIE MAE	3136G3NK7	25,000,000	0.75	0.76	99.99	-	24,996,250
Purchase	6/7/2016	6/7/2019	Federal Agencies	FANNIE MAE	3136G3NM3	50,000,000	0.75	0.75	100.00	-	50,000,000
Purchase	6/8/2016	3/6/2017	Negotiable CDs	BANK OF MONTREAL CHICAGO	06427EX55	25,000,000	1.03	1.03	100.00	-	25,000,000
Purchase	6/9/2016	8/9/2019	Federal Agencies	FEDERAL FARM CREDIT BANK	3133EGED3	25,000,000	0.65	0.65	100.00	-	25,000,000
Purchase	6/9/2016	8/9/2019	Federal Agencies	FEDERAL FARM CREDIT BANK	3133EGED3	25,000,000	0.65	0.65	100.00	-	25,000,000
Purchase	6/9/2016	3/6/2017	Commercial Paper	TOYOTA MOTOR CREDIT CORP	89233GQ66	25,000,000	0.00	1.01	99.25	-	24,812,500
Purchase	6/10/2016	3/7/2017	Commercial Paper	TOYOTA MOTOR CREDIT CORP	89233GQ74	25,000,000	0.00	1.01	99.25	-	24,812,500
Purchase	6/13/2016	7/1/2016	Money Market Funds	FIDELITY INSTITUTIONAL M	31607A703	75,000,000	0.30	0.30	100.00	-	75,000,000
Purchase	6/13/2016	7/1/2016	Money Market Funds	MORGAN STANLEY INSTITUTI	61747C707	50,000,000	0.26	0.26	100.00	-	50,000,000
Purchase	6/14/2016	6/14/2019	Federal Agencies	FREDDIE MAC	3134G9QN0	12,500,000	0.88	0.88	100.00	-	12,500,000
Purchase	6/14/2016	6/14/2019	Federal Agencies	FREDDIE MAC	3134G9QP5	11,500,000	1.00	1.00	100.00	-	11,500,000
Purchase	6/14/2016	6/14/2019	Federal Agencies	FREDDIE MAC	3134G9QW0	50,000,000	1.28	1.28	100.00	-	50,000,000
Purchase	6/16/2016	7/1/2016	Money Market Funds	FIDELITY INSTITUTIONAL M	31607A703	100,000,000	0.30	0.30	100.00	-	100,000,000
Purchase	6/16/2016	7/1/2016	Money Market Funds	MORGAN STANLEY INSTITUTI	61747C707	50,000,000	0.26	0.26	100.00	-	50,000,000
Purchase	6/17/2016	10/17/2018	Federal Agencies	FEDERAL FARM CREDIT BANK	3133EGFK6	25,000,000	0.58	0.58	100.00	-	25,000,000
Purchase	6/17/2016	10/17/2018	Federal Agencies	FEDERAL FARM CREDIT BANK	3133EGFK6	25,000,000	0.58	0.58	100.00	-	25,000,000
Purchase	6/20/2016	12/15/2016	Commercial Paper	BANK TOKYO-MIT UFJ NY	06538BMF7	40,000,000	0.00	0.94	99.54	-	39,814,089
Purchase	6/20/2016	6/20/2018	Federal Agencies	FEDERAL FARM CREDIT BANK	3133EGGC3	25,000,000	0.57	0.57	100.00	-	25,000,000
Purchase	6/21/2016	12/16/2016	Federal Agencies	FED HOME LN DISCOUNT NT	313384T58	24,625,000	0.00	0.48	99.76	-	24,566,557
Purchase	6/22/2016	6/22/2018	Federal Agencies	FREDDIE MAC	3134G9RZ2	8,950,000	0.80	0.80	100.00	-	8,950,000
Purchase	6/24/2016	7/20/2017	Federal Agencies	FEDERAL HOME LOAN BANK	3130A8L35	25,000,000	0.75	0.75	100.00	-	25,000,000
Purchase	6/24/2016	6/27/2016	Supranationals	INTL BK RECON & DEVELOP	459052YR1	30,000,000	0.00	0.30	100.00	-	29,999,250
Purchase	6/24/2016	1/30/2017	Medium Term Notes	US BANK NA CINCINNATI	90331HMC4	10,000,000	1.10	0.90	100.12	44,000	10,056,200
Purchase	6/28/2016	9/21/2016	Negotiable CDs	BANK OF MONTREAL CHICAGO	06427E3U3	25,000,000	0.64	0.64	100.00	-	25,000,000
Purchase	6/28/2016	7/1/2016	Money Market Funds	FIDELITY INSTITUTIONAL M	31607A703	50,000,000	0.30	0.30	100.00	-	50,000,000
Purchase	6/28/2016	7/1/2016	Money Market Funds	MORGAN STANLEY INSTITUTI	61747C707	50,000,000	0.26	0.26	100.00	-	50,000,000
Purchase	6/29/2016	6/29/2018	Federal Agencies	FREDDIE MAC	3134G9UY1	25,000,000	1.00	1.00	100.00	-	25,000,000
Purchase	6/29/2016	6/29/2018	Federal Agencies	FREDDIE MAC	3134G9UY1	25,000,000	1.00	1.00	100.00	-	25,000,000
Purchase	6/29/2016	6/29/2017	Public Time Deposits	UMPQUA BANK	PP7C0E3S1	240,000	0.79	0.79	100.00	-	240,000
Purchase	6/30/2016	9/9/2016	Federal Agencies	FEDERAL HOME LOAN BANK	3130A6BD8	15,000,000	0.51	0.35	100.03	23,588	15,028,088
Purchase	6/30/2016	6/30/2020	Federal Agencies	FANNIE MAE	3136G3TG0	15,000,000	1.15	1.15	100.00	-	15,000,000
Purchase	6/30/2016	7/1/2016	Money Market Funds	FIDELITY INSTITUTIONAL M	31607A703	63,527	0.30	0.30	100.00	-	63,527
Purchase	6/30/2016	7/1/2016	Money Market Funds	FIDELITY INSTITUTIONAL M	31607A703	50,000,000	0.30	0.30	100.00	-	50,000,000
Purchase	6/30/2016	7/1/2016	Money Market Funds	MORGAN STANLEY INSTITUTI	61747C707	12,858	0.26	0.26	100.00	-	12,858
Purchase	6/30/2016	7/1/2016	Money Market Funds	MORGAN STANLEY INSTITUTI	61747C707	50,000,000	0.26	0.26	100.00	-	50,000,000
Purchase	6/30/2016	5/15/2017	State/Local Agencies	UNIV OF CALIFORNIA CA RE	91412GL45	5,505,000	0.65	0.65	100.00	-	5,505,000
Purchase	6/30/2016	5/5/2018	State/Local Agencies	UNIV OF CALIFORNIA CA RE	91412GL52	2,470,000	0.99	0.99	100.00	-	2,470,000
Purchase	6/30/2016	5/15/2019	State/Local Agencies	UNIV OF CALIFORNIA CA RE	91412GL60	2,000,000	1.23	1.23	100.00	-	2,000,000
Subtotals						\$1,355,052,279	0.46	0.58	\$ 99.94	\$ 111,803	\$1,354,315,227
Sale	6/1/2016	7/1/2016	Money Market Funds	MORGAN STANLEY INSTITUTI	61747C707	\$ 50,000,000	0.25	0.25	\$ 100.00	\$ -	\$ 50,000,000
Sale	6/2/2016	7/1/2016	Money Market Funds	FIDELITY INSTITUTIONAL M	31607A703	50,000,000	0.30	0.30	100.00	-	50,000,000
Sale	6/7/2016	7/1/2016	Money Market Funds	FIDELITY INSTITUTIONAL M	31607A703	50,000,000	0.30	0.30	100.00	-	50,000,000

Investment Transactions

Pooled Fund

Transaction	Settle Date	Maturity	Type of Investment	Issuer Name	CUSIP	Par Value	Coupon	YTM	Price	Interest	Transaction
Sale	6/8/2016	8/10/2016	Federal Agencies	FED HOME LN DISCOUNT NT	313384B57	30,000,000	0.00	0.34	99.95		29,983,725
Sale	6/8/2016	7/5/2016	Federal Agencies	FANNIE MAE	3135G0XP3	50,000,000	0.38	0.59	100.01	79,688	50,084,735
Sale	6/9/2016	9/14/2016	Federal Agencies	FEDERAL FARM CREDIT BANK	3133EDH21	50,000,000	0.45	0.49	100.02	16,411	50,026,711
Sale	6/13/2016	9/23/2016	Medium Term Notes	TOYOTA MOTOR CREDIT CORP	89236TBV6	47,500,000	0.61	0.61	100.00	66,408	47,566,408
Sale	6/15/2016	9/9/2016	Federal Agencies	FEDERAL HOME LOAN BANK	313370TW8	25,000,000	2.00	0.55	100.37	133,333	25,225,333
Sale	6/15/2016	9/30/2016	Federal Agencies	FED HOME LN DISCOUNT NT	313384H85	25,000,000	0.00	0.49	99.88		24,969,683
Sale	6/15/2016	7/1/2016	Money Market Funds	FIDELITY INSTITUTIONAL M	31607A703	100,000,000	0.30	0.30	100.00	-	100,000,000
Sale	6/15/2016	7/1/2016	Money Market Funds	MORGAN STANLEY INSTITUTI	61747C707	50,000,000	0.26	0.26	100.00	-	50,000,000
Subtotals						\$ 527,500,000	0.39	0.39	\$ 100.01	\$ 295,839	\$ 527,856,594
Call	6/4/2016	12/4/2018	Federal Agencies	FREDDIE MAC	3134G85Z8	\$ 75,000,000	0.88	0.88	100.00	\$ -	\$ 75,000,000
Call	6/11/2016	12/11/2018	Federal Agencies	FREDDIE MAC	3134G8AT6	25,000,000	1.00	1.00	100.00	-	25,000,000
Call	6/28/2016	12/28/2018	Federal Agencies	FREDDIE MAC	3134G8CS6	25,000,000	0.63	0.63	100.00	-	25,000,000
Subtotals						\$ 125,000,000	0.85	0.85	\$ -	\$ -	\$ 125,000,000
Maturity	6/1/2016	6/1/2016	Federal Agencies	FEDERAL HOME LOAN BANK	3130A5VB2	\$ 2,000,000	0.34	0.45	100.00	\$ 3,400	\$ 2,003,400
Maturity	6/2/2016	6/2/2016	Federal Agencies	FEDERAL FARM CREDIT BANK	3133EDB35	50,000,000	0.47	0.66	100.00	20,184	50,020,184
Maturity	6/3/2016	6/3/2016	Federal Agencies	FED HOME LN DISCOUNT NT	313384XR5	14,000,000	0.00	0.40	100.00		14,000,000
Maturity	6/3/2016	6/3/2016	Federal Agencies	FED HOME LN DISCOUNT NT	313384XR5	15,000,000	0.00	0.39	100.00		15,000,000
Maturity	6/7/2016	6/7/2016	Commercial Paper	BANK TOKYO-MIT UFJ NY	06538BF73	50,000,000	0.00	0.40	100.00		50,000,000
Maturity	6/7/2016	6/7/2016	Commercial Paper	GENERAL ELECTRIC CO	36960LF75	50,000,000	0.00	0.31	100.00		50,000,000
Maturity	6/9/2016	6/9/2016	Federal Agencies	FARMER MAC	31315PB73	10,000,000	0.90	0.90	100.00	45,000	10,045,000
Maturity	6/10/2016	6/10/2016	Federal Agencies	FEDERAL HOME LOAN BANK	313373SZ6	28,000,000	2.13	0.39	100.00	297,500	28,297,500
Maturity	6/13/2016	6/13/2016	Federal Agencies	FEDERAL HOME LOAN BK IL	313771AA5	4,200,000	5.63	0.70	100.00	118,125	4,318,125
Maturity	6/13/2016	6/13/2016	Federal Agencies	FEDERAL HOME LOAN BK IL	313771AA5	8,620,000	5.63	0.62	100.00	242,438	8,862,438
Maturity	6/13/2016	6/13/2016	Federal Agencies	FEDERAL HOME LOAN BK IL	313771AA5	14,195,000	5.63	0.77	100.00	399,234	14,594,234
Maturity	6/13/2016	6/13/2016	Federal Agencies	FEDERAL HOME LOAN BK IL	313771AA5	16,925,000	5.63	0.65	100.00	476,016	17,401,016
Maturity	6/13/2016	6/13/2016	Federal Agencies	FEDERAL HOME LOAN BK IL	313771AA5	71,000,000	5.63	0.51	100.00	1,996,875	72,996,875
Maturity	6/14/2016	6/14/2016	Commercial Paper	BANK TOKYO-MIT UFJ NY	06538BFE8	50,000,000	0.00	0.40	100.00		50,000,000
Maturity	6/15/2016	6/15/2016	Commercial Paper	BANK TOKYO-MIT UFJ NY	06538BFF5	25,000,000	0.00	0.56	100.00		25,000,000
Maturity	6/15/2016	6/15/2016	Federal Agencies	FED HOME LN DISCOUNT NT	313384YD5	25,000,000	0.00	0.39	100.00		25,000,000
Maturity	6/15/2016	6/15/2016	Federal Agencies	FED HOME LN DISCOUNT NT	313384YD5	25,000,000	0.00	0.39	100.00		25,000,000
Maturity	6/15/2016	6/15/2016	Federal Agencies	FED HOME LN DISCOUNT NT	313384YD5	25,000,000	0.00	0.39	100.00		25,000,000
Maturity	6/15/2016	6/15/2016	Federal Agencies	FED HOME LN DISCOUNT NT	313384YD5	25,000,000	0.00	0.33	100.00		25,000,000
Maturity	6/15/2016	6/15/2016	Federal Agencies	FED HOME LN DISCOUNT NT	313384YD5	40,000,000	0.00	0.38	100.00		40,000,000
Maturity	6/15/2016	6/15/2016	Supranationals	INTERNATIONAL FINANCE CO	459516YD6	25,000,000	0.00	0.32	100.00		25,000,000
Maturity	6/15/2016	6/15/2016	Supranationals	INTERNATIONAL FINANCE CO	459516YD6	50,000,000	0.00	0.32	100.00		50,000,000
Maturity	6/15/2016	6/15/2016	Commercial Paper	TOYOTA MOTOR CREDIT CORP	89233GFF8	25,000,000	0.00	0.47	100.00		25,000,000
Maturity	6/15/2016	6/15/2016	Commercial Paper	TOYOTA MOTOR CREDIT CORP	89233GFF8	25,000,000	0.00	0.46	100.00		25,000,000
Maturity	6/17/2016	6/17/2016	Federal Agencies	FED HOME LN DISCOUNT NT	313384YF0	25,000,000	0.00	0.37	100.00		25,000,000
Maturity	6/17/2016	6/17/2016	Federal Agencies	FED HOME LN DISCOUNT NT	313384YF0	25,000,000	0.00	0.37	100.00		25,000,000
Maturity	6/17/2016	6/17/2016	Federal Agencies	FEDERAL FARM CREDIT BANK	3133EDDP4	50,000,000	0.52	0.44	100.00	130,000	50,130,000
Maturity	6/24/2016	6/24/2016	Federal Agencies	FEDERAL HOME LOAN BANK	3130A1BK3	25,000,000	0.50	0.50	100.00	31,250	25,031,250
Maturity	6/24/2016	6/24/2016	Federal Agencies	FED HOME LN DISCOUNT NT	313384YN3	25,000,000	0.00	0.36	100.00		25,000,000
Maturity	6/24/2016	6/24/2016	Supranationals	INTL BK RECON & DEVELOP	459052YN0	10,000,000	0.00	0.41	100.00		10,000,000
Maturity	6/27/2016	6/27/2016	Commercial Paper	GENERAL ELECTRIC CO	36960LFT7	45,000,000	0.00	0.46	100.00		45,000,000
Maturity	6/27/2016	6/27/2016	Supranationals	INTL BK RECON & DEVELOP	459052YR1	30,000,000	0.00	0.30	100.00		30,000,000
Maturity	6/28/2016	6/28/2016	Federal Agencies	FED HOME LN DISCOUNT NT	313384YS2	17,500,000	0.00	0.39	100.00		17,500,000
Maturity	6/28/2016	6/28/2016	Federal Agencies	FED HOME LN DISCOUNT NT	313384YS2	27,021,000	0.00	0.31	100.00		27,021,000
Maturity	6/28/2016	6/28/2016	Federal Agencies	FREDDIE MAC	3134G32M1	50,000,000	1.00	1.00	100.00	250,000	50,250,000
Maturity	6/29/2016	6/29/2016	Public Time Deposits	UMPQUA BANK	PP00BERR6	240,000	0.61	0.61	100.00	354	240,354
Maturity	6/30/2016	6/30/2016	Federal Agencies	FEDERAL HOME LOAN BANK	3130A76J9	10,000,000	0.44	0.33	100.00	18,700	10,018,700
Maturity	6/30/2016	6/30/2016	Federal Agencies	FED HOME LN DISCOUNT NT	313384YU7	25,000,000	0.00	0.32	100.00		25,000,000

Investment Transactions

Pooled Fund

Transaction	Settle Date	Maturity	Type of Investment	Issuer Name	CUSIP	Par Value	Coupon	YTM	Price	Interest	Transaction
Maturity	6/30/2016	6/30/2016	Federal Agencies	FED HOME LN DISCOUNT NT	313384YU7	25,000,000	0.00	0.32	100.00		25,000,000
Maturity	6/30/2016	6/30/2016	Federal Agencies	FED HOME LN DISCOUNT NT	313384YU7	50,000,000	0.00	0.36	100.00		50,000,000
Maturity	6/30/2016	6/30/2016	Federal Agencies	FED HOME LN DISCOUNT NT	313384YU7	50,000,000	0.00	0.36	100.00		50,000,000
Maturity	6/30/2016	6/30/2016	Commercial Paper	IBM CORP	45920FFW3	14,200,000	0.00	0.44	100.00		14,200,000
Maturity	6/30/2016	6/30/2016	U.S. Treasuries	US TSY NT	912828WQ9	25,000,000	0.50	0.39	100.00	62,500	25,062,500
Subtotals						\$1,202,901,000	0.70	0.44	\$ -	\$ 4,091,576	\$1,206,992,576

Interest	6/1/2016	2/1/2017	Negotiable CDs	TORONTO DOMINION BANK NY	89113E2G0	\$ 50,000,000	0.94	0.94	0.00	0.00	\$ 37,813
Interest	6/2/2016	6/2/2020	Federal Agencies	FARMER MAC	3132X0AT8	41,000,000	0.58	0.58	0.00	0.00	20,435
Interest	6/2/2016	2/2/2018	Federal Agencies	FEDERAL FARM CREDIT BANK	3133EEMH0	4,000,000	0.49	0.50	0.00	0.00	1,684
Interest	6/2/2016	2/2/2018	Federal Agencies	FEDERAL FARM CREDIT BANK	3133EEMH0	35,000,000	0.49	0.52	0.00	0.00	14,732
Interest	6/2/2016	12/2/2016	Negotiable CDs	ROYAL BANK OF CANADA NY	78009NXP6	50,000,000	0.96	0.96	0.00	0.00	123,063
Interest	6/3/2016	5/3/2018	Federal Agencies	FEDERAL FARM CREDIT BANK	3133EEU40	69,000,000	0.48	0.48	0.00	0.00	28,449
Interest	6/4/2016	12/4/2018	Federal Agencies	FREDDIE MAC	3134G85Z8	75,000,000	0.88	0.88	0.00	0.00	164,063
Interest	6/5/2016	6/5/2017	Federal Agencies	FARMER MAC	31315PZQ5	9,000,000	1.11	0.80	0.00	0.00	49,950
Interest	6/5/2016	2/5/2018	Federal Agencies	FEDERAL FARM CREDIT BANK	3133EEAN0	25,000,000	0.48	0.48	0.00	0.00	10,245
Interest	6/5/2016	2/5/2018	Federal Agencies	FEDERAL FARM CREDIT BANK	3133EEAN0	25,000,000	0.48	0.49	0.00	0.00	10,245
Interest	6/5/2016	2/5/2018	Federal Agencies	FEDERAL FARM CREDIT BANK	3133EEAN0	50,000,000	0.48	0.49	0.00	0.00	20,490
Interest	6/5/2016	10/5/2017	Federal Agencies	FANNIE MAE	3135G0F57	25,000,000	0.45	0.47	0.00	0.00	9,599
Interest	6/7/2016	10/7/2016	Negotiable CDs	BANK OF MONTREAL CHICAGO	06366CC48	50,000,000	0.70	0.70	0.00	0.00	28,080
Interest	6/7/2016	12/7/2016	Negotiable CDs	TORONTO DOMINION BANK NY	89113EU20	50,000,000	0.97	0.97	0.00	0.00	123,382
Interest	6/7/2016	10/7/2016	Medium Term Notes	WESTPAC BANKING CORP	9612E0DB0	50,000,000	0.69	0.69	0.00	0.00	27,677
Interest	6/8/2016	12/8/2017	Federal Agencies	FEDERAL HOME LOAN BANK	3130A3HF4	25,000,000	1.13	1.19	0.00	0.00	140,625
Interest	6/8/2016	6/8/2018	Federal Agencies	FEDERAL FARM CREDIT BANK	3133EFCT2	25,000,000	0.49	0.49	0.00	0.00	10,595
Interest	6/8/2016	6/8/2018	Federal Agencies	FEDERAL FARM CREDIT BANK	3133EFCT2	50,000,000	0.49	0.49	0.00	0.00	21,190
Interest	6/8/2016	8/8/2016	Negotiable CDs	ROYAL BANK OF CANADA NY	78009NVT0	25,000,000	0.67	0.67	0.00	0.00	13,899
Interest	6/9/2016	12/9/2016	Federal Agencies	FEDERAL HOME LOAN BANK	313371PV2	6,545,000	1.63	0.48	0.00	0.00	53,178
Interest	6/9/2016	12/9/2016	Federal Agencies	FEDERAL HOME LOAN BANK	313371PV2	25,000,000	1.63	0.64	0.00	0.00	203,125
Interest	6/9/2016	12/9/2016	Federal Agencies	FEDERAL HOME LOAN BANK	313371PV2	25,000,000	1.63	0.65	0.00	0.00	203,125
Interest	6/9/2016	12/9/2016	Federal Agencies	FEDERAL HOME LOAN BANK	313371PV2	25,000,000	1.63	0.72	0.00	0.00	203,125
Interest	6/9/2016	6/9/2017	Federal Agencies	FEDERAL HOME LOAN BANK	313379FW4	12,000,000	1.00	0.93	0.00	0.00	60,000
Interest	6/9/2016	6/9/2017	Federal Agencies	FEDERAL HOME LOAN BANK	313379FW4	20,600,000	1.00	1.02	0.00	0.00	103,000
Interest	6/9/2016	2/9/2018	Federal Agencies	FEDERAL FARM CREDIT BANK	3133EFNK9	25,000,000	0.53	0.54	0.00	0.00	11,133
Interest	6/9/2016	9/9/2016	Medium Term Notes	TORONTO-DOMINION BANK	89114QAL2	18,930,000	1.12	-0.66	0.00	0.00	53,026
Interest	6/9/2016	9/9/2016	Medium Term Notes	TORONTO-DOMINION BANK	89114QAL2	24,000,000	1.12	-0.57	0.00	0.00	67,227
Interest	6/10/2016	3/10/2017	Negotiable CDs	ROYAL BANK OF CANADA NY	78009NZW9	50,000,000	0.95	0.95	0.00	0.00	40,812
Interest	6/11/2016	10/11/2016	Federal Agencies	FEDERAL FARM CREDIT BANK	3133EDJA1	25,000,000	0.46	0.52	0.00	0.00	9,874
Interest	6/11/2016	6/11/2018	Federal Agencies	FEDERAL FARM CREDIT BANK	3133EEW48	50,000,000	0.48	0.49	0.00	0.00	20,824
Interest	6/11/2016	12/11/2018	Federal Agencies	FREDDIE MAC	3134G8AT6	25,000,000	1.00	1.00	0.00	0.00	125,000
Interest	6/13/2016	8/12/2016	Negotiable CDs	BANK OF MONTREAL CHICAGO	06366CWA2	25,000,000	0.68	0.68	0.00	0.00	15,051
Interest	6/13/2016	11/13/2017	Federal Agencies	FEDERAL FARM CREDIT BANK	3133EEBR0	25,000,000	0.47	0.49	0.00	0.00	10,003
Interest	6/14/2016	6/14/2018	Federal Agencies	FEDERAL FARM CREDIT BANK	3133EFSSH1	25,000,000	1.17	1.25	0.00	0.00	146,250
Interest	6/15/2016	6/15/2017	Federal Agencies	FEDERAL HOME LOAN BANK	3130A3SL9	25,000,000	0.95	1.02	0.00	0.00	118,750
Interest	6/15/2016	12/15/2017	Federal Agencies	FREDDIE MAC	3137EADX4	25,000,000	1.00	1.06	0.00	0.00	127,778
Interest	6/15/2016	12/15/2016	Negotiable CDs	ROYAL BANK OF CANADA NY	78009NSX5	100,000,000	0.81	0.81	0.00	0.00	207,984
Interest	6/16/2016	4/16/2018	Federal Agencies	FEDERAL FARM CREDIT BANK	3133EEZC7	50,000,000	0.48	0.49	0.00	0.00	20,858
Interest	6/16/2016	12/16/2016	Federal Agencies	FEDERAL HOME LOAN BANK	3133XHJK1	33,850,000	4.75	0.48	0.00	0.00	803,938
Interest	6/16/2016	8/16/2017	Federal Agencies	FANNIE MAE	3135G0F24	25,000,000	0.44	0.46	0.00	0.00	9,568
Interest	6/17/2016	3/17/2017	Negotiable CDs	BANK OF MONTREAL CHICAGO	06427EDJ7	25,000,000	0.83	0.83	0.00	0.00	17,953
Interest	6/18/2016	12/18/2017	Federal Agencies	FEDERAL FARM CREDIT BANK	3133EEFE5	50,000,000	1.13	1.18	0.00	0.00	281,250
Interest	6/19/2016	12/19/2016	Federal Agencies	FEDERAL HOME LOAN BANK	3130A12F4	20,500,000	0.70	0.70	0.00	0.00	71,750
Interest	6/19/2016	3/19/2019	Federal Agencies	FARMER MAC	3132X0ED9	40,000,000	0.69	0.69	0.00	0.00	70,881
Interest	6/19/2016	6/19/2017	Federal Agencies	FEDERAL FARM CREDIT BANK	3133EAUW6	50,000,000	0.59	0.59	0.00	0.00	74,819

Investment Transactions

Pooled Fund

Transaction	Settle Date	Maturity	Type of Investment	Issuer Name	CUSIP	Par Value	Coupon	YTM	Price	Interest	Transaction
Interest	6/19/2016	10/19/2017	Federal Agencies	FEDERAL FARM CREDIT BANK	3133EETS9	30,000,000	0.47	0.47	0.00	0.00	12,108
Interest	6/19/2016	7/19/2018	Federal Agencies	FEDERAL FARM CREDIT BANK	3133EGBQ7	25,000,000	0.57	0.57	0.00	0.00	12,243
Interest	6/19/2016	7/19/2018	Federal Agencies	FEDERAL FARM CREDIT BANK	3133EGBQ7	25,000,000	0.57	0.57	0.00	0.00	12,243
Interest	6/21/2016	3/21/2017	Public Time Deposits	TRANS-PAC NATIONAL BK	PP600XGA1	240,000	1.01	1.01	0.00	0.00	628
Interest	6/22/2016	3/22/2018	Federal Agencies	FEDERAL FARM CREDIT BANK	3133EEN71	50,000,000	0.48	0.49	0.00	0.00	20,581
Interest	6/23/2016	9/23/2016	Negotiable CDs	BANK OF MONTREAL CHICAGO	06366CA32	25,000,000	0.70	0.70	0.00	0.00	15,134
Interest	6/23/2016	9/23/2016	Negotiable CDs	BANK OF MONTREAL CHICAGO	06366CA32	50,000,000	0.70	0.70	0.00	0.00	30,268
Interest	6/23/2016	9/23/2016	Negotiable CDs	BANK OF NOVA SCOTIA HOUS	06417HUUW4	50,000,000	0.83	0.82	0.00	0.00	105,366
Interest	6/23/2016	8/23/2017	Federal Agencies	FEDERAL FARM CREDIT BANK	3133EEFX3	50,000,000	0.49	0.49	0.00	0.00	21,226
Interest	6/23/2016	9/23/2016	Medium Term Notes	TOYOTA MOTOR CREDIT CORP	89236TBU8	5,000,000	0.73	0.72	0.00	0.00	9,259
Interest	6/23/2016	9/23/2016	Medium Term Notes	TOYOTA MOTOR CREDIT CORP	89236TBU8	14,150,000	0.73	0.79	0.00	0.00	26,202
Interest	6/23/2016	9/23/2016	Medium Term Notes	TOYOTA MOTOR CREDIT CORP	89236TBU8	28,150,000	0.73	0.77	0.00	0.00	52,127
Interest	6/24/2016	7/24/2017	Federal Agencies	FEDERAL FARM CREDIT BANK	3133ECV92	50,000,000	0.48	0.48	0.00	0.00	20,807
Interest	6/24/2016	3/24/2017	Federal Agencies	FEDERAL FARM CREDIT BANK	3133EDP30	26,000,000	0.48	0.44	0.00	0.00	10,819
Interest	6/24/2016	12/24/2020	Federal Agencies	FEDERAL FARM CREDIT BANK	3133EFTX5	100,000,000	0.77	0.77	0.00	0.00	66,585
Interest	6/25/2016	2/25/2019	Federal Agencies	FEDERAL FARM CREDIT BANK	3133EGBU8	50,000,000	0.62	0.62	0.00	0.00	26,738
Interest	6/26/2016	6/26/2017	Federal Agencies	FEDERAL FARM CREDIT BANK	3133EEGH7	8,400,000	0.93	0.94	0.00	0.00	39,060
Interest	6/26/2016	3/26/2018	Federal Agencies	FEDERAL FARM CREDIT BANK	3133EEQ86	50,000,000	0.47	0.50	0.00	0.00	59,611
Interest	6/26/2016	3/26/2018	Federal Agencies	FEDERAL FARM CREDIT BANK	3133EEQ86	50,000,000	0.47	0.50	0.00	0.00	59,611
Interest	6/26/2016	3/26/2018	Federal Agencies	FEDERAL FARM CREDIT BANK	3133EFWG8	25,000,000	0.60	0.61	0.00	0.00	13,007
Interest	6/27/2016	9/25/2017	Negotiable CDs	BANK OF NOVA SCOTIA HOUS	06417HUR5	50,000,000	0.90	0.90	0.00	0.00	112,513
Interest	6/27/2016	10/25/2017	Negotiable CDs	BANK OF MONTREAL CHICAGO	06427EK91	50,000,000	1.17	1.17	0.00	0.00	53,442
Interest	6/27/2016	2/27/2017	Federal Agencies	FEDERAL FARM CREDIT BANK	3133EDFW7	50,000,000	0.51	0.50	0.00	0.00	21,730
Interest	6/27/2016	1/25/2017	Negotiable CDs	ROYAL BANK OF CANADA NY	78009NZD1	25,000,000	0.96	0.96	0.00	0.00	21,908
Interest	6/28/2016	12/28/2018	Federal Agencies	FREDDIE MAC	3134G8CS6	25,000,000	0.63	0.63	0.00	0.00	78,125
Interest	6/28/2016	12/28/2018	Federal Agencies	FANNIE MAE	3136G2C39	15,000,000	1.63	1.63	0.00	0.00	121,875
Interest	6/28/2016	3/28/2017	Negotiable CDs	TORONTO DOMINION BANK NY	89113EC79	50,000,000	0.88	0.88	0.00	0.00	111,235
Interest	6/28/2016	12/28/2016	Negotiable CDs	WESTPAC BANKING CORP NY	96121TH27	50,000,000	0.92	0.92	0.00	0.00	35,951
Interest	6/28/2016	12/28/2016	Negotiable CDs	WESTPAC BANKING CORP NY	96121TH27	50,000,000	0.92	0.92	0.00	0.00	35,951
Interest	6/29/2016	3/29/2017	Federal Agencies	FEDERAL FARM CREDIT BANK	3133EDZW5	25,000,000	0.47	0.48	0.00	0.00	10,214
Interest	6/29/2016	12/29/2016	Federal Agencies	FREDDIE MAC	3134G5VG7	50,000,000	0.78	0.78	0.00	0.00	195,000
Interest	6/29/2016	6/29/2017	Federal Agencies	FREDDIE MAC	3137EADH9	15,000,000	1.00	0.78	0.00	0.00	75,000
Interest	6/29/2016	6/29/2017	Federal Agencies	FREDDIE MAC	3137EADH9	25,000,000	1.00	1.10	0.00	0.00	125,000
Interest	6/30/2016	7/1/2016	Money Market Funds	BLACKROCK LIQUIDITY FUND	09248U718	5,006,658	0.23	0.22	0.00	0.00	924
Interest	6/30/2016	6/30/2017	Federal Agencies	FREDDIE MAC	3134G5W50	50,000,000	1.00	1.00	0.00	0.00	250,000
Interest	6/30/2016	7/1/2016	Money Market Funds	FIDELITY INSTITUTIONAL M	31607A703	300,234,619	0.30	0.30	0.00	0.00	63,527
Interest	6/30/2016	7/1/2016	Money Market Funds	MORGAN STANLEY INSTITUTI	61747C707	175,209,704	0.26	0.26	0.00	0.00	12,858
Interest	6/30/2016	12/31/2016	U.S. Treasuries	US TSY NT	912828RX0	25,000,000	0.88	0.67	0.00	0.00	109,375
Subtotals						\$3,331,815,981	0.73	0.64	\$ -	\$ -	\$ 6,034,746

Grand Totals	47	Purchases	
	(11)	Sales	
	(46)	Maturities / Calls	
	(10)	Change in number of positions	

Non-Pooled Investments

As of June 30, 2016

Type of Investment	CUSIP	Issue Name	Settle	Maturity	Duration	Coupon	Par Value	Book Value	Amortized	
			Date	Date					Book Value	Market Value
State/Local Agencies	797712AD8	SFRDA SOUTH BEACH HARBOR	1/20/12	12/1/16	0.42	3.50	\$ 675,000	\$ 675,000	\$ 675,000	\$ 680,711
Subtotals					0.42	3.50	\$ 675,000	\$ 675,000	\$ 675,000	\$ 680,711
Grand Totals					0.42	3.50	\$ 675,000	\$ 675,000	\$ 675,000	\$ 680,711

NON-POOLED FUNDS PORTFOLIO STATISTICS

	Current Month		Prior Month	
	Fiscal YTD	June 2016	Fiscal YTD	May 2016
Average Daily Balance	\$ 1,559,303	\$ 675,000	\$ 1,638,259	\$ 1,340,000
Net Earnings	\$ 54,513	\$ 1,969	\$ 52,544	\$ 3,908
Earned Income Yield	3.49%	3.55%	3.48%	3.43%

Note: All non-pooled securities were inherited by the City and County of San Francisco as successor agency to the San Francisco Redevelopment Agency. Book value and amortized book value are derived from limited information received from the SFRDA and are subject to verification.