



Memorandum

Date: 01.19.17 **RE:** Citizens Advisory Committee
January 25, 2017

To: Citizens Advisory Committee

From: Anna LaForte – Deputy Director for Policy and Programming *all*

Subject: **ACTION** – Adopt a Motion of Support for the Allocation of \$4,306,324 in Prop K Funds and \$2,540,359 in Prop AA Funds, with Conditions, for Five Requests, Subject to the Attached Fiscal Year Cash Flow Distribution Schedules

Summary

As summarized in Attachments 1 and 2, we have five requests totaling \$6,846,683 in Prop K and Prop AA funds to present to the Citizens Advisory Committee. The San Francisco Municipal Transportation Agency has requested Prop K funds for two projects: \$647,000 for the construction phase of bicycle, pedestrian, and traffic calming improvements along the residential portion of the Wiggle bicycle route between the Church/Duboce and Fell/Scott intersections; and \$100,000 to leverage a \$300,000 Caltrans Planning Grant for an extensive community planning process to develop neighborhood greenway designs along three key corridors in District 11. San Francisco Public Works (SFPW) has requested \$80,000 in Prop K funds to design pathways to help bicyclists and pedestrians safely navigate the western entrance to the Bayshore Boulevard/Cesar Chavez Street/Potrero Avenue intersection (The Hairball). SFPW has also requested funds for two pavement renovation projects: \$3,479,324 in Prop K funds for the construction phase of the Filbert & Leavenworth Streets Pavement Renovation project, and \$2,540,359 in Prop AA funds for pavement renovation on Brannan Street from The Embarcadero to 10th Street/Division Street/Potrero Avenue intersection.

BACKGROUND

We have received five requests for a total of \$4,306,324 in Prop K funds and \$2,540,359 in Prop AA Funds to present to the Citizens Advisory Committee (CAC) at its January 25, 2017 meeting, for potential Board approval on February 28, 2016. As shown in Attachment 1, the requests come from the following Prop K and Prop AA categories:

- Prop K Street Resurfacing, Rehabilitation, and Maintenance
- Prop K Traffic calming
- Prop K Pedestrian Circulation/Safety
- Prop K Transportation / Land use Coordination
- Prop AA Street Repair & Reconstruction

Transportation Authority Board adoption of a 5-Year Prioritization Program (5YPP) for Prop K and Prop AA programmatic categories is a prerequisite for allocation of funds from these categories.

DISCUSSION

The purpose of this memorandum is to present four Prop K requests totaling \$4,306,324 and one Prop AA request totaling \$2,540,359 to the CAC and to seek a motion of support to allocate the funds as

requested. Attachment 1 summarizes the five requests, including information on proposed leveraging (i.e. stretching Prop K dollars further by matching them with other fund sources) compared with the leveraging assumptions in the Prop K Expenditure Plan. Attachment 2 provides a brief description of each project. A detailed scope, schedule, budget and funding plan for each project are included in the enclosed Allocation Request Forms.

Staff Recommendation: Attachment 3 summarizes the staff recommendations for the requests, highlighting special conditions and other items of interest.

Transportation Authority staff and project sponsors will attend the CAC meeting to provide brief presentations on some of the specific requests and to respond to any questions that the CAC may have.

ALTERNATIVES

1. Adopt a motion of support for the allocation of \$4,306,324 in Prop K funds and \$2,540,359 in Prop AA funds, with conditions, for five requests, subject to the attached Fiscal Year Cash Flow Distribution Schedules, as requested.
2. Adopt a motion of support for the allocation of \$4,306,324 in Prop K funds and \$2,540,359 in Prop AA funds, with conditions, for five requests, subject to the attached Fiscal Year Cash Flow Distribution Schedules, with modifications.
3. Defer action, pending additional information or further staff analysis.

FINANCIAL IMPACTS

This action would allocate \$4,306,324 in Fiscal Year (FY) 2016/17 Prop K sales tax funds, with conditions, and \$2,540,359 in FY 2016/17 Prop AA funds, with conditions, for five requests. The allocations would be subject to the Fiscal Year Cash Flow Distribution Schedules contained in the enclosed Allocation Request Forms.

Attachment 4, Prop K/Prop AA Allocation Summary - FY 2016/17, shows the total approved FY 2016/17 allocations and appropriations to date, with associated annual cash flow commitments as well as the recommended allocations and cash flows that are the subject of this memorandum.

Sufficient funds are included in the proposed FY 2016/17 budget to accommodate the recommended actions. Furthermore, sufficient funds will be included in future budgets to cover the recommended cash flow distribution for those respective fiscal years.

RECOMMENDATION

Adopt a motion of support for the allocation of \$4,306,324 in Prop K funds and \$2,540,359 in Prop AA funds, with conditions, for five requests, subject to the attached Fiscal Year Cash Flow Distribution Schedules.

Attachments (4):

1. Summary of Applications Received
2. Project Descriptions
3. Staff Recommendations
4. Prop K/Prop AA Allocation Summary – FY 2016/17

Enclosure:

1. Prop K/Prop AA Allocation Request Forms (5)

Attachment 1: Summary of Applications Received

Source	EP Line No./ Category ¹	Project Sponsor ²	Project Name	Current Prop K Request	Current Prop AA Request	Total Cost for Requested Phase(s)	Leveraging		Phase(s) Requested	District
							Expected Leveraging by EP Line ³	Actual Leveraging by Project Phase(s) ⁴		
Prop K	34	SFPW	Filbert & Leavenworth Streets Pavement Renovation	\$ 3,479,324		\$ 3,479,324	79%	0% for project, but Prop K is 11% of funding for SFPW's FY16/17 paving	Construction	2
Prop K	38, 40	SFMTA	Wiggle Neighborhood Green Corridor	\$ 647,000		\$ 2,323,110	48%	72%	Construction	5
Prop K	40	SFPW	Bayshore Blvd/Cesar Chavez St/Potrero Ave Intersection Improvements (The Hairball) [NTIP Capital]	\$ 80,000		\$ 80,000	25%	0%	Design	9, 10
Prop K	44	SFMTA	District 11 Neighborhood Greenways	\$ 100,000		\$ 400,000	40%	75%	Planning	11
Prop AA	Street Repair & Reconstruction	SFPW	Brannan Street Pavement Renovation		\$ 2,540,359	\$ 3,994,926	NA	36%	Construction	6
TOTAL				\$ 4,306,324	\$ 2,540,359	\$ 10,277,360	39%	33%		

0.635896385

Footnotes

¹ "EP Line No./Category" is either the Prop K Expenditure Plan line number referenced in the 2014 Prop K Strategic Plan or the Prop AA Expenditure Plan category referenced in the 2012 Prop AA Strategic Plan, including: Street Repair and Reconstruction (Street), Pedestrian Safety (Ped), and Transit Reliability and Mobility Improvements (Transit).

² Acronyms: SFMTA (San Francisco Municipal Transportation Agency); SFPW (San Francisco Public Works)

³ "Expected Leveraging By EP Line" is calculated by dividing the total non-Prop K funds expected to be available for a given Prop K Expenditure Plan line item (e.g. Pedestrian Circulation and Safety) by the total expected funding for that Prop K Expenditure Plan line item over the 30-year Expenditure Plan period. For example, expected leveraging of 90% indicates that on average non-Prop K funds should cover 90% of the total costs for all projects in that category, and Prop K should cover only 10%.

⁴ "Actual Leveraging by Project Phase" is calculated by dividing the total non-Prop K or non-Prop AA funds in the funding plan by the total cost for the requested phase or phases. If the percentage in the "Actual Leveraging" column is lower than in the "Expected Leveraging" column, the request (indicated by yellow highlighting) is leveraging fewer non-Prop K dollars than assumed in the Expenditure Plan. A project that is well leveraged overall may have lower-than-expected leveraging for an individual or partial phase.

Attachment 2: Brief Project Descriptions ¹

EP Line No./ Category	Project Sponsor	Project Name	Prop K/AA Funds Requested	Project Description
34	SFPW	Filbert & Leavenworth Streets Pavement Renovation	3,479,324	Requested funds will be used for the construction phase of the paving portion of the Joint-Sewer Lead-Filbert Street and Leavenworth Street Pavement Renovation project. The scope includes paving, concrete base repairs, curb ramp construction, sidewalk and curb repairs at various locations, and traffic routing. Approximately 106 curb ramps will be constructed and 25 blocks (2.2 miles) will be paved. Construction is anticipated to start in summer 2017 and be completed by December 2018.
38, 40	SFMTA	Wiggle Neighborhood Green Corridor	647,000	Funds are for construction of bicycle, pedestrian, and traffic calming improvements along the residential portion of the Wiggle bicycle route between the Church/Duboce and Fell/Scott intersections. Improvements include a bike signal, bulb-outs, raised crosswalks, roadway markings, and a traffic diverter. Construction will be coordinated with the San Francisco Public Utilities Commission project to add rain gardens and permeable paving along the corridor. Construction is expected to begin in spring 2017, with the project open for use by June 2018.
40	SFPW	Bayshore Blvd/Cesar Chavez St/Potrero Ave Intersection Improvements (The Hairball) [NTIP Capital]	80,000	This project was recommended in the SFMTA's Bayshore Boulevard/Cesar Chavez Street/Potrero Avenue Intersection (the Hairball): Key Segment Improvements report, which was also funded through the Neighborhood Transportation Improvement Program (NTIP). NTIP funds will be used for detailed design of improvements to segments F/G at the western entrance of the Hairball adjacent to westbound Cesar Chavez Street. The project will create a safer, wider, and regraded bicycle and pedestrian path that provides adequate clearance at the highway overpass and minimizes conflicts between users. Design is expected to be completed by fall 2017.

Attachment 2: Brief Project Descriptions ¹

EP Line No./ Category	Project Sponsor	Project Name	Prop K/AA Funds Requested	Project Description
44	SFMTA	District 11 Neighborhood Greenways	100,000	Requested funds will leverage a \$300,000 Caltrans Sustainable Transportation Planning grant for an extensive community planning process for the San Francisco Green Connections Network and Bicycle Strategy for three key corridors in under-served and lower income neighborhoods: Green Connections Routes Cayuga/Alemanay; Persia/Brazil/Russia; and Naples-Brunswick. The planning process will develop “neighborhood greenway” designs that improve the livability and vitality of local streets, while providing better non-motorized links to local and regional transit, employment, education, recreation/open space, and health services. Planning is anticipated to be completed by fall 2018.
Street Repair & Reconstruction	SFPW	Brannan Street Pavement Renovation	2,540,359	Requested funds are for the construction phase to perform pavement renovation of 21 blocks (1.54 miles) of Brannan Street from The Embarcadero to the 10th Street/ Division Street/ Potrero Avenue intersection. Work includes repairs to the roadway's concrete base, repaving, construction of approximately 52 curb ramps, and sidewalk and curb repairs at various locations. Construction is expected to begin in summer 2017, with the project open for use by December 2018.
TOTAL			\$ 6,846,683	

¹ See Attachment 1 for footnotes.

Attachment 3: Staff Recommendations ¹

EP Line No./ Category	Project Sponsor	Project Name	Prop K/AA Funds Recommended	Recommendation
34	SFPW	Filbert & Leavenworth Streets Pavement Renovation	\$ 3,479,324	5-Year Prioritization Program (5YPP) Amendment: The recommended allocation is contingent upon a concurrent amendment of the Street Resurfacing 5YPP to add the subject project with funding reprogrammed from the Gilman Ave and Jerrold Ave Pavement Renovation project. Prop K funds are no longer needed for that project because the scope will be funded by other sources. See attached 5YPP amendment for details.
38, 40	SFMTA	Wiggle Neighborhood Green Corridor	\$ 647,000	5YPP Amendments: The recommended allocation is contingent upon concurrent amendments of the Pedestrian Circulation/Safety and Traffic Calming 5YPPs to add the subject project with \$572,100 from the 6th Street Improvements project, which is currently in the environmental phase with design and construction fully funded with Prop A General Obligation Bond funds, and \$74,900 from the Proactive Residential Traffic Calming Improvements placeholder, which has sufficient funding available in FY 16/17 (\$1.93 million) to advance priority projects. See attached 5YPP amendments for details. Contrary to Prop K policy that prohibits the advertisement of services or contracts to be funded by Prop K prior to allocation of funds by the Transportation Authority Board, the SFMTA advertised the project's construction contract in November 2016. We have reminded the SFMTA of this policy and advised SFMTA that it should not presume a positive Board action or that the Board may not modify the funding request.
40	SFPW	Bayshore Blvd/Cesar Chavez St/Potrero Ave Intersection Improvements (The Hairball) [NTIP Capital]	\$ 80,000	Commitment to Allocate: The recommendation includes a commitment to allocate \$320,000 in NTIP capital funds to the construction phase of the project upon completion of the design phase (anticipated fall 2017). The \$400,000 in NTIP funding for the project (subject request (\$80,000) plus commitment to allocate (\$320,000)) will be split 50/50 between the NTIP capital funds available for Districts 9 and 10.
44	SFMTA	District 11 Neighborhood Greenways	\$ 100,000	5YPP Amendment: The recommended allocation is contingent upon a concurrent, cost-neutral amendment of Transportation/ Land Use 5YPP, to swap \$50,000 in FY 16/17 OBAG Local Match (Cycle 2) funds for \$50,000 in FY 17/18 Planning Grant Match (e.g. Caltrans Planning Grant) funds, effectively advancing Planning Grant Match funds to fully fund the subject request in FY 16/17. See attached 5YPP amendment for details.

Attachment 3: Staff Recommendations ¹

EP Line No./ Category	Project Sponsor	Project Name	Prop K/AA Funds Recommended	Recommendation
Street Repair & Reconstruction	SFPW	Brannan Street Pavement Renovation	\$ 2,540,359	Prop AA Strategic Plan Amendment: The recommended allocation is contingent upon a concurrent amendment of the Street Repair and Reconstruction category of the Prop AA Strategic Plan to program \$330,359 in Prop AA funds deobligated from projects completed under budget, to the subject project. See attached Strategic Plan for details.
TOTAL \$			6,846,683	

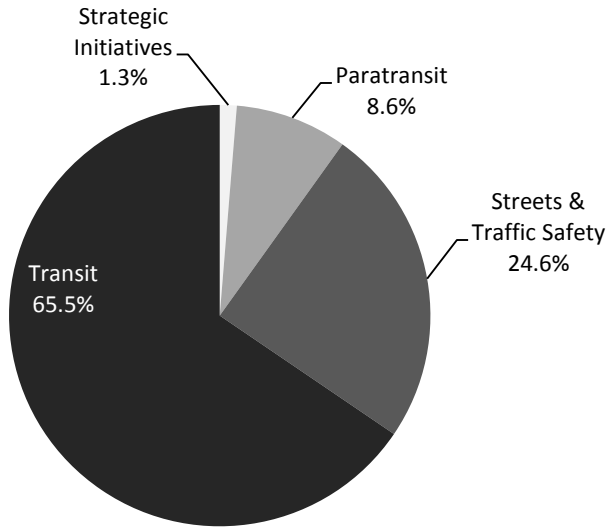
¹ See Attachment 1 for footnotes.

**Attachment 4.
Prop K/Prop AA Allocation Summary - FY 2016/17**

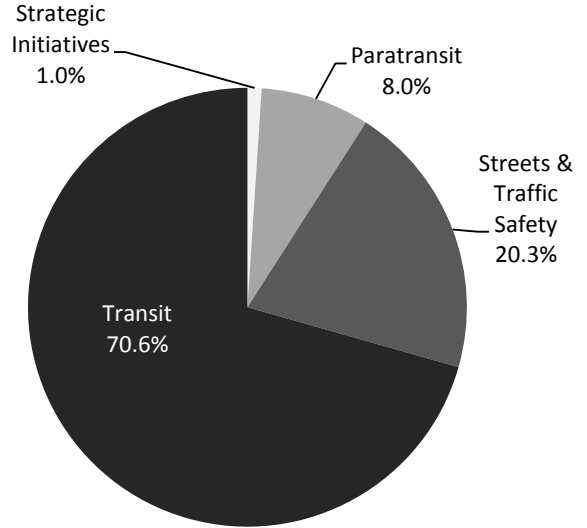
PROP K SALES TAX						
		CASH FLOW				
	Total	FY 2016/17	FY 2017/18	FY 2018/19	FY 2019/20	FY 2020/21
Prior Allocations	\$ 95,509,269	\$ 48,164,191	\$ 34,462,528	\$ 12,437,450	\$ 445,100	\$ -
Current Request(s)	\$ 4,306,324	\$ 388,500	\$ 3,047,993	\$ 869,831	\$ -	\$ -
New Total Allocations	\$ 99,815,593	\$ 48,552,691	\$ 37,510,521	\$ 13,307,281	\$ 445,100	\$ -

The above table shows maximum annual cash flow for all FY 2016/17 allocations approved to date, along with the current recommended allocation(s).

Investment Commitments, per Prop K Expenditure Plan



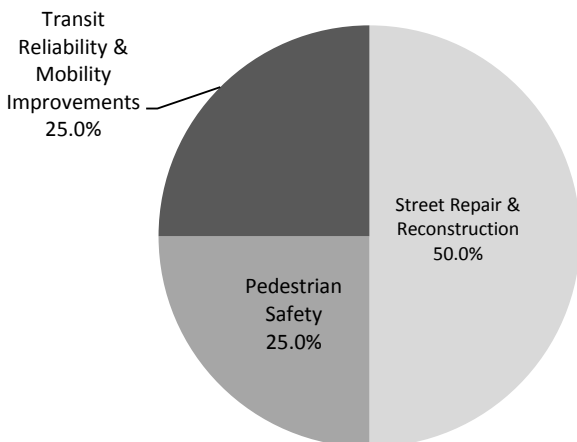
Prop K Investments To Date



PROP AA VEHICLE REGISTRATION FEE						
	Total	FY 2016/17	FY 2017/18	FY 2018/19	FY 2019/20	FY 2020/21
Prior Allocations	\$ 141,794	\$ 141,794	\$ -	\$ -	\$ -	#VALUE!
Current Request(s)	\$ 2,540,359	\$ -	\$ 1,693,573	\$ 846,786	\$ -	\$ -
New Total Allocations	\$ 2,682,153	\$ 141,794	\$ 1,693,573	\$ 846,786	\$ -	#VALUE!

The above table shows total cash flow for all FY 2015/16 allocations approved to date, along with the current recommended allocation(s).

Investment Commitments, per Prop AA Expenditure Plan



Prop AA Investments To Date

