



**VISION  
ZERO  
SF**

---

Through Vision Zero SF we commit to working together to prioritize street safety and eliminate traffic deaths in San Francisco by 2024

---

# **VISION ZERO SF: *ELIMINATING TRAFFIC DEATHS BY 2024***

---

**JULY 26, 2017**

## OVERVIEW

- ❖ What is Vision Zero?
- ❖ Reaching Our Goals
  - ❖ Engineering
    - ❖ Executive Directive 16-03
    - ❖ Vision Zero Priority Project Updates
  - ❖ Education
  - ❖ Enforcement
  - ❖ Policy
- ❖ Traffic Fatalities through June 2017

## WHAT IS VISION ZERO?

*Vision Zero SF is the City's road safety policy that will build safety and livability into our streets, protecting the one million people who move about the City every day.*

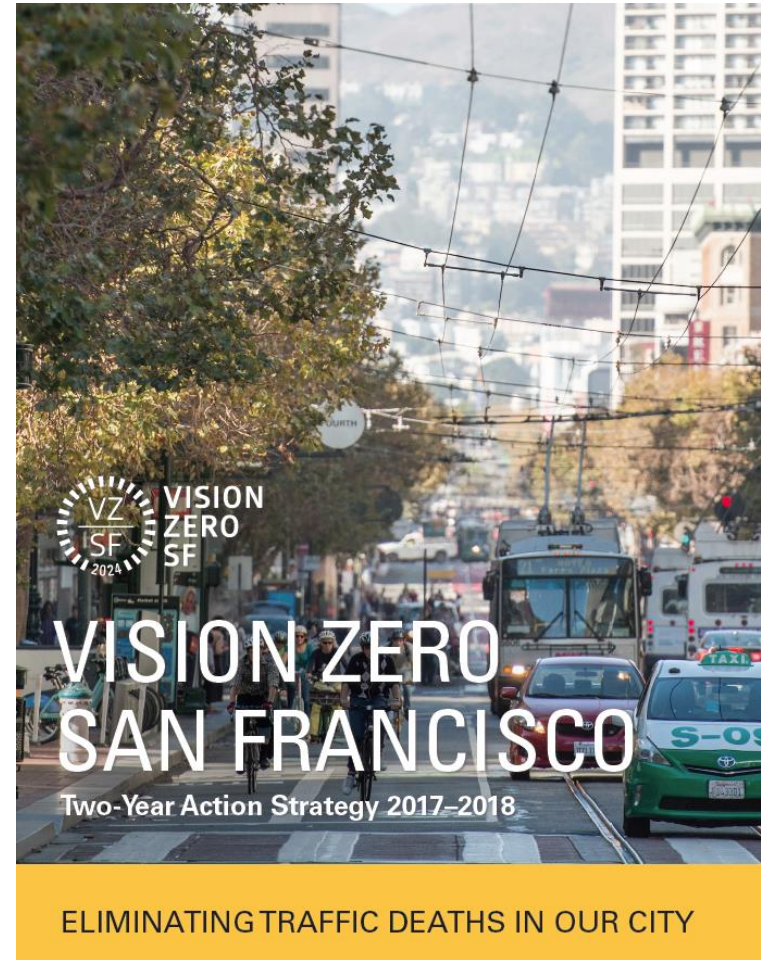


**SFMTA**  
Municipal  
Transportation  
Agency



# VISION ZERO TWO YEAR ACTION STRATEGY

Outlines the projects and policy changes the City plans to pursue in the next two years to build safety and livability into city streets.



## Core Principles

---



### Prevention

Traffic deaths are preventable and unacceptable.



### Saving Lives

Safety and the preservation of human life is our highest priority.



### Equity

Our transportation system should be safe for all road users, for all modes of transportation, in all communities and for people of all incomes, races and ethnicities, ages and abilities.



### Safe Streets

Human error is inevitable and unpredictable; we should design the transportation system to anticipate error so the consequence is not severe injury or death. Transportation and land use development policies, standards, programs and design decisions should prioritize preserving lives.



### Safe People and Safe Vehicles

Safe human behaviors, education about and enforcement of safety rules, and vehicle technologies are essential contributors to a safe system.



### Speed

People are inherently vulnerable and speed is a fundamental predictor of crash survival. The transportation system should be designed for speeds that protect human life.



# PROP K LEVERAGED PRIORITY PROJECTS

## Van Ness Improvement Project

This civic improvement project will bring San Francisco its first Bus Rapid Transit (BRT) System



# PROP K LEVERAGED PRIORITY PROJECTS

## Mansell Streetscape Improvement Project

This project converts two lanes of vehicle traffic into permanent pedestrian and bicycle only pathways

*Before*



*After*



# PROP K LEVERAGED PRIORITY PROJECTS

## Tenderloin Safe Routes to School

Caltrans awarded this project to the San Francisco Municipal Transportation Agency to help improve several intersections on Turk Street near the Tenderloin Community School





## EXECUTIVE DIRECTIVE 16-03

On August 4<sup>th</sup>, Mayor Lee issued his Executive Directive on Achieving Vision Zero, challenging staff to deliver several specific and crucial projects within nine months.

- ✓ Nine (9) speed humps in Golden Gate Park
- ✓ New, high-visibility signals on 7<sup>th</sup> and 8<sup>th</sup> Streets
- ✓ Telematics devices in all city vehicles
- ✓ SFPD is meeting its “Focus on the Five” target of issuing 50% of citations for the most dangerous traffic violations
- ✓ Three (3) parking-protected bike lanes on 7<sup>th</sup>, 8<sup>th</sup>, and 13<sup>th</sup> Streets

# GOLDEN GATE PARK SPEED HUMPS



# 7<sup>TH</sup> STREET PARKING PROTECTED BIKE LANES



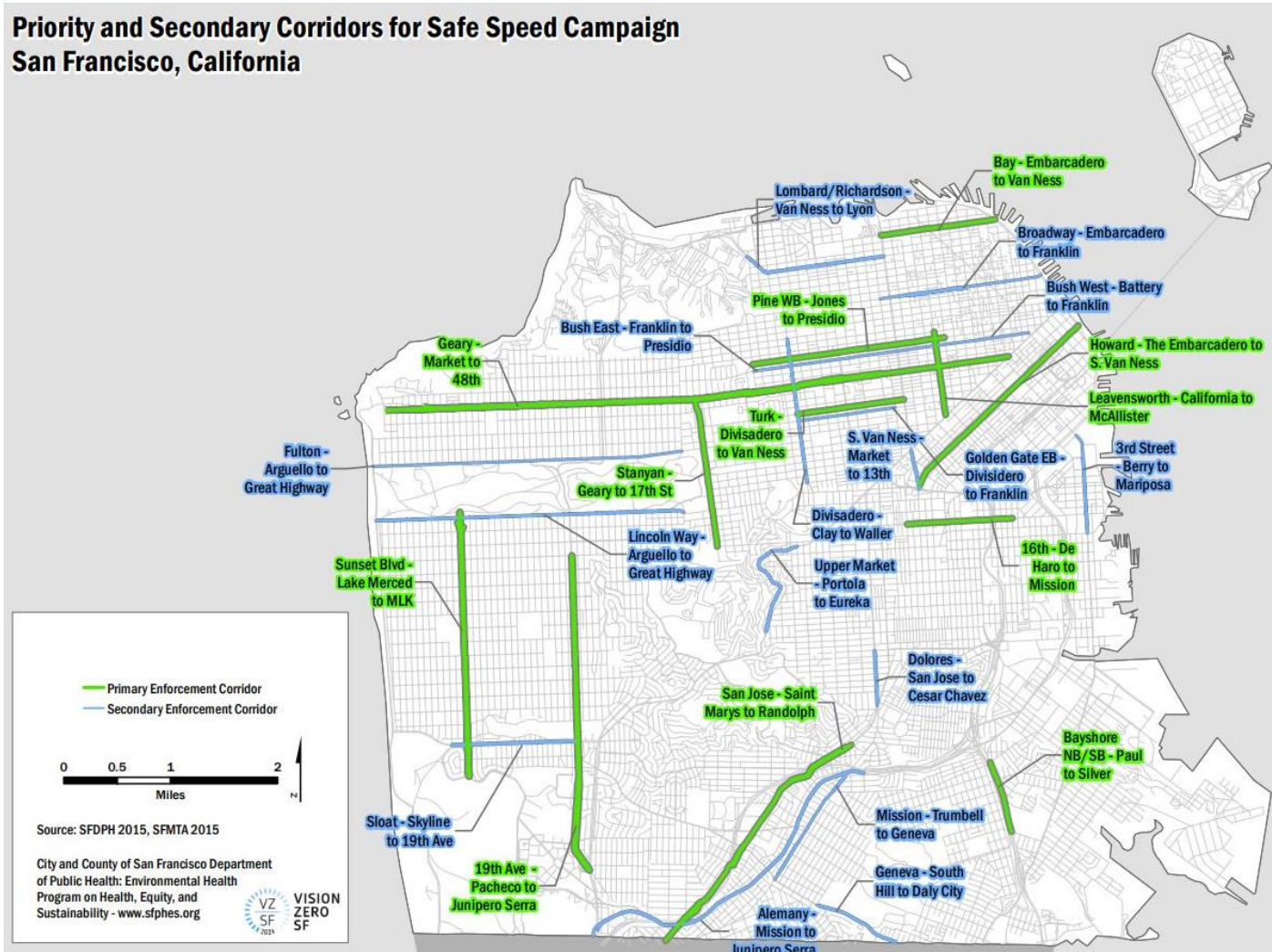


## EDUCATION & ENFORCEMENT: SAFE SPEEDS CAMPAIGN

Launched in  
Sept 2016

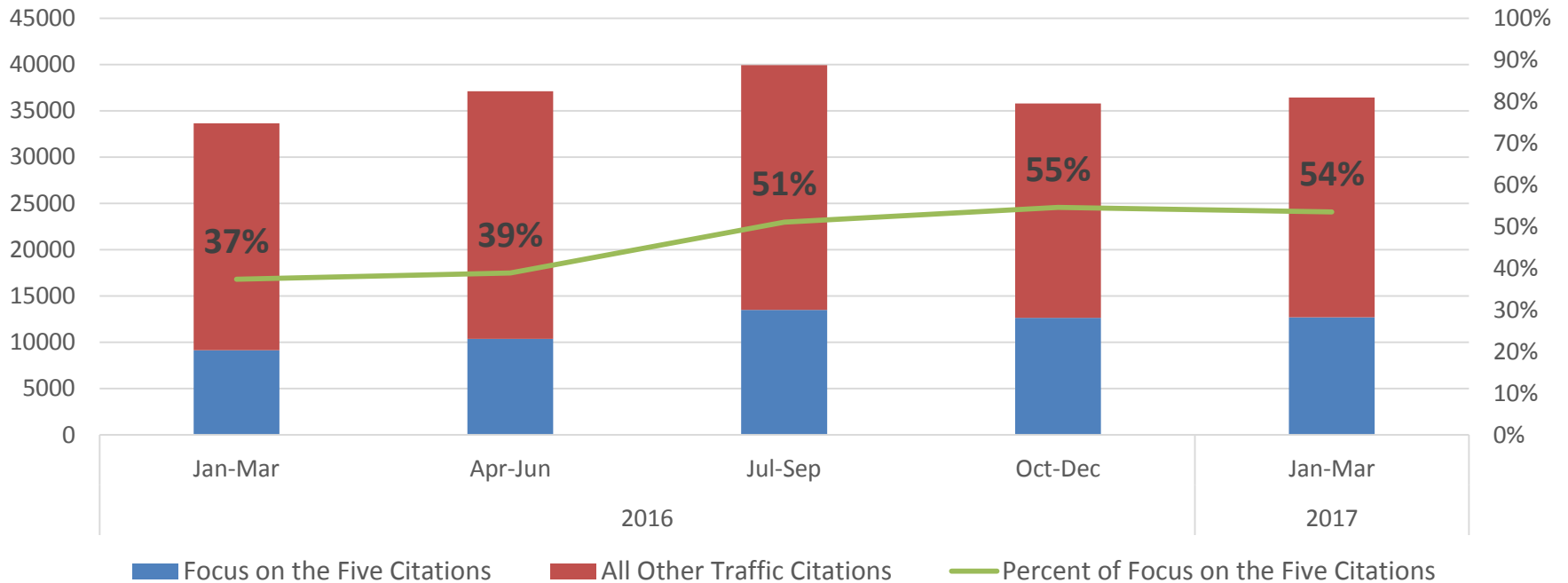
Strategic  
yearlong speed  
enforcement  
and education  
initiative  
focused on  
high-injury and  
high-speed  
corridors

**Priority and Secondary Corridors for Safe Speed Campaign  
San Francisco, California**





## ENFORCEMENT: *FOCUS ON THE FIVE*



Year	Quarter	Focus on the Five Citations	All Other Traffic Citations	Percent Focus on the Five Citations
2016	Jan-Mar	9,153	24,486	37%
	Apr-Jun	10,378	26,723	39%
	Jul-Sep	13,499	26,437	51%
	Oct-Dec	12,641	23,154	55%
2017	Jan-Mar	12,700	23,734	54%

## ***POLICY: AUTOMATED SPEED ENFORCEMENT***

**Assembly Bill 342 (Chiu):** This bill would authorize a pilot program for automated speed enforcement in San Francisco and San Jose.

- Assembly Privacy and Consumer Protection Committee
  - Passed 6-4 on April 18th, 2017
  - Discussion on the policy issues around the use of automated enforcement
- Assembly Transportation Committee
  - Faced opposition from Committee Chair
  - Chiu requested that the bill be turned into a two-year bill, allowing for continued discussions with those who oppose it



## TRAFFIC FATALITIES THROUGH JUNE 2017

Through June 2017 there have been eight (8) traffic fatalities on the streets of San Francisco:

- Four (4) Pedestrians Killed
- Two (2) Cyclists Killed
- Two (2) Motorcyclists Killed

Traffic Victim	2017		2016			2015			2014		
	June Count	Year to Date Total	June Count	Year to Date Total	Year End Total	June Count	Year to Date Total	Year End Total	June Count	Year to Date Total	Year End Total
People Killed While Walking	0	4	1	9	16	3	8	22	2	7	21
People Killed While Cycling	1	2	2	2	3	1	2	4	1	2	3
People Killed While Riding in a Motor Vehicle	0	0	0	5	5	0	0	0	0	0	1
People Killed While on a Motorcycle	1	2	0	1	1	1	3	6	0	2	4
People Killed While Driving	0	0	0	2	5	0	0	1	1	2	2
<b>TOTAL</b>	<b>2</b>	<b>8</b>	<b>3</b>	<b>19</b>	<b>30</b>	<b>5</b>	<b>13</b>	<b>31</b>	<b>4</b>	<b>15</b>	<b>31</b>

---

**VISIONZEROSF.ORG**

**Questions?**