



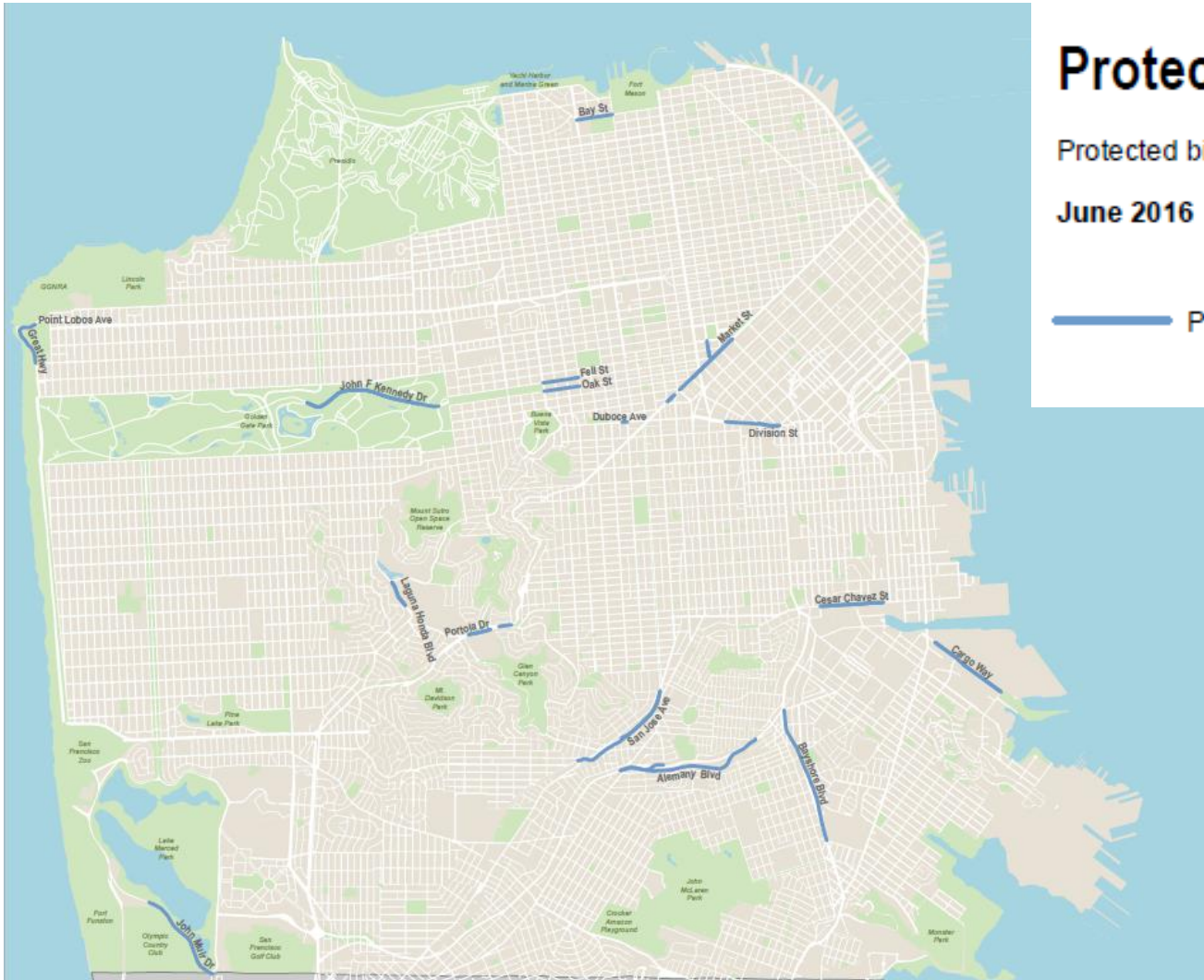
**VISION
ZERO
SF**

Through Vision Zero SF we commit to working together to prioritize street safety and eliminate traffic deaths in San Francisco by 2024

VISION ZERO SF: *ELIMINATING TRAFFIC DEATHS BY 2024*

JUNE 30, 2016

PROTECTED BIKEWAYS



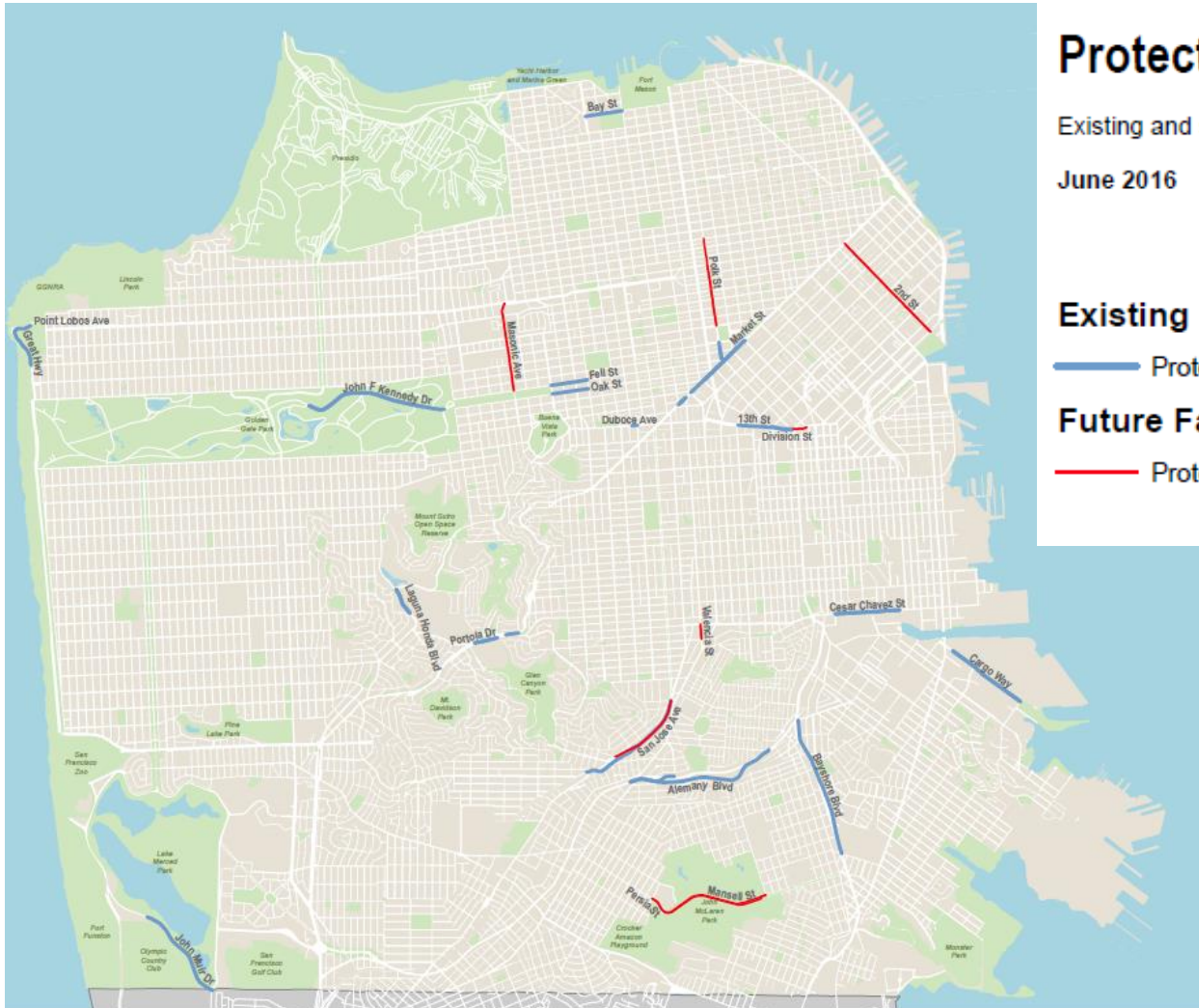
Protected Bikeways

Protected bikeways in San Francisco, CA

June 2016

Protected Bikeways (13.0 mi)

EXISTING AND FUTURE PROTECTED BIKEWAYS




Protected Bikeways

Existing and soon to be constructed protected bikeways.

June 2016

Existing Facilities

 Protected Bikeways (13.0 mi)

Future Facilities

 Protected Bikeways Soon to be Constructed (7.8 mi)

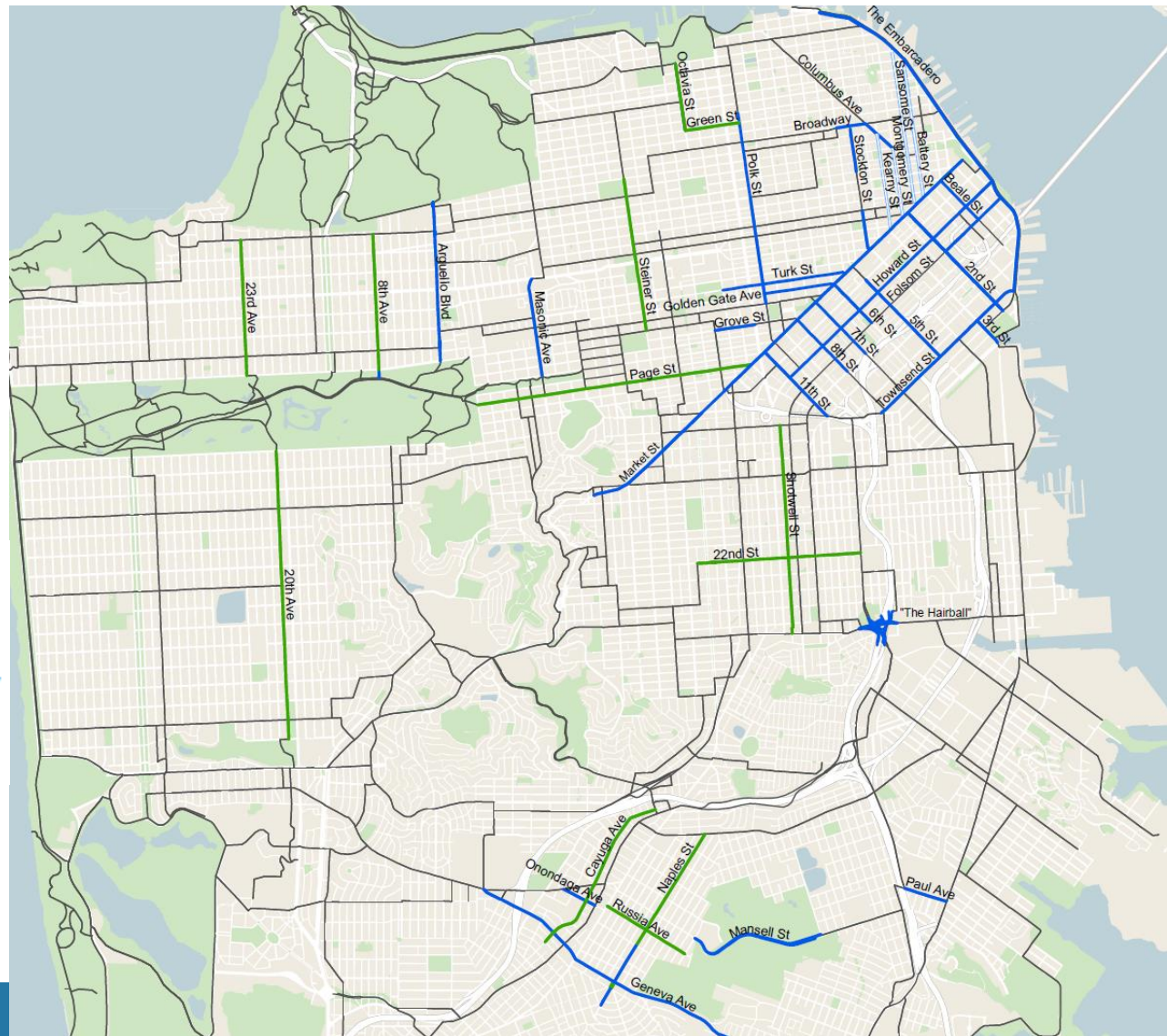
UPCOMING PROJECTS

FY17-21 CIP

≈20 funded projects

≈\$90M

- Planned Bike Facility
- Bike Facility Options TBD
- Planned Neighborhood Greenway
- Existing Bike Facility



VISION ZERO PRIORITY PROJECTS

Share Print Measure

Find address or place

Accountability and Transparency:
50+ projects from all focus areas
with key milestones in the next 2
years to advance Vision Zero

Columbus Avenue Safety Project

| | |
|------------------------------------|---|
| Project Description | Safety measures include installation of a permanent pedestrian bulbout, a continental crosswalk, bicycle lanes, and bulbs at intersections of Stockton/Green, Vallejo, and Grant. |
| Key Milestone | Complete Construction |
| Expected Milestone Completion Date | Winter 2017 |
| Status | On Schedule |

Zoom to

Automated Speed Enforcement

Safe Streets for Seniors

James Denman Middle School SR2S project

SFPD e-citations

Severe Injury Tracking

San Francisco

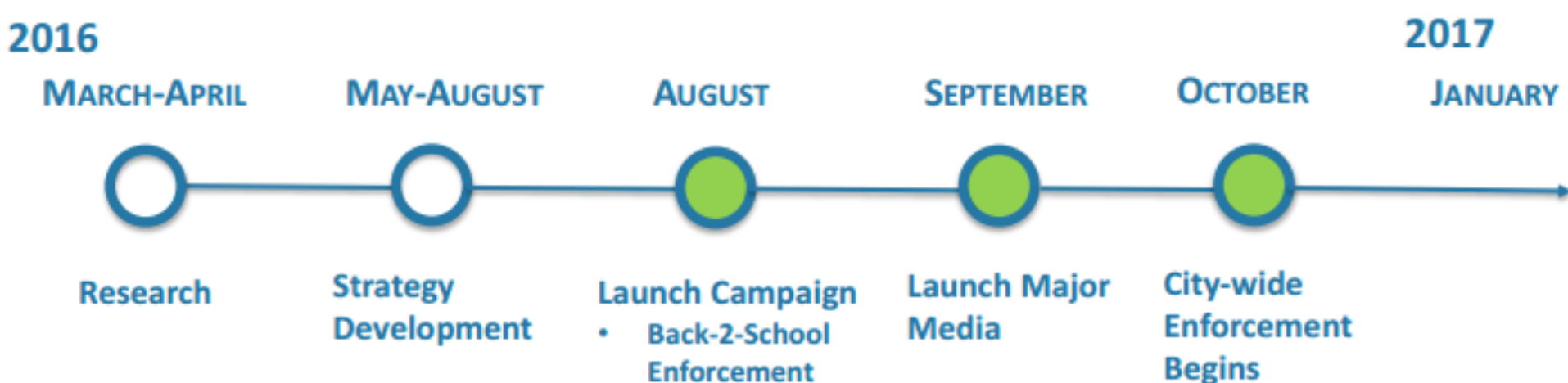
VISION ZERO PROJECTS BY THE NUMBERS

57 Projects and Programs

- All have been initiated
- 22 capital projects will complete construction by December 2017 >> Quick & Effective to Corridor Transformation Projects
- Remaining 21 capital projects will achieve major milestone (e.g. complete environmental phase) by December 2017
- 14 non-infrastructure efforts will launch; 9 of which will be complete by December 2017
- Projects and programs identified citywide in all Districts

SAFE SPEEDS CAMPAIGN

- Total Enforcement = 132 hours week
 - 60 hours a week of High Visibility Enforcement Events
 - 72 hours a week additional citywide enforcement
- Paired with Enhanced Education and Media



SAFE SPEEDS CAMPAIGN

Since the update in March:

- Officers continue to train with LIDAR units
- SFDPH completed evaluation workplan and will gather pre-date late summer
- Completed 2 focus groups and surveyed 600+ adults to evaluate attitudes about ‘speeding’
 - Key takeaways: we need to define speeding and people feel confident in their driving ability to stop when necessary



COMMUNICATIONS

- Research
- Outreach
- Media
- Strategic messaging
- Education



VISIONZEROSF.ORG

Tom Maguire

SFMTA Sustainable Streets Director
San Francisco Municipal Transportation Agency

Tom.Maguire@sfmta.com